



IDIOMA • EN/ES

moving forward in every field

NEW HOLLAND

▶▶ **RECAMBIOS PARA TRACTORES**

Catálogo - Primera edición: 2001

www.bepcoparts.com

Member of **TVH** 

PRESENTACIÓN DE BEPCO

El Grupo BEPCO es líder mundial en el suministro de recambios y accesorios para tractores y máquinas agrícolas.

Con más de 360 empleados, el Grupo BEPCO tiene delegaciones en Bélgica, Holanda, Francia, Alemania, España y el Reino Unido. También está presente en Australia, Nueva Zelanda, Sudáfrica y Brasil.

El Grupo BEPCO es una compañía global con clientes en más de 100 países y con ventas fuera de Europa que contribuyen a más de una tercera parte de su facturación.

Ofrecemos a nuestra red de distribuidores y concesionarios :

- ▶▶ Marcas de proveedores de piezas originales y otras marcas líderes
- ▶▶ Más de 20.000 m² de almacenes
- ▶▶ Más de 80.000 artículos disponibles
- ▶▶ Personal experto en conocimientos técnicos
- ▶▶ Envíos el mismo día del pedido, con entregas al día siguiente en muchos mercados

El Grupo BEPCO es miembro de TVH, el mayor suministrador de piezas y accesorios de alta calidad para máquinas de manipulación, vehículos industriales y otros equipos agrícolas.

FORD PARTS

DISQUES, PISTONS ET JOINTS DE FREIN (BAIN D'HUILE) - BRAKE DISCS, PISTONS AND SEALS (OIL IMMERSED) - BREMSSCHEIBE, KOLBEN UND DICHTUNG (ÖLBAD) - SCHIJFREMME ZUIGERS EN DICHTING (OLIEBAD) - DISCOS DE FRENO PISTONES Y JUNTAS (BAÑO DE ACEITE)

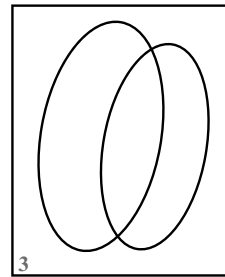


Fig. / Abb. / Afb./ Fig.	1	2	3
Trateurs Tractors Schleppertyp Trekkertype Tractores	Disque à friction Friction disc Bremsscheibe Remschijf Disco fricción	Disque interméd. Intermediate disc Zwischenscheibe Remtussenschijf Plancha de freno	Joint O'ring O-Ring O' ring Juntas tóricas
8160, 8260, 8360, 8560	24/422-18 (5154521) Ø 325 mm - 14z	24/423-28 (5152350) Plateau / Plate / Platte / Plaat / Plancha	24/416-32 (5165511) 259,6x266,4x3,4mm
TM 110, TM115, TM125, TM135, TM150, TM165, TM180			24/416-33 (5165512) 329,6x336,4x3,4mm
TM120, TM130, TM140, TM155	24/422-32 (47126359)		

Les références des pièces sont indicatives.
Nos pièces ne sont pas d'origine.

Part numbers are quoted for reference purposes only.
Our parts and accessories are not original.






"THE RELIABLE SERVICE"



NEW HOLLAND PARTS

Rotules & tirants de direction - Steering links & sockets - Stuurkogels en stangen - Kugelgelenke und Spurstangen - Rótulas y acoples de dirección



	Fig.	Part N°	OEM	Filet Thread Gewinde Schroefdraad Rosca	Longueur Lenght Länge Lengte Longitud	Conicité Cone Konus Conisch Cono
TDD80, TDD90, TDD95 (1/06⇨)	1	24/493-30	5168933	M20x1D	1470mm	18/20
	2	24/497-95	5109553 4955011 4982356	M20x1D	75	

Les références des pièces sont indicatives.
Nos pièces ne sont pas d'origine.

Part numbers are quoted for reference purposes only.
Our parts and accessories are not original.









"THE RELIABLE SERVICE"



FORD PARTS

Rotules & tirants de direction - Steering links & sockets - Stuurkogels en stangen - Kugelgelenke und Spurstangen - Rótulas y acoples de dirección



	Fig.	Part N°	OEM	Filet Thread Gewinde Schroefdraad Rosca	Longueur Length Länge Lengte Longitud	Conicité Cone Konus Conisch Cono
8670, 8770, 8870, 8970	1	24/495-221	86507390	M 1 1/4" RH	325mm	24.5/28
	1	24/495-222	86024885 86507389	M 1 1/4" LH		
	2	24/496-163	81874903	F 1" RH	80mm	
	3	24/581-48	86020750 86508663	M 1 1/4" RH	190mm	
	3	24/581-49	86020751 86508662	M 1 1/4" LH		
	4	24/581-43	86018347	F 1"-16F D	80mm	
5640, 6635, 6640, 7635, 7740, 7840, TL80, TL90, TL100 (10/98⇨1/04) TL80A, TL90A, TL100A (1/04⇨) TS80, TS90, TS100, TS110, TS115	5	24/493-30	5168933	M20x1D	1470mm	18/20
	6	24/497-95	5109553 4955011 4982356	M20x1D	75	
8160, 8360, 8560 (⇨C3845)	5	24/493-33	5169909 5164798	M24x1.5RH	1736mm	20/22
8160, 8360, 8560 (D3845⇨)	5	24/493-34	5177449 5174479	M24x1.5RH		

Les références des pièces sont indicatives.
Nos pièces ne sont pas d'origine.

Part numbers are quoted for reference purposes only.
Our parts and accessories are not original.

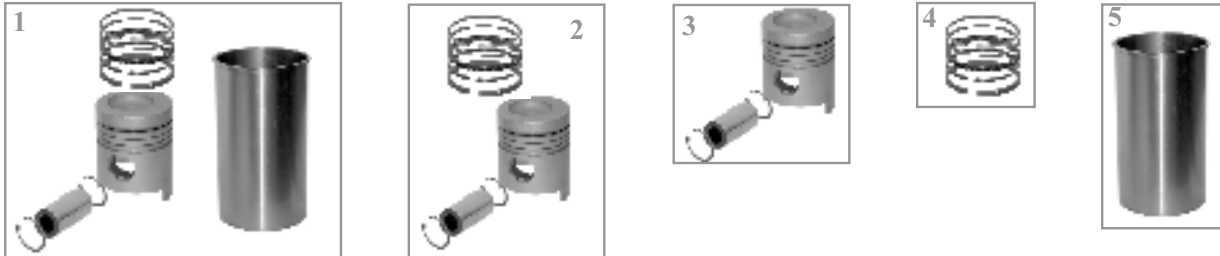


"THE RELIABLE SERVICE"

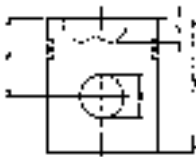


FORD PARTS

**Piston, jeu de segments & chemise - Pistons, ring sets & liners -
Kolben, buchsen und ringe - Zuigers, zuigerverensets & cilinderbussen**



	1	2	3	4	5
Tracteurs Tractors Schleppertyp Trekker type	Jeu Kit set Satz Kitset	Pistons & segments Piston & rings Kolben & Ringe Zuiger & zuigerveren	Pistons & axe Piston & pin Kolben & Ringe Zuiger & zuigerv.	Segments Ring set Satz Kolbenringen Zuigerverenset	Chemise Liner Buchse (halbfertig) Half-afgewerkte bus
8340 Turbo	24/31-94 (87840321+ 87802358)	24/32-94 (87801072)	24/33-58 (87840321, 87801072)	24/34-93 (87802358)	24/36-32 (83998292)



A : Hauteur de compression (mm) / Compression height (mm) / Kompressionshöhe (mm) / Compressiehoogte (mm)
B : Profondeur de la chambre de combustion (mm) / Combustion bowl depth (mm) / Brennkammerntiefe (mm) /
Diepte verbrandingskamer (mm)
D : Hauteur totale (mm) / Overall length (mm) / Gesamthöhe (mm) / Totale hoogte (mm)
E : Diamètre de l'axe de piston (mm) / Gudgeon pin diameter (mm) / Gesamthöhe (mm) / Totale hoogte (mm)

Réf. Ref. Bestell-Nr. Bestel-Nr.	Type Type Typ Type	Alésage Bore Ø Bohrung Ø Boring Ø	Segm. Rings Ringe Veren	Al-fin	A (mm)	B (mm)	D (mm)	E (mm)
24/32-94	DB	111.76	3	O / Y / J	68,96	16,68	128,87	41,27

Tracteurs Tractors Tracteurs Schleppertyp Trekker type	Cote standard Standard size Standardmass Standaard maat.	+ 0.25mm + 0.020"	+ 1.27mm + 0.040"
Segments / Rings / Ringen / Zuigerveren			
8340 Turbo	24/34-93 (87802358)	24/34-93B (87802359)	24/34-93D (87801089)

Les références des pièces sont indicatives.
Nos pièces ne sont pas d'origine.

Part numbers are quoted for reference purposes only.
Our parts and accessories are not original.







THE RELIABLE SERVICE



NEW HOLLAND PARTS

Pièces diverses - Various parts - Verschiedene Teile - Verscheidene onderdelen - Varias piezas

	Parts N°	OEM	Description Beschreibung Omschrijving Descripción	
FORD 4635, 4835, 5635, 6635, 7635, 8160, 8260, 8360, 8560 TL70, TL70A, TL80, TL80A, TL90, TL90A, TL100, TL100A FIAT L60, L65, L75, L85, L95 M100, M115, M135, M160 TM110, TM120, TM130, TM140 NEW HOLLAND TDD55, TDD60, TDD65, TDD70, TDD75, TDD80, TDD85, TDD90, TDD95, TN55, TN60A, TN65, TN70, TN70A, TN75, TN75A, TN85A, TN95A TND55, TND60A, TND65, TND70, TND70A, TND75, TND75A, TND85A, TND95A TNS55, TNS60A, TNS65, TNS70, TNS70A, TNS75, TNS75A	24/105-42	82009352 82000289	Bouchon Fuel tank cap Tankdeckel Tankdop Tapón depósito	
FORD TS100A, TS115, TS115A, TS130A	24/108-76	87319808 82016354 82037447	Cable d'accélérateur Hand cable Gasseil Handgaskabel Cable accelerator	 1320mm
FORD 4635, 4835, 5635, 6635, 7635, 8160, 8260, 8360, 8560 TL70, TL80, TL90, TL100 FIAT L60, L65, L75, L85, L95 M100, M115, M135, M160 TM115, TM120, TM125, TM130, TM135, TM140, TM150, TM155, TM165, TM180	24/410-67	82018664 82006194	Maître cylindre Master cylinder Hauptzylinder Hoofdcilinder Cilindro principal	

Les références des pièces sont indicatives.
Nos pièces ne sont pas d'origine.

Part numbers are quoted for reference purposes only.
Our parts and accessories are not original.



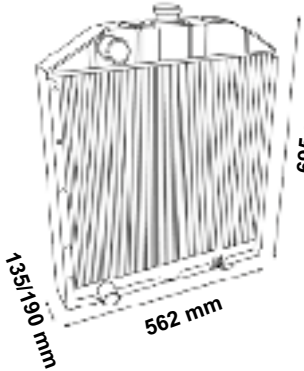


"THE RELIABLE SERVICE"



FORD PARTS

Radiateur - Radiator - Kühler - Radiator - Radiador

	Part N°	OEM		
6710, 7700, 7710 Avec air-conditionné With airco Mit Airco Met airco Con airco	24/150-158	E1NN8005EB	 CE	

Les références des pièces sont indicatives.
Nos pièces ne sont pas d'origine.

*Part numbers are quoted for reference purposes only.
Our parts and accessories are not original.*

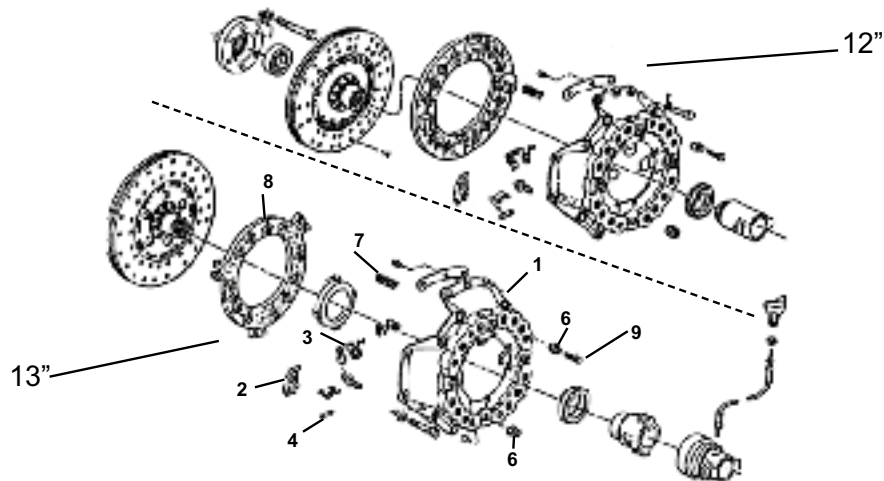



"THE RELIABLE SERVICE"



FORD PARTS

Pièces détachées pour mécanisme d'embrayage - Spare parts for clutches - Einzelteile für Automaten - Onderdelen voor drukgroepen - Recambios para prensas



	Fig.	Parts N°	OEM	Description
5000 (⇒9/69) & (6/71⇒) 5600, 5700, 6600, 6700, 7000, 7600, 7700 Sans / Less Dual Power Avec / With Dual Power	1	24/201-9		Cover
		24/201-10		
	2	24/202-9	C5NN7541D	Lever
		24/202-10	EDPN7591B	
		24/202-11	E328GD9	
	3	24/203-9		Spring
		24/203-10	E1ADDN7562B	
		24/203-11	C5NN7536A	
	4	24/206-9	E1ADDN7565	Pin
		24/206-10		
5	24/207-9	E329GD9	Cotter pin	
	24/207-10			
6	24/209-9		Lock nut	
	24/209-10			
7	24/215-9	C7NN7572B	Spring	
	24/215-10	D1NN7572A		
8	24/217-13	C5NN7566A	Plate	
	24/217-14	E1ADDN7566B		
9	24/223-9	C5NN7N611D	Eye bolt	
	24/223-10	C5NN7N611E		
10	24/224-6		Repair kit 202-** + 203-** + 206-** + 207-** + 209-**	
	24/224-7			
	24/224-8			
	24/224-9			

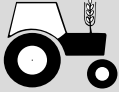

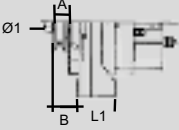
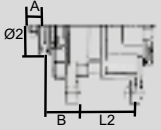

Les références des pièces sont indicatives.
Nos pièces ne sont pas d'origine.

Part numbers are quoted for reference purposes only.
Our parts and accessories are not original.



NEW HOLLAND PARTS

Alternateurs - Alternators - Drehstrommaschinen - Wisselstroomdynamo's - Alternadores

	Parts N°										
TM115, TM120, TM125, TM130, TM135, TM140, TM150, TM155, TM165, TM175, TM190	62/920-115 (82014508)	14V / 120A	<div style="text-align: center;">  </div> <table border="1" data-bbox="938 1003 1273 1097"> <tr> <td rowspan="2" style="text-align: center;">↻</td> <td style="text-align: center;">Ø2</td> <td style="text-align: center;">B</td> <td style="text-align: center;">L2</td> </tr> <tr> <td style="text-align: center;">67x8</td> <td style="text-align: center;">32</td> <td style="text-align: center;">83</td> </tr> </table>		↻	Ø2	B	L2	67x8	32	83
↻	Ø2	B	L2								
	67x8	32	83								

Les références des pièces sont indicatives.
Nos pièces ne sont pas d'origine.


Part numbers are quoted for reference purposes only.
Our parts and accessories are not original.



FORD PARTS

Garde-boue - Fenders - Schutzblech - Spatbord - Guardobarros



	Fig.	Part N°	OEM	Pos.
Super Major	1	24/844-19	E1ADDN16313E	LH
	2	24/844-20	E1ADDN16312B	RH
Major, Power major	3	24/844-63		LH
	4	24/844-62		RH

Les références des pièces sont indicatives.
Nos pièces ne sont pas d'origine.

Part numbers are quoted for reference purposes only.
Our parts and accessories are not original.



"THE RELIABLE SERVICE"



FORD PARTS

Barres de poussée - Top links - Oberlenker - Top stangen - Barras del tercer punto

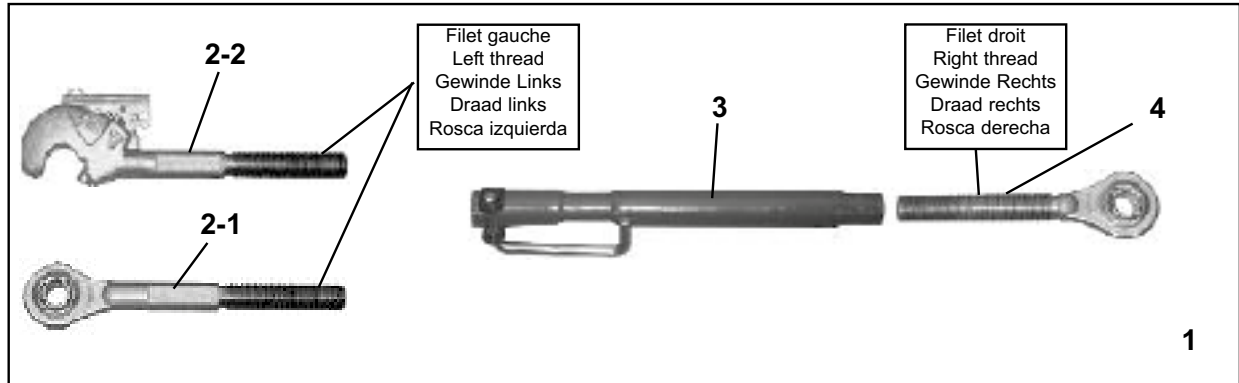


Fig. / Abb. / Afb. / Fig.		1	2	3	4
	Dimensions Size Abmessungen Afmetingen Dimensiones	Barre d'attelage Top link assy. Oberlenker Kplf. Topstang Barra del tercer punto	Rotule côté machine Implement ball end Oberlenkerendstück machinenseitig Topstangeund machinezijde Rótula lado impl.	Tube Centre tube Rohr Buis Tubo estándar	Rotule côté tracteur Tractor ball end Oberlenkerendstück Traktor Topstangeund traktorzijde Rótula lado tractor
2810, 2910, 3230, 3430, 3900, 3910, 3930, 4000, 4100, 4110, 4130, 4600, 4610, 4630, 4830, 5000, 5030, 5110, 5600, 5610, 5700, 5900, 6410, 6600, 6610, 6700, 6710, 6810, 7000, 7410, 7600, 7610, 7700, 7710, 7810, 7910, 8210	Cat. 1 / Cat. 1 Kat. 1 / Kat. 1 19mm/19mm 620-790mm	24/700-20 (D6NN576C, 83908686)	24/701-8 (2-1) (D6NNA911A, 83908685) Cat. 1 / Cat. 1 Kat. 1 / Kat. 1 1" 1/4' G / L / L / I	24/702-5 (DONNA908A, 81824140, 82001379) 425mm 16 ^{3/4"}	24/703-4 (DONNA914A, 81824143, 82001388) Cat. 1 / Cat. 1 Kat. 1 / Kat. 1 1" 1/4' D / R / R / D
	Cat. 2 / Cat. 1 Kat. 2 / Kat. 1 25.4mm/19mm 620-790mm	24/700-11 (E0NN576EC, 83982522, 82001392)	24/701-5 (2-1) (D0NNA911A, E8NNA911AA, 81824142, 83972601) Cat. 2 / Cat. 2 Kat. 2 / Kat. 2 1" 1/4' G / L / L / I		
	Cat. 2 / Cat. 2 Kat. 2 / Kat. 2 25.4mm/25.4mm 620-790mm	24/700-12 (D0NN576A, 81824138, 82001394)			24/703-5 (D0NNA914B, 81824144, 82001389) Cat. 1 / Cat. 1 Kat. 1 / Kat. 1 1" 1/4' D / R / R / D
	Cat. 2 / Cat. 2 Kat. 2 / Kat. 2 25.4mm/25.4mm 620-790mm	24/700-22 (D9NN576CA, E8NN576BA, 83918669, 83972600)	24/701-9 (2-2) (D9NNP972AA, 83918670) Cat. 2 / Cat. 2 Kat. 2 / Kat. 2 1" 1/4' G / L / L / I		
	Cat. 2 / Cat. 2 Kat. 2 / Kat. 2 25.4mm/25.4mm 680-850mm	24/700-21 (93NY576AA)	24/701-5 (2-1) (D0NNA911A, E8NNA911AA, 81824142, 83972601) Cat. 2 / Cat. 2 Kat. 2 / Kat. 2 1" 1/4' G / L / L / I	24/702-10 485mm 19"	




Les références des pièces sont indicatives.
Nos pièces ne sont pas d'origine.

Part numbers are quoted for reference purposes only.
Our parts and accessories are not original.



NEW HOLLAND PARTS

Entraîneurs de tractomètre - Tachometer drive units - Traktormeterantriebe -
Urentelleraandrijvingen - Reenvíos del cuentahoras

	Ref.	OEM		Remarque - Observation - Anmerkung - Opmerking - Observación
<p>FIAT</p> <p>30, 40, 300, 350, 355, 420, 440, 450, 455, 466, 480, 500, 505, 540, 566, 580, 605, 640, 650, 655, 680, 750, 780, 850, 880, 980, 1000, 1300</p> <p>35-66, 45-66, 45-76, 50-66, 50-86, 55-46, 55-76, 55-56, 55-66, 55-86, 55-88, 55-90, 56-66, 60-46, 60-56, 60-66, 60-76, 60-86, 60-88, 60-90, 60-93, 60-94, 62-86, 65-46, 65-56, 65-66, 65-88, 65-90, 65-93, 65-94, 70-56, 70-66, 70-76, 70-86, 70-88, 70-90, 72-86, 72-93, 72-94, 80-66, 80-76, 80-88, 80-90, 82-86, 82-93, 82-94, 85-90, 88-93, 88-94, 90-90, 100-90, 110-90, 115-90, 130-90, 140-90 F100, F110, F115, F120, F130, F140 L60, L65, L75, L85, L95</p>	<p>23/58-14 (C)</p>	<p>5118281 4177683</p>		<p>A = M16 x 1 B = M16 x 1</p>
<p>FORD</p> <p>3345, 3830, 3935, 4030, 4135, 4230, 4430, 4635, 4835, 5635, 6635, 7635, 8430 TL65, TL70, TL70A, TL80, TL80A, TL90, TL90A, TL100, TL100A</p> <p>NEW HOLLAND</p> <p>TN55, TN55D, TN55S, TN55V, TN65, TN65D, TN65F, TN65N, TN65S, TN65V, TN70, TN70D, TN70F, TN70S, TN75, TN75D, TN75F, TN75FA, TN75N, TN75S, TN75V, TN80F, TN85FA, TN90F, TN95F, TN95FA</p>	<p>23/58-23</p>	<p>5109356 598816</p>		<p>A = M16 x 1 B = M16 x 1</p>

- (C) Version économique plus encombrante que la version originale
- (C) Economical version bigger than the original
- (C) Ökonomische ausführung , grösser als originalausführung
- (C) Zuinige versie, groter dan origineel
- (C) Modelo economico mas grande que el modelo original

Les références des pièces sont indicatives.
Nos pièces ne sont pas d'origine.

Part numbers are quoted for reference purposes only.
Our parts and accessories are not original.



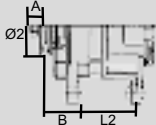





"THE RELIABLE SERVICE"



NEW HOLLAND PARTS

Alternateurs - Alternators - Drehstromlichtmaschinen - Wisselstroomdynamo's - Alternadores

	Parts N°			
 TG210, TG230, TG255, TG285  CS520, CS540, CS640, CS660, L411, L413, L416, L516, TC52, TC54, TC56, TF76, TX62, TX63, TX64, TX65, TX66, TX67, TX68	62/920-167 (125849A1, 87452821, 89833744 87775242)	14V / 150A Anti-poussières Dust protection Staubschutz Stof bescherming Protección anti-polvo	 ↻ Ø1 L2 22 104	

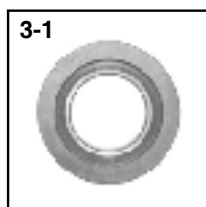
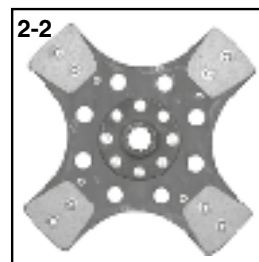

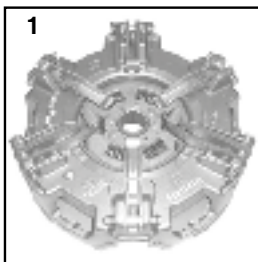
Les références des pièces sont indicatives.
Nos pièces ne sont pas d'origine.


Part numbers are quoted for reference purposes only.
Our parts and accessories are not original.



NEW HOLLAND PARTS

Embrayages - Clutches - Kupplungen - Koppelingen - Embragues



	1		2		3
	Embrayage Clutch Kupplung Koppeling Embrague		Disque Plate Scheibe Rijplaat Disco		Butée de débrayage Release bearing Drucklager Druklager Rodamiento
TN55, TN65	280/280	23/200-342 (5186552)	280 LG	23/221-342 TF 14Z 35x40 (5186553) 2-1	23/231-142 MS 50x82/90x90x22 (5197980, 5136682, 5122028, 5119875, 5103175) 3-1
			280 LM	23/212-365 UC-LR 10Z 22x25 (5176450) 2-2	23/231-14 MT 75x115x20 (5167183, 5112084) 3-2

LM = Friction prise de force côté moteur, libre / PTO disc, engine side, loose / Zapfwelle Motorseitig, lose / Losse aftakasplaat aan motorzijde / Disco TDF, lado motor, libre
LG = Friction d'avancement côté BV, montée / Main disc, transmission side, mounted / Fahrscheibe getriebeseitig, eingebaut / Rijplaat aan versnellingsbakzijde, ingebouwd / Disco principal, montado en lado transmisión

LR = 4 paires de pastilles / 4 pair of pads / 4 Paar Beläge / Met 4 paar pads / Con 4 pares de palas

MS = Petit Ø / small diameter / Mit kleinem Durchmesser / Kleine Ø / Pequeño Ø





MT = Grand Ø / Large diameter / Mit grossem Durchmesser / Grote Ø / Grande Ø

TF = Organique à ressort / Spring organic / Organischer-Belag, gefedert / Organisch met veren / Orgánico con muelles

UC = Céramo-métallique fixe / Fixed cera-metallic / Cerasinter-Belag, ungededert / Sintermetaal vast, niet geveerd / Cerametalico sin muelles




FORD PARTS

Pompes à huile - Oil pumps - Ölpumpen - Motoroliepumpen - Bombas de aceite

	Moteur Motor	Réf. Ref.	OEM	Pignon Pinion	
3010S, 3435, 3830, 3935, 4010S, 4030, 4135, 4230, 4430, 4635, 4835, 5010S		24/90-33	4705827 4705833 4654756	13Z	
6635, 7635	8045.45	24/90-81 NEW	98415162		
8430, 8630, 8830 (AL)	IVECO	24/90-47	4710408	32Z	

AL = Amérique Latine / Lateinamerika / Latijn-Amerika / América Latina

NEW HOLLAND

	Moteur Motor	Réf. Ref.	OEM	Pignon Pinion	
TD55D, TD60D, TD65D, TD75D, TD80D, TD85D TL70, TL80, TN55D, TN55S, TN60A, TN60DA, TN60SA, TN65, TN65D, TN65S, TN70F, TN75F, TN75FA, TN80F		23/90-33	4705827 4705833 4654756	13Z	
TD90D, TD95D, TL90, TL100 (10/98) TN85FA, TN90F, TN95F, TN95FA, TN95NA, TN95VA		23/90-81 NEW	98415162		

Les références des pièces sont indicatives.
Nos pièces ne sont pas d'origine.

Part numbers are quoted for reference purposes only.
Our parts and accessories are not original.

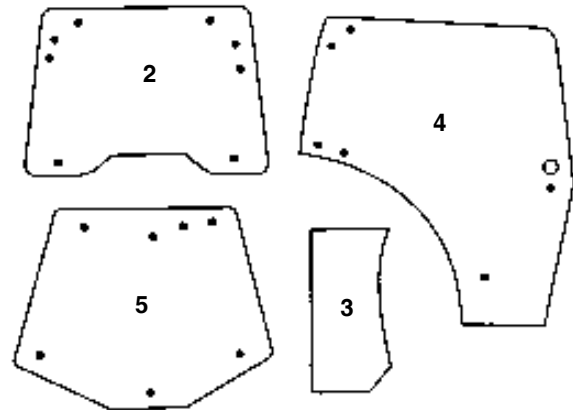



"THE RELIABLE SERVICE"



NEW HOLLAND PARTS

Vitre de cabine - Cab glass - Kabinenscheiben - Kabineruiten - Cristal de cabina



	Fig.	Parts N°	OEM	Pos.	Specification		
TS100A, TS110A, TS115A, TS125A, TS130A (Except *), TS135A		24/4001-30 *	82030483 (1)	A	CO	1310x820x5	BO
	2	24/4004-20T	82032042 (2)	A	O-8H-CO	1310x820x5	K/BLT
	3	24/4016-24T*	82030485 (1)	B	R-CO	645x435x5	T BO
	3	24/4015-24T*	82030486 (1)	B	L-CO	645x435x5	
	3	24/4016-25T	82030487 (2)	B	R-CO	645x435x5	
	3	24/4015-25T	82030488 (2)	B	L-CO	645x435x5	
	4	24/4038-25T	82027356	C	R-7H-CO	1480x1070x6	K/BLT
	4	24/4039-25T	82027357	C	L-7H-CO	1480x1070x6	
	5	24/4071-40T	82030887	F	7H-CO	1300x955x5	

A = Pare-brise / Windscreen / Frontscheibe / Voorruit / Parabrisa
B = Avant bas / lower front / Vorne / Voorruit / Delantero inferior
C = Porte / Door / Türscheibe / Deur / Puerta
F = Vitre arrière / Rear window / Hinten / Achteraan / Cristal trasero
7H = 7 Trous / 7 Holes / 7 Bohrungen / 7 Gaten / 7 Agujeros
8H = 8 Trous / 8 Holes / 8 Bohrungen / 8 Gaten / 8 Agujeros
CO = Convexe / Curved / Konvex / Convex / Convexo

O = Ouvrant / Opening / Öffnet / Schuifdak / Abatible
L = Gauche / Left/ Links / Rechts / Izquierdo
R = Droite / Right / Rechts / Rechts / Derecho
BO = Bombée / Bonded / Gewölbt / Bol / Abombado
T = Tintée / Tinted / Getönt / Getint / Tintado
BLT = Visser / Bolt on / Fest / Vast / con tornillos / Fijo
K = Avec butoir caoutchouc / Knock on rubber / Mit Gummi Einlage / Rubber inzetring / Con goma

Les références des pièces sont indicatives.
Nos pièces ne sont pas d'origine.

Part numbers are quoted for reference purposes only.
Our parts and accessories are not original.



"THE RELIABLE SERVICE"



LISTE DES MOTEURS & INDEX
ENGINE LIST & INDEX

moteurs TRADER engine

590E, 592E

index TRADER index

Vilebrequins et pièces connexes / <i>Crankshaft & related parts</i>	P.3
Pistons, jeux de segments & chemises / <i>Pistons, ring sets & liners</i>	P.3
Caractéristiques pistons / <i>Pistons characteristics</i>	P.4
Caractéristiques jeux de segments / <i>Ring sets characteristics</i>	P.4
Caractéristiques chemises / <i>Liners characteristics</i>	P.4
Joint moteur / <i>Engine gasket</i>	P.5
Pompes / <i>Pumps</i>	P.5

moteurs DORSET engine

2701E, 2703E, 2704E, 2706E, 2708E, 2709E, 2711E, 2712E, 2713E, 2714E, 2715E, 2724E, 2725E, 2726T, 2726TH

index DORSET index

Vilebrequins et pièces connexes / <i>Crankshaft & related parts</i>	P.6
Pistons, jeux de segments & chemises / <i>Pistons, ring sets & liners</i>	P.6
Caractéristiques pistons / <i>Pistons characteristics</i>	P.7
Caractéristiques jeux de segments / <i>Ring sets characteristics</i>	P.7
Caractéristiques chemises / <i>Liners characteristics</i>	P.7
Joint moteur / <i>Engine gasket</i>	P.8
Pompes / <i>Pumps</i>	P.8

Les références des pièces sont indicatives.
Nos pièces ne sont pas d'origine




"THE RELIABLE SERVICE"



Part numbers are quoted for reference purposes only.
Our parts and accessories are not original.

VILEBREQUINS ET PIÈCES CONNEXES
CRANKSHAFT & RELATED PARTS

moteurs TRADER engine



Moteurs Engine	Cyl.	Alésage Bore	1	2	3	4	5
			Couss. de palier Main bear. set	Épaisseurs latérales Thrust washer	Bague avant Front cover seal	Bague arrière Rear housing seal	Couss. de bielle Conrod bearing
592E	4	100	24/2-5 528E6K371A 81823481	24/6-5 E159Z9 81708116	24/11-5 (⇒1965) 81710681 (60 x 89 x 13)	24/13-6 793F6701AAA 81854827	24/3-5 8x 703F6211AA 81854542
590E	6		24/2-102		24/11-6 (1965⇒) 510E6362 81710683 (67 x 89 x 13)		24/3-102 12x 703F6211A 81854542

Côtes réparation sur demande / *Overize on demand*

PISTONS, JEUX DE SEGMENTS & CHEMISES
PISTONS, RING SETS & LINERS



Moteurs Engine	Cyl.	Alésage Bore	1	2	3	4
			Piston & axe Piston & rings	Jeu de segments Ring set	Chemise Liner	Joint de chemise Gasket liner
592E 590E	4 6	100	24/33-25 E1ADDN6110J 81710364 Axe / Axle Ø 31,75mm (⇒4-57)	24/34-25 510E6148A 81814624	Type à 1 joint 1 gasket type 24/35-25 E1ADDN6055B 81710301 (⇒2-61)	24/31-25A E1ADKN6061A 81710307
			24/33-27 E1ADDN6110L 81710365 Axe / Axle Ø 34,92mm (4-57⇒)	24/34-39 Perfect circle	Type à 2 joints 2 gaskets type 24/35-27 E1ADDN6055E 81710303 (2-61⇒)	24/31-27A 116533ESA 81716218 + 24/31-27B 116534ESA 81716221

Côtes réparation sur demande / *Overize on demand*

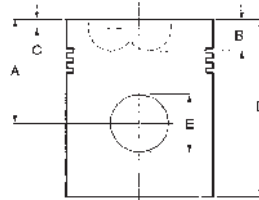
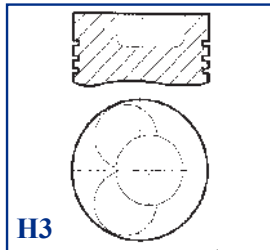
Les références des pièces sont indicatives.
Nos pièces ne sont pas d'origine

Part numbers are quoted for reference purposes only.
Our parts and accessories are not original.



PISTONS
PISTONS

moteurs TRADER engine



- A: Hauteur de compression (mm)
Compression height (mm)
- B: Profondeur chambre de combustion (mm)
Combustion bowl depth (mm)
- C: Profondeur du passage de soupape
Valve pocket depth
- D: Hauteur totale (mm)
Overall length (mm)
- E: Diamètre de l'axe de piston (mm)
Gudgeon pin diameter (mm)

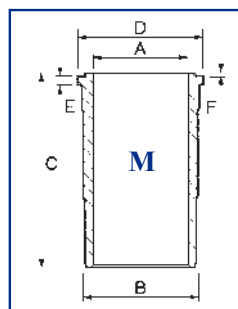
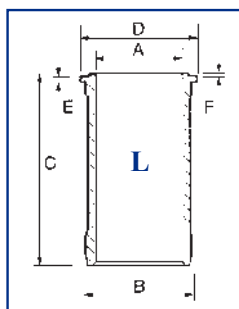
Ref.	Alésage Bore	Type Type	Nbre de segments N° of Rings	A	B	C	D	E
24/33-25	100.00 mm	H3	5	71,03	24,61	1,65	118,10	31,75
24/33-27				70,99				34,92

JEUX DE SEGMENTS
RING SETS

Ref.	Alésage Bore	P1		T1		SS	
24/34-25 24/34-39	100,00 mm	2.38	2.38	2.38	4.76	4.76	

- P1: Rectangulaire / *Parallel faced plain*
- T1: Portée conique / *Taper faced plain*
- SS: Normal à fentes / *Standard slotted*

CHEMISES
LINERS



- A: Alésage (mm)
Nominal bore diameter (mm)
- B: Diamètre extérieur (mm)
Outside diameter (mm)
- C: Hauteur totale (mm)
Overall length (mm)
- D: Diamètre colerette (mm)
Flange diameter (mm)
- E: Hauteur colerette (mm)
Flange width (mm)
- F: Hauteur lèvre de feu (mm)
Fire lip height (mm)

Ref.	Type Type	A	B	C	D	E	F
24/35-25	M	100.00	108.61	223.01	117.40	11.18	0.64
24/35-27	L		111.76	222.89	119.63		0.66

Les références des pièces sont indicatives.
Nos pièces ne sont pas d'origine

Part numbers are quoted for reference purposes only.
Our parts and accessories are not original.



**JOINTS MOTEUR
ENGINE GASKETS**

moteurs TRADER engine

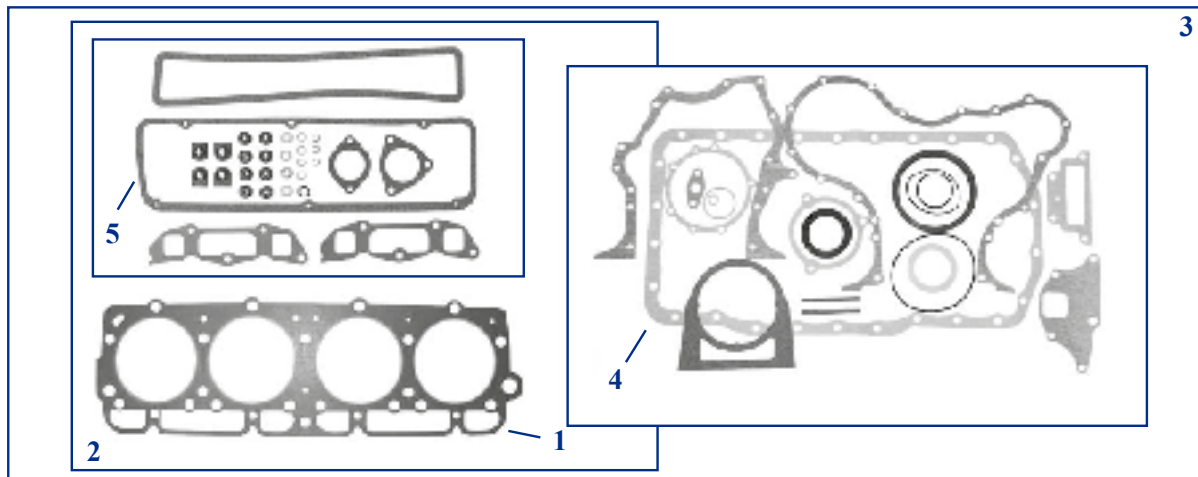



Fig.			1	2	3	4	5
Moteurs Engine	Cyl.	Alésage Bore	Joint de culasse Cyl. head gasket	Pochette de rodage Top gasket set	Pochette complète Complete gasket set	Poch. complémentaire Bottom gasket set	Joint cache soupape Rocker cover gasket
592E	4	100.00	24/73-15 E1ADDN6051C 81710277	24/71-16 E1ADDN6C037C 81743746	24/70-16 E1ADDN6008AD 81743593 (⇒2/61) 24/70-18 E1ADDN6008AM 81780582 (2/61⇒)	24/72-309	
590E (⇒1965)	6		24/73-308	24/71-322	24/70-22		24/74-124
590E (1965⇒)			24/73-323	24/71-323	24/70-323	24/74-18	

**POMPES
PUMPS**



Ref.	1 Pompe à eau Water pump	2 Kit de réparation Repair kit	3 Pompe d'alimentation Fuel pump	4 Kit de réparation Repair kit
590E 592E	24/130-15 E1ADKN8501B 8171728	24/131-15 E1ADKN8591 81711772	24/100-13 590E9350 81711953	24/101-16 693F9K340AA 81458909


Les références des pièces sont indicatives.
Nos pièces ne sont pas d'origine

Part numbers are quoted for reference purposes only.
Our parts and accessories are not original.



VILEBREQUINS ET PIÈCES CONNEXES
CRANKSHAFT & RELATED PARTS


moteurs DORSET engine



		1	2	3	4	5	
Moteurs Engine	Cyl.	Alésage Bore	Couss. de palier Main bear. set	Épaisseurs latérales Thrust washer	Bague avant Front cover seal	Bague arrière Rear housing seal	Couss. de bielle Conrod bearing
2701E 2706E	4	104.77	24/2-103 Ø 76.2 mm	24/6-5	24/11-6	24/13-6	24/3-103 Ø 66,65mm
2711E 2712E		107.21					
2704E 2709E	6	104.77	24/2-104 Ø 76.2 mm				24/3-104 Ø 66,65mm
2714E 2715E		107.21					

Côtes réparation sur demande / *Overize on demand*

PISTONS, JEUX DE SEGMENTS & CHEMISES
PISTONS, RING SETS & LINERS



		1	2	3	
Moteurs Engine	Cyl.	Alésage Bore	Piston avec segments Piston with ring	Jeu de segments Ring set	Chemise Liner
2701E 2706E	4	104.77	24/32-115	24/34-121	24/35-121
2704E 2709E	6				
2711E 2712E	4	107.21	24/32-116 STD	24/34-122	24/35-122
2714E 2715E 2725E	6				

Côtes réparation sur demande / *Overize on demand*

Les références des pièces sont indicatives.
Nos pièces ne sont pas d'origine

Part numbers are quoted for reference purposes only.
Our parts and accessories are not original.

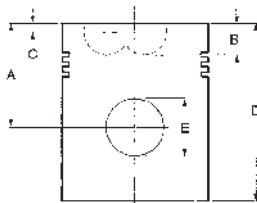
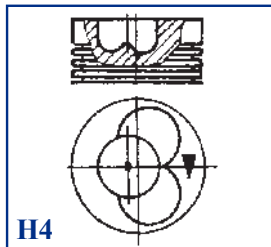


"THE RELIABLE SERVICE"



PISTONS
PISTONS

moteurs DORSET engine



- A: Hauteur de compression (mm)
Compression height (mm)
- B: Profondeur chambre de combustion (mm)
Combustion bowl depth (mm)
- C: Profondeur du passage de soupape
Valve pocket depth
- D: Hauteur totale (mm)
Overall length (mm)
- E: Diamètre de l'axe de piston (mm)
Gudgeon pin diameter (mm)

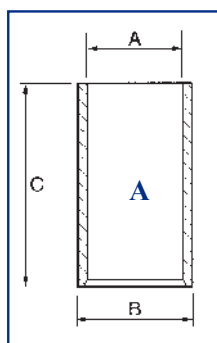
Ref.	Alésage Bore	Type Type	Nbre de segments N° of Rings	A	B	C	D	E
24/32-115	104.77 mm	H4	4	71	25,8	1,8	118	34,925
24/32-116	107.21 mm				26.9		120	36.512
24/32-117								

JEUX DE SEGMENTS
RING SETS

Ref.	Alésage Bore	CP1 2,39		N1 2,39		CBEH 4,75
24/34-121	104.77					
24/34-122	107.21					

- CBEH: Chromé chanfreiné avec ressort hélicoïdal / *Chrome plated bevelled edge with helical coil spring*
- CP1: Rectangulaire chromé / *Chrome plated parallel faced*
- N1: Bec d'angle / *Napier - externally stepped bottom with single hook*
- P1: Rectangulaire / *Parallel faced plain*

CHEMISES
LINERS



Ref.	Type Type	A	B	C
24/35-121	A	104,77	108,8	219
24/35-122		107,21	111,386	212,73

- A: Alésage (mm) / *Nominal bore diameter (mm)*
- B: Diamètre extérieur (mm) / *Outside diameter (mm)*
- C: Hauteur totale (mm) / *Overall length (mm)*
- D: Diamètre colerette (mm) / *Flange diameter (mm)*
- E: Hauteur colerette (mm) / *Flange width (mm)*
- F: Hauteur lèvre de feu (mm) / *Fire lip height (mm)*

Les références des pièces sont indicatives.
Nos pièces ne sont pas d'origine

Part numbers are quoted for reference purposes only.
Our parts and accessories are not original.



JOINTS MOTEUR
ENGINE GASKETS

moteurs DORSET engine

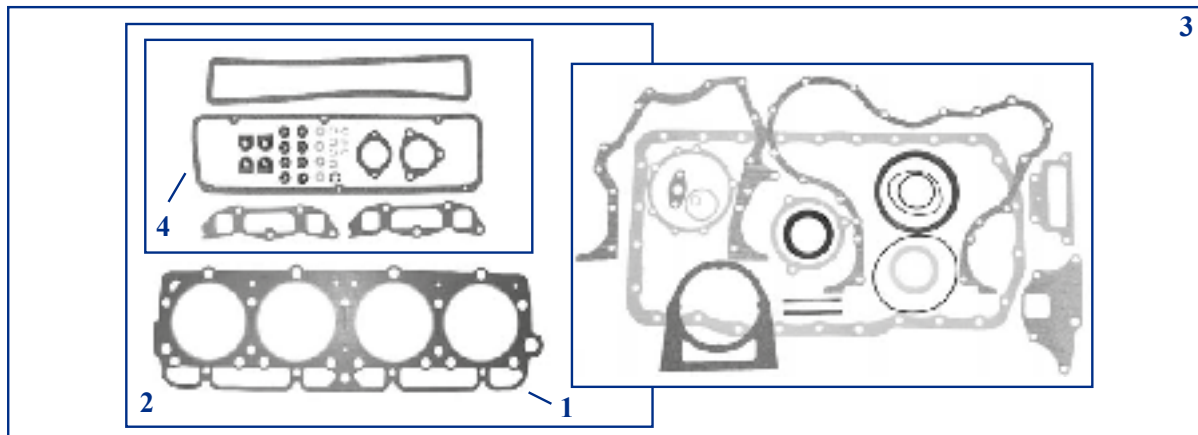



Fig.	1	2	3	4		
Moteurs Engine	Cyl.	Alésage Bore	Joint de culasse Cyl. head gasket	Pochette de rodage Top gasket set	Pochette complète Complete gasket set	Joint cache soupape Rocker cover gasket
2701E, 2706E	4	104.77	24/73-309	24/71-310	24/70-322	24/74-311
2711E, 2712E		107.21				
2703E, 2708E	6	100.00	24/73-323	24/71-323	24/70-323	24/74-18
2704E, 2709E, 2713E		104.77				
2714E, 2715E		107.21				
2724E, 2725E						

POMPES
PUMPS



Ref.	Fig.	Pompe à eau Water pump
2701, 2703, 2704, 2712, 2713, 2715	1	24/130-74 2701E8501C 85004985
2722, 2725, 2726T, 2726TH	2	24/130-190 826F8501BA 6174469, 972962

Ref.	Fig.	Pompe d'alimentation Fuel pump
Tous modèles DORSET all Dorset models	1	24/100-92 683F9350AA 7971160, 7990361
Tous Trader et Dorset All Trader and Dorset	2	24/15-2 E1ADKN6367, E1ADDN6384, 81710704

Pour d'autres pièces contactez-nous / For other parts please contact us

Les références des pièces sont indicatives.
Nos pièces ne sont pas d'origine

Part numbers are quoted for reference purposes only.
Our parts and accessories are not original.



"THE RELIABLE SERVICE"





TRACPIECES

**PRODUCT
NEWS-SHEET**

**PAGE : N° 7461-FE
DATE : 09/2005**


FORD (New Holland) PARTS

SÉRIE 60 SERIES

Pieces moteur - Engine parts - Motor Teile - Motor delen - Piezas de las motor

8160, 8260 : Moteur Powerstar 7.5 engine
8360, 8560 : Moteur Powerstar 7.5T engine

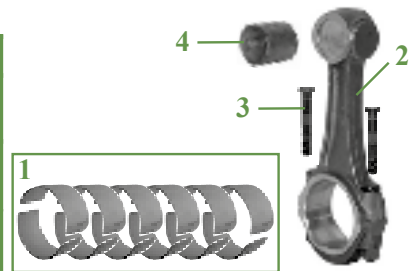
Vilebrequin et pièces connexes / Crankshaft and related parts



	1	2	3	4	5	6
Tracteurs Tractors	Jeu de couss.de palier Main bearing set	Bague avant Front oil seal	Pignon du vilb. Crankshaft gear	Bague arrière Rear oil seal	Couronne Ring gear	Joint arrière Rear gasket
8160, 8260, 8360, 8560	24/2-57 (6x 87790260 + 1x87790266)	24/11-30 (87800696, 87802755)	24/12-19 (83993159)	24/13-10 (83955247)	24/15-4 (83949153)	24/17-16 (87800887, 87801610)

Bielle et pièces connexes / Conrod and related parts

	1	2	3	4
Tracteurs Tractors	Jeu de couss.de bielle Conrod bearing set	Bielle Conrod	Boulon Conrod screw	Bague de bielle Small end bush
8160, 8260	24/3-59 (6x 87790304)	24/25-27 (87801218)	24/26-27 (87802307)	24/28-50 (87840995)
8360, 8560		24/25-28 (87801219)		24/28-51 (87840994)



Jeu de coussinets - cotes réparation / Bearing sets - undersized

Std	0.254mm 0.010"	0.508mm 0.020"	0.762mm 0.030"	1.016mm 0.040"
24/2-57 (6x 87790260 + 1x87790266)	24/2-57A (6x 87790262 + 1x 87790268)	24/2-57B (6x 87790263 + 1x 87790269)	24/2-57C (6x 87790264 + 1x 87790270)	24/2-57D (6x 87790265 + 1x 87790272)
24/3-59 (6x 87790304)	24/3-59A (6x 87790306)	24/3-59B (6x 87790307)	24/3-59C (6x 87790308)	24/3-59D (6x 87790309)

Les références de pièces sont indicatives.
Nos pièces ne sont pas d'origines

Parts numbers are quoted for reference purposes only.
Our parts and accessories are not original



"THE RELIABLE SERVICE"

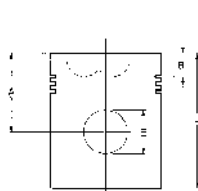


FORD (New Holland) PARTS

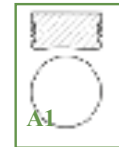
Pistons, jeux de segment & chemises / Pistons, ring sets & liners



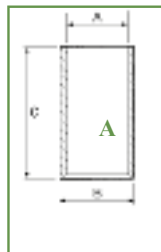
	1	2	3	4
Tracteurs Tractors	Jeu Kit set	Pistons & segments Piston & rings	Segments Ring set	Chemise Liner
8160, 8260	24/31-230	24/32-230 (87801074)	24/34-34 (87801095, 87802355)	24/36-32 (83998292)
8360, 8560	24/31-231	24/32-231 (87801050, 87802364)	24/34-58 (87802834, 87802358)	



- A : Hauteur de compression (mm) / *Compression height (mm)*
 B : Profondeur de la chambre de combustion (mm) / *Combustion bowl depth (mm)*
 D : Hauteur totale (mm) / *Overall length (mm)*
 E : Diamètre de l'axe de piston (mm) / *Gudgeon pin diameter (mm)*



Réf. Ref.	Type Type	Alésage Bore Ø	Segm. Rings	Al-fin Al-fin	A (mm)	B (mm)	D (mm)	E (mm)
24/32-230	D4	110.90	3	yes	72.30	23.98	111.25	38
24/32-231	D4	109.51	3	yes	72.12	23.10	87.80	40.80



Réf. Réf.	Type Type	A (mm)	B (mm)	C (mm)
24/36-32	A	111.76	114.40	205.60

- A : Alésage (mm) / *Nominal bore diameter (mm)*
 B : Diamètre extérieur (mm) / *Outside diameter (mm)*
 C : Hauteur totale (mm) / *Overall length (mm)*
 D : Diamètre colerette (mm) / *Flange diameter*
 E : Hauteur des ailettes ou colerette (mm) / *Fin height (mm)*

- CBEH : Chromé chanfreiné avec ressort hélicoïdal
Chrome plated bevelled edge with helical coil spring
 CK2 : Trapezoïdal bilatéral chromé épaulement intérieur
Chrome plated keystone ID step
 CR1 : Portée bombé chromé
Chrome plated barrel faced
 E1 : Rectangulaire épaulement extérieur en haut
Externally stepped top
 T3 : Portée conique chanfrein intérieur haut
Taper faced internally bevelled top


Réf. Réf.	Alésage Bore Ø									
24/34-34	111.76	CR1		2.38	T3		2.38	CBEH		4.76
24/34-58	111.761	CK2		3.0	E1		2.33	CBEH		4.70

Tracteurs Tractors	Cote standard Standard size	+ 0.25mm + 0.020"	+ 0.76mm + 0.030"	+ 1.27mm + 0.040"
Segments / Rings				
8160, 8260	24/34-34 (87801095, 87802355)	24/34-34B (87801096, 87802356)	24/34-34C (87801097)	24/34-34D (87801098, 87802357)
8360, 8560	24/34-58 (87802834, 87802358)	24/34-58B (87801087, 87802359)	24/34-58C (87801088)	24/34-58D (87801089, 87802360)



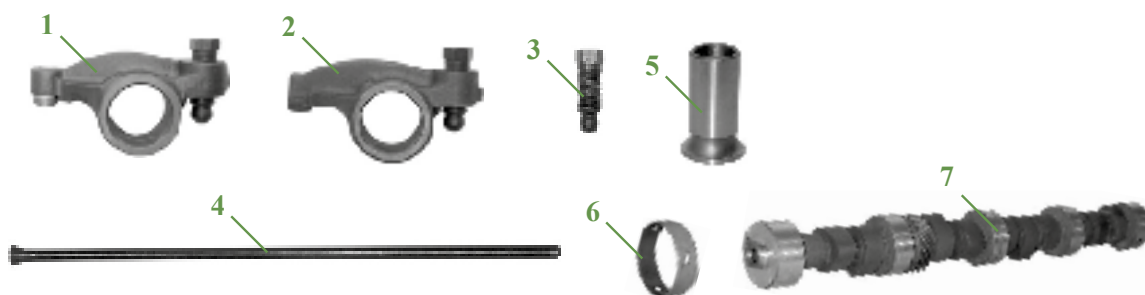
FORD (New Holland) PARTS

Soupapes et pièces connexes / Valves and related parts



	1	2	3	4	6
Tracteurs Tractors	Soupape adm. Inlet valve	Soupape ech. Exhaust valve	Ressort Spring	Clavette Cotter	Joint Seal
8160, 8260	24/42-40 (81865092)	24/43-40 (81865085)	24/45-24 (83999742)	24/46-3 (81876796)	24/47-24 (87840154)
8360, 8560	24/42-41 (82850530)	24/43-41 (82850523)			

Tracteurs Tractors		Cote standard Standard size	+ 0.381mm + 0.015"	+ 0.762mm + 0.030"
Soupape / Valves				
8160, 8260	Admiss. Inlet	24/42-40 (81865092)	24/42-40B (81865093)	24/42-40C (81865094)
	Echapp. Exhaust	24/43-40 (81865085)	24/43-40B (81865086)	24/43-40C (81865087)
8360, 8560	Admiss. Inlet	24/42-41 (82850530)	24/42-41B (82850528)	24/42-41C (82850529)
	Echapp. Exhaust	24/43-41 (82850523)	24/43-41B (82850521)	24/43-41C (82850522)

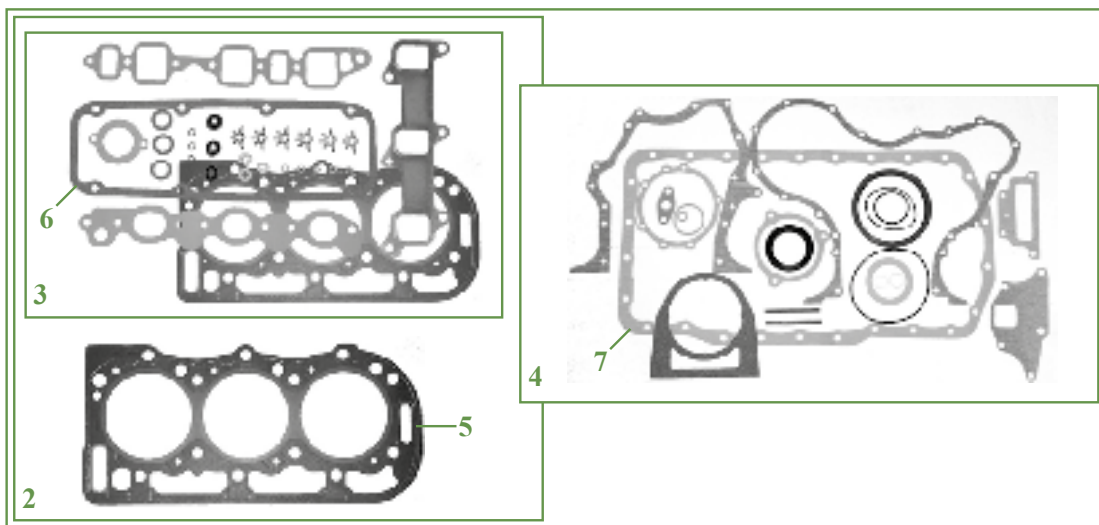


	1	2	3	4	5	6	7
Tracteurs Tractors	Culbuteur adm. Inlet rocker arm	Culbuteur ech. Exh. rocker arm	Vis Screw	Tige Push rod	Poussoir Tappet	Bague d'arbre à came Camshaft bush	Arbre à came Camshaft
8160, 8260 8360, 8560	24/50-1 (83956710, 87802659)	24/50-2 (81804316, 87802659)	24/52-1 (87801302)	24/53-5 (81877890)	24/54-1 (83946434, 83957729)	24/56-4 (87800499)	24/80-14 (82850518, 87802140)




FORD (New Holland) PARTS

Jointes de moteur / Engine gasket sets



Tracteurs Tractors	2	3	4	5	6	7
	Pochette rodage / Top gasket set		Pochette compl. Bottom gasket set	Joint de culasse Cyl. head gasket	Joint cache soupape Rocker cover gasket	Joint carter Sump gasket
	A	B				
8160, 8260	24/71-104	24/76-104 (1930959)	24/72-104 (1930960)	24/73-98 (83982127)	24/74-98 (83976376)	24/75-24 (87800945)
8360, 8560	24/71-105			24/73-99 (82850515)		

Filtres / Filters



Tracteurs Tractors	1 Air		2 Huile Oil	3 Combustible Fuel	4 Hydraulique Hydraulic	Divers Misc
	Ext. / Out.	Int. / Inn.				
8160, 8260	Sans préfiltre Without precleaner 60/161-114 (82008600, 82027152)	Sans préfiltre Without precleaner 60/162-114 (82008601)	60/97-15 (81879134, 86605897)	60/111-92 (87840590) 5 μ ----- Séparateur d'eau Water separator	Relev. hyd. Hyd. Lift 60/641-5 (82005016, 81865736)	Eau / Water 60/156-3 (83971970)
8360, 8560	Avec préfiltre With precleaner 60/161-249 (82034445, 82014793)	Avec préfiltre With precleaner 60/162-252 (82014794)		60/111-91 (87840591, 87801341, 87802332)	Relev. hyd. Hyd. Lift 60/240-72 (1930882)	Cabine / Cab 60/4200-13 (83994694, 82033107)
	Sans préfiltre Without precleaner 60/161-115 (82008606, 82001819)	Sans préfiltre Without precleaner 60/162-115 (82008607, 82001820)		Transmission 60/641-19 (81863799, 89821387)		
	Avec préfiltre With precleaner 60/161-249 (82034445, 82014793)					



"THE RELIABLE SERVICE"




FORD (New Holland) PARTS

Pompe à huile et pièces connexes / Oil pump and related parts



	1	2	3
Tracteurs Tractors	Pompe à huile Oil pump	Bouchon Oil filler cap	Jauge Dipstick
8160, 8260, 8360, 8560	24/90-45 (81868538)	24/85-16 (81867228, 87761857)	24/86-17 (87801532)

Injection / Injection



	1	2	3	4	6
Tracteurs Tractors	Bougie de préchauffage Heater plug	Pompe à mazout Fuel pump	Nez d'injecteur Injection nozzle	Injection washer	Injection seal
8160	24/60-11 (87800843, 83933675)	24/100-180 (82006984)	24/117-207 (9968198)	24/118-6 (81873921)	24/119-7 (81876874)
8260			24/117-208 (9968197)		
8360, 8560			24/117-207 (9968198)		




"THE RELIABLE SERVICE"

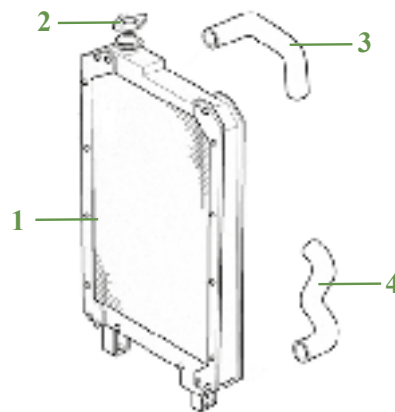


FORD (New Holland) PARTS

Refroidissement / Cooling



	1	2	3	4	6
Tracteurs Tractors	Pompe à eau <i>Water pump</i>	Jeu de réparation <i>Repair kit</i>	Courroie <i>Fan belt</i>	Thermostat <i>Thermostat</i>	Joint de thermostat <i>Thermostat gasket</i>
8160, 8260	24/130-239 (1A) (87841225, 87801636)	24/131-242 (87840823, 87801641)	24/144-383 (87840341) <i>Sans airco / Less A/C</i>	24/143-19 (87800842, 87802743)	24/147-9 (83912930)
8360, 8560	24/130-240 (1B) (87841226, 87801637)		24/144-384 (87840342, 87800858) <i>Avec airco / With A/C</i>		

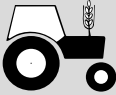


	1	2	3	6
Tracteurs Tractors	Radiateur <i>Radiator</i>	Bouchon de radiateur <i>Radiator cap</i>	Durite supérieure <i>Top hose</i>	Durite inférieure <i>Bottom hose</i>
8160, 8260	24/150-154 (82013306)	24/151-154 (82002652, 82033782)	24/153-154 (82000889)	24/154-154 (82009831)
8360, 8560	24/150-155 (82013307)			



NEW HOLLAND PARTS

Filtration - Filters - Filters - Filter - Filtros

	1		2	3	4	5
	Air / Air / Luftfilter Luchfilter / Aire		Huile Oil Öl Olie Aceite	Combustible Fuel Kraftstoff Brandstof Combustible	Hydraulique Hydraulic Hydraulik Hydrauliek Hidráulico	Filtre de cabine Cab filter Kabineluftfilter Kabineluchfilter Filtro aire de cabina
SERIE TS						
TS80, TS90, TS115 Non émissioné	60/161-250 (82027153 82011402)	60/162-114 (82008601)	60/97-15 (F2NN6714AB, 81879134, 81878046 86605897)	60/111-92 (87801285) (17) 60/111-257 (87801795) 60/111-25 (47135706 818633801 87840509 87800220 81866615 FONN9176BA) (18) Only TS115	60/641-5 (82005016 FONNB486BB 81865736) (2)(19) 60/641-6 (81863229 FONNB486AA) (3) Only TS90 60/641-8 (81869132 FONN3N976AA) (8) (19) Only TS90, TS115 60/641-7 (82003166) (2) 60/641-19 (89821387) (19) Only 115TS	82/4200-13 (83994694 FONN18N405AA) Only TS115 82/4200-6 82014790 82014739 83994739 81868102 82014824 82034660 FONN18N385AB) Only TS115 82/4200-262 (82018373 82014534 82034662) (16) Only TS115)
TS90, TS100, TS110, TS115 Emissioné				60/111-92 (87801285) (17) 60/111-259 (87802202 87801794)	60/641-5 (82005016 FONNB486BB 81865736) (2)(19) 60/641-8 (81869132 FONN3N976AA) (8) (19) 60/641-7 (82003166) (2) 60/641-6 (81863229 FONNB486AA) (3) Except TS115 60/641-19 (89821387) (19)	82/4200-13 (83994694 FONN18N405AA) 82/4200-6 82014790 82014739 83994739 81868102 82014824 82034660 FONN18N385AB) 82/4200-262 (82018373 82014534 82034662) (16)

Les références des pièces sont indicatives.
Nos pièces ne sont pas d'origine.

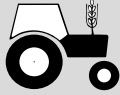
Part numbers are quoted for reference purposes only.
Our parts and accessories are not original.



"THE RELIABLE SERVICE"



NEW HOLLAND PARTS

	1		2	3	4	5
	Air / Air / Luftfilter Luchtfiter / Aire		Huile Oil Öl Olie Aceite	Combustible Fuel Kraftstoff Brandstof Combustible	Hydraulique Hydraulic Hydraulik Hydrauliek Hidráulico	Filtre de cabine Cab filter Kabineluftfilter Kabineluchtfiter Filtro aire de cabina
	Ext. Out. Aussen Buiten Exterior	Int. Inn. Innen Binnen Interior				
TS100A, TS110A	60/161-251 (82034604, 82028148) 60/161-252 (82034613, 82020976) (20)	60/162-250 (82034607)	60/97-95 (87803205)	60/111-103 (87803192, 504073234, 47135706) 60/111-260 (87803197) Only TS110A, TS125, TS135A 60/111-105 (87803180) (18) Only TS110A, TS125, TS135A	60/641-250 (47127431, 5198414) (19) 60/641-251 (81863799) (3) 60/240-121 (86018758) (1)	82/4200-263 (82034690, 82022329) 82/4200-264 (82034664, 82022328)
TS115A, TS125A, TS135A	60/161-253 (82034619, 82028150) (20) 60/161-254 (82034628, 82028977) (20)	60/162-163 (82034622)				
SERIE TL						
TL70, TL80, TL90, TL100	60/161-143 (1930587) Only TL70, TL80 60/161-162 (1930536) (21) Only TL70, TL80 60/161-92 (1930589) Only TL90, TL100 60/161-94 (1930605) (21) Only TL90, TL100	60/162-143 (1930588) Only TL70, TL80 60/162-162 (1930537) (21) Only TL70, TL80 60/162-92 (1930590) Only TL90, TL100 60/162-102 (1930825) (21) Only TL90, TL100	60/97-38 (1909102)	60/111-25 (1930010) 60/111-67 (1930581) (18) 60/111-16 (1930010)	60/240-12 (1930986) 60/240-114 (5178100, 47128161) (2) 60/574-18 (1909143, 4997992, 5159857) (8)	82/4200-13 (83994694, F0NN18N405AA) 82/4200-265 (47128151)
TL70A, TL80A, TL90A, TL100A	60/161-255 (47132343)	60/162-251 (47132346)	60/97-95 (87803205)	60/111-261 (87803187)	60/240-114 (5178100, 47128161) (2) 60/240-53 (5174044) (22)	82/4200-265 (47128151) 82/4200-266 (82033107)
SERIE TM						
TM115	60/161-114 (E9NN9B618BA, 81863008, 82003726, 82008600) 60/161-256 (82014793) (20)	60/162-114 (E9NN9R500AB, 81869555, 82003739, 82008601) 60/162-252 (82014794) (20)	60/97-15 (F2NN6714 AB, 81879134, 81878046, 86605897)	60/111-92 (87840590) (17) 60/111-91 (87801341) (23)	60/240-72 (1930882) Except TM135, TM150, TM155, TM165 60/641-5 (82005016, F0NNB486BB, 81865736) (2)(19) 60/641-19 (89821387) (19) 60/240-123 (47127431) Only TM175, TM190 (22) 60/641-252 (47132992) (22)(19) 60/641-253 (86018758) (22)	82/4200-265 (47128151) 82/4200-266 (82033107)

Les références des pièces sont indicatives.
Nos pièces ne sont pas d'origine.


Part numbers are quoted for reference purposes only.
Our parts and accessories are not original.



"THE RELIABLE SERVICE"



NEW HOLLAND PARTS

	1		2	3	4	5
	Air / Air / Luftfilter Luchfilter / Aire		Huile Oil Öl Olie Aceite	Combustible Fuel Kraftstoff Brandstof Combustibile	Hydraulique Hydraulic Hydrauliek Hydrauliek Hidráulico	Filtre de cabine Cab filter Kabineluchfilter Kabineluchfilter Filtro aire de cabina
	Ext. Out. Aussen Buiten Exterior	Int. Inn. Innen Binnen Interior				
TM120, TM125, TM130, TM135, TM140, TM150, TM165, TM175, TM190	60/161-115 (82008606) 60/161-249 (82014793) (20) 60/161-266 (82027573) Only TM175, TM195	60/162-115 (82008607) 60/162-253 (82027574) Only TM175, TM195	60/97-15 (F2NN6714AB) 81879134, 81878046, 86605897)	60/111-262 (87802728) (17) Only TM120, TM130, TM140, TM155, TM175, TM190 60/111-263 (87803441) 218236⇒ (17) Only TM120, TM130, TM140, TM155, TM175, TM190 60/111-264 (87803444) 218236⇒ (24) Only TM120, TM130, TM140, TM155, TM175, TM190 60/111-92 (87840590) (17) ⇒218235 60/111-91 (87801341) (23) Only TM125, TM135, TM150, TM165	60/240-72 (1930882) Except TM135, TM150, TM155, TM165 60/641-5 (82005016) F0NNB486BB 81865736) (2)(19) 60/641-19 (89821387) (19) 60/240-123 (47127431) Only TM175, TM190 (22) 60/641-252 (47132992) (22)(19) 60/641-253 (86018758) (22)	82/4200-13 (83994694) F0NN18N405AA) 82/4200-6 82014790 82014739 83994739 81868102 82014824 82034660 F0NN18N385AB) 82/4200-262 (82018373)
SERIE TG						
TG210, TG230	60/161-257 (87437795)	60/162-255 (47107868)	60/97-252 (47108985, 47335180)	60/111-259 (86991002) (25) 60/111-271 (86991003)	60/641-254 (87413810) (22) 60/240-250 (87413809) (26)	82/4200-267 (86994156) 82/4200-268 (87773876)
TG255, TG285				60/111-266 (86991015)		
SERIE TVT						
TVT135, TVT145, TVT155, TVT170, TVT190	60/161-258 (47107867)	60/162-255 (47107868)	60/97-252 (47108985, 47335180)	60/111-267 (47111571, 47335182) (15) 60/111-92 (47111566, 47335181, 87840590) (17)	60/240-251 (47108132) (fredo) 60/240-252 (47108133) (fredo) 60/97-252 (47108105, 47335180, 47108985) (27) 60/641-255 (47335183, 84074777) (28)	82/4200-269 (47108773) 82/4200-270 (47106868)

Les références des pièces sont indicatives.
Nos pièces ne sont pas d'origine.




"THE RELIABLE SERVICE"



Part numbers are quoted for reference purposes only.
Our parts and accessories are not original.

NEW HOLLAND PARTS

	1		2	3	4	5	
	Air / Air / Luftfilter Luchtfilter / Aire		Huile Oil Öl Olie Aceite	Combustible Fuel Kraftstoff Brandstof Combustible	Hydraulique Hydraulic Hydrauliek Hidráulico	Filtre de cabine Cab filter Kabineluftfilter Kabineluchtfiter Filtro aire de cabina	
	Ext. Out. Aussen Buiten Exterior	Int. Inn. Innen Binnen Interior					
SERIET DD							
TD55D, TD65D, TD75D, TD85D TD95 (11/02⇒)	60/161-143 (1930587) (29) 60/161-162 (1930536) 60/161-259 (4987747)	60/162-143 (1930588) 60/162-162 (1930537)	60/97-38 (1909102)	60/111-16 (87803192, 87803269, 504073234, 87803191, 72215332, 2852300, 72215347, 2852297, 87802187, 72215348, 1930010, 47135706)	60/240-116 (5149813)	82/4200-271 (5094483)	
TD60D, TD70D, TD80D, TD90D	60/161-162 (1930536)	60/162-162 (1930537)	60/97-24 (47135703, 99449094, 1931018)	60/111-67 (1930581)			
TD95D (1/04⇒)	60/161-94 (71467925, 71405431, 1930824, 1930605)	60/162-102 (71406283, 71467926, 1909117, 1930825)					
SERIE TN							
TN55, TN65, TN70, TN75 (9/99⇒)	60/161-143 (81930587, 8003050, 47135972, 47128154, 1930587)	60/162-143 (81930588, 8003049, 47135975, 47128153, 1930588)	60/97-24 (99449094, 47135703, 1931018)	60/111-16 (4070874, 4753103, 2133943, 2133558, 1909142, 47135706, 1930010)	60/240-114 (5194879, 47128161, 5178100) (31)	82/4200-272 (47137321, 44910397) 82/4200-273 (47137324) (32)	
TN55D, TN55S, TN65D, TN65S, TN75D, TN75S (11/98⇒) TN65F, TN75F (09/97⇒) TN65N (05/00⇒) TN70D, TN70S (06/00⇒) TN70F, TN80F (10/01⇒)					60/240-53 (47131194, 5174044) (22)		
TN55V (5/00⇒)					60/240-114 (5194879, 47128161, 5178100) (31)		60/240-253 (47131197, 5190020) (22)
TN60A, TN70A (12/03⇒) TN75A					60/240-114 (5194879, 47128161, 5178100) (31)		60/240-53 (47131194, 5174044) (22)
TN60DA, TN70DA, TN60SA, TN70SA, TN75DA TN75SA (12/03⇒) TN75FA, TN85FA (01/04⇒)					82/4200-274 (47135038) 82/4200-275 (47135041) (33) 82/4200-275 (47131888) VAR645 82/4200-277 (47135050) VAR645 (34) 82/4200-278 (47135056) VAR645 (34) 82/4200-279 (47135044) VAR645 (35) 82/4200-280 (47135047) VAR577 (36) 82/4200-281 (47135053) VAR577 (36)		

Les références des pièces sont indicatives.
Nos pièces ne sont pas d'origine.

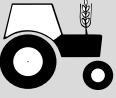
Part numbers are quoted for reference purposes only.
Our parts and accessories are not original.



"THE RELIABLE SERVICE"



NEW HOLLAND PARTS

	1		2	3	4	5
	Air / Air / Luftfilter Luchtfiter / Aire		Huile Oil Öl Olie Aceite	Combustible Fuel Kraftstoff Brandstof Combustible	Hydraulique Hydraulic Hydraulik Hydrauliek Hidráulico	Filtre de cabine Cab filter Kabinelufffilter Kabineluchtfiter Filtro aire de cabina
	Ext. Out. Aussen Buiten Exterior	Int. Inn. Innen Binnen Interior				
SERIE TN						
TN60VA, TN70VA, TN75VA (05/04⇒)	60/161-143 (81930587, 8003050, 47135972, 47128154, 1930587)	60/162-143 (81930588, 8003049, 47135975, 47128153, 1930588)	60/97-253 (500367765, 1931093)	60/111-16 (4070874, 4753103, 2133943, 2133558, 1909142, 47135706 1930010)	60/240-114 (5194879, 47128161, 5178100) Except TN70NA (31) 60/240-253 (47131197, 5190020) (22)	82/4200-274 (47135038) 82/4200-275 (47135041) (33) 82/4200-275 (47131888) VAR645 82/4200-277 (47135050) VAR645 (34) 82/4200-278 (47135056) VAR645 (34) 82/4200-279 (47135044) VAR645 (35) 82/4200-280 (47135047) VAR577 (36) 82/4200-281 (47135053) VAR577 (36)
TN65N, TN65V, TN75N, TN75V (05/00⇒)						82/4200-272 (47137321, 44910397) 82/4200-273 (47137324) (32)
TN70NA, TN75A (05/04⇒)						82/4200-274 (47135038) 82/4200-275 (47135041) (33) 82/4200-275 (47131888) VAR645 82/4200-277 (47135050) VAR645 (34) 82/4200-278 (47135056) VAR645 (34) 82/4200-279 (47135044) VAR645 (35) 82/4200-280 (47135047) VAR577 (36) 82/4200-281 (47135053) VAR577 (36)

Les références des pièces sont indicatives.
Nos pièces ne sont pas d'origine.

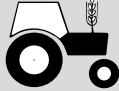
Part numbers are quoted for reference purposes only.
Our parts and accessories are not original.



"THE RELIABLE SERVICE"



NEW HOLLAND PARTS

	1		2	3	4	5
	Air / Air / Luftfilter Luchtfiter / Aire		Huile Oil Öl Olie Aceite	Combustible Fuel Kraftstoff Brandstof Combustible	Hydraulique Hydraulic Hydrauliek Hidráulico	Filtre de cabine Cab filter Kabineluftfilter Kabineluchtfiter Filtro aire de cabina
	Ext. Out. Aussen Buiten Exterior	Int. Inn. Innen Binnen Interior				
SERIE TN						
TN90F (09/97⇒)	60/161-261 (1931027)	60/162-102 (1909117)	60/97-24 (99449094, 47135703, 1931018)	60/111-16 (4070874, 4753103, 2133943, 2133558, 1909142, 47135706 1930010)	60/240-114 (5194879, 47128161, 5178100) (31) 60/240-53 (47131194, 5174044) (22)	82/4200-272 (47137321, 44910397) 82/4200-273 (47137324) (32)
TN95FA (01/04⇒)						82/4200-274 (47135038) 82/4200-275 (47135041) (33) 82/4200-275 (47131888) VAR645 82/4200-277 (47135050) VAR645 (34)
TN95NA, TN95VA (12/04⇒)					60/240-114 (5194879, 47128161, 5178100) (31) 60/240-253 (47131197, 5190020) (22)	82/4200-278 (47135056) VAR645 (34) 82/4200-279 (47135044) VAR645 (35) 82/4200-280 (47135047) VAR577 (36) 82/4200-281 (47135053) VAR577 (36)
SERIE TCE						
TCE40, TCE45, TCE50 (04/01⇒) TCE55 (06/01⇒)	60/161-262 (9976518)	60/162-256 (9976519)	60/97-254 (9975630, 9977990)	60/111-268 (9975564) Except TCE55 60/111-269 (9978051)	60/240-255 (9977503, 9976232) (22)	82/4200-282 (9977652) 82/4200-283 (9977794) Only TCE45, TCE50
SERIE LMA (TELESCOPIC)						
LM410, LM420, LM425, LM430 (10/02⇒)	60/161-263 (85807057, 85807051) ⇒041716886 60/161-264 (85814174, 85814078)	60/162-257 (85807058, 85807052) ⇒041716886 60/162-258 (85814175, 85814077)	60/97-38 (1909102)	60/111-16 (1930010) 60/111-269 (9978051) (37)	60/240-256 (85806284) (31) 60/240-257 (85806754) (38) 60/240-258 (85807055)	82/4200-284 (85807243)
LM415A, LM425A, LM435A, LM445A (11/03⇒)	60/161-264 (85814174, 85814078)	60/162-258 (85814175, 85814077)	60/96-250 (87803260, 87803204, 2992242)	60/111-103 (87803192)	60/625-250 (85807056) (9) 60/240-259 (85826513, 85824842) Only 415A, 425A	

Les références des pièces sont indicatives.
Nos pièces ne sont pas d'origine.



"THE RELIABLE SERVICE"



Part numbers are quoted for reference purposes only.
Our parts and accessories are not original.

NEW HOLLAND PARTS

1	Hydraulique / Hydraulic / Hydrauliek / Hydrauliek / Hidráulico
2	Transmission / Transmission / Antrieb / Transmissie / Transmisión
3	Auxiliaire / Auxiliary / Zusätzlich / Extra / Auxiliar
4	Primaire / Primary / Primär / Primair / Primario
5	Secondaire / Secondary / Sekundär / Secundair / Secundario
6	Load Sensing - hydraulique / Load Sensing - hydraulic / Load Sensing - Hydraulik / Load Sensing - Hydrauliek / Load Sensing - hidráulico
7	Load Sensing - aspiration / Load Sensing - aspiration / Load Sensing - Saugfilter / Load Sensing - zuigfilter / Load Sensing - aspiración
8	Direction assistée / Power steering / Lenkhilfe / Stuurbekrachtiging / Dirección asistida
9	Aspiration / Aspiration / Saugfilter / Zuigfilter / Aspiración
10	Crépine d'aspiration / Filter screen / Sieb / Tankfilter / Filtro grifo
11	Direction hydraulique / Hydraulic steering / Hydraulik Lenkhilfe / Stuurbekrachtiging / Dirección hidráulica
12	Retour / Return / Retoure / Retour / Retorno
13	Boîte de vitesse / Speed gear / Getriebe / Versnellingsbak / Caja de cambios
14	Réservoir / Tank / Kraftstofftank / Brandstoftank / Depósito
15	Circuit d'alimentation / Fuel circuit / Stromzufuhrkreis / Brandstofcircuit / circuito de alimentación
16	Toit / Roof / Dach / Dakluik / Techo
17	5 microns
18	A visser / Spin on / Aufschraubfilter / Geschroefd / Roscada
19	CCLS
20	Préfiltre / Prefilter / Vorfilter / Voorfilter / Prefiltro de aire
21	Filtre à air auto nettoyant - montage donaldson / Selfcleaning airfilter - Donaldson mounting / Selbstreinigender Luftfilter Montage / Zelfreinigende luchtfilter Montage / Airfilter autolimpiador - montaje de Donaldson
22	Relevage / Lift / Hebung / Hef / Levante
23	150 microns
24	30 microns
25	Avec décanteur / With strainer / Mit Saugfilter / Met zuigfilter / Con decantador
26	Pompe à piston débit standard / Piston pump standard flow / Kolbenpumpe Standard Durchfluss / Zuigpomp standaard debiet / Flujo estándar de la bomba de pistón
27	Transmission / Transmission / Antrieb / Transmissie / Transmisión
28	Pompe hydraulique standard haut débit / High flow standard hydraulic pump / Standard Hydraulik Pumpe hoher Durchfluss / Standaard hydraulische pomp met hoog debiet /
29	Filtre à air sec / Dry filter / Trockenfilter / Droge filter / Filtro seco
30	Filtre à air bain d'huile / Filter of oil bath / Ölbad Filter / Oliebad filter / Filtro de baño de aceite
31	Powershuttle
32	Filtre au charbon / Charcoal filter / Aktiv Kohlefilter / Koolstoffilter / Filtro carbón
33	Filtre anti-pollen / Anti-pollen Filter / Pollenfilter / Pollenfilter / Filtro antipolen
34	Filtre intérieur au charbon actif / Inner filter with active charcoal / Innenfilter mit Aktiv Kohlefilter / Binnenfilter met actieve koolstoffilter / Filtro interior con carbón activado
35	Filtre extérieur au charbon actif / Exterior filter with active charcoal / Aussenfilter mit Aktiv Kohlefilter / Buitenfilter met actieve koolstoffilter / Filtro exterior con carbón activado
36	Filtre anti-pollen intérieur / Anti-pollen inner filter / Innen Pollenfilter / Binnen pollenfilter / Filtro interior antipolen
37	En papier / Paper / Aus Papier / Papieren / Papel
38	Powershift

Les références des pièces sont indicatives.
 Nos pièces ne sont pas d'origine.


Part numbers are quoted for reference purposes only.
 Our parts and accessories are not original.





"THE RELIABLE SERVICE"




NEW HOLLAND PARTS

Réf.	Ø x H L x l x H	
60/96-250	93x175	M24x2
60/97-24	108x110	M20x1,5
60/97-38	110x145	M20x1,5
60/97-15	95x177	1" 12
60/97-95	94x172	
60/97-251	117x230	1 3/8"-12
60/97-252	N.C	
60/97-253	95 x125	M18x1.7
60/97-254	80x82	M20x1.5
60/111-16	80x155	M16x1.5
60/111-25	85x157	M16x1.5
60/111-67	95x115	
60/111-91	83x130	
60/111-92	83x175	
60/111-103	77x180	M16x1,5
60/111-105	94x182	M16x1,5
60/111-257	N.C	
60/111-259	N.C	
60/111-260	93 x190	
60/111-261	75 x 180	9/16"
60/111-262	80x185	
60/111-263	77x185	
60/111-264	77x145	
60/111-265	N.C	
60/111-266	92 x 245	M24 x 2
60/111-267	N.C	
60/111-268	49x87	
60/111-269	78x95	13/16"
60/111-271	77x115	M16x1,5
60/161-92	165x350	
60/161-94	88x213x339	
60/161-114	95x205x323	
60/161-115	123x245x385	

Réf.	Ø x H L x l x H	
60/161-143	142x330	
60/161-162	71x180x343	
60/161-249	215x396	
60/161-250	205x323	
60/161-251	205x402	
60/161-252	185x385	
60/161-253	208x410	
60/161-254	205x430	
60/161-255	93x162x353	
60/161-256	215x396	
60/161-257	N.C	
60/161-258	100x367	
60/161-259	N.C	
60/161-261	213x358	
60/161-262	68x105x300	
60/161-263	155x290	
60/161-264	163x347	
60/161-266	248x440	
60/162-92	94x344	
60/162-102	105x305	
60/162-114	110x288	
60/162-115	150x349	
60/162-143	84x319	
60/162-162	92x305	
60/162-163	108x401	
60/162-250	115x187x393	
60/162-251	77x94x344	
60/162-252	N.C	
60/162-253	128x415	
60/162-254	N.C	
60/162-255	10x367	
60/162-256	61x290	
60/162-257	85x290	

Réf.	Ø x H L x l x H	
60/162-258	92x335	
60/240-12	108x180	M40x2
60/240-53	140x165	M40x1,5
60/240-72	103x220	
60/240-114	50x102	
60/240-116	108x170	1 1/8" 16
60/240-121	120x295	1 3/8" 12
60/240-123	N.C	
60/240-250	N.C	
60/240-251	N.C	
60/240-252	N.C	
60/240-253	135x140	M20x1,5
60/240-255	250x95	1" 13
60/240-256	N.C	
60/240-257	N.C	
60/240-258	70x200	
60/574-18	45x95	
60/625-250	N.C	
60/641-5	139x243	1 3/4" 16
60/641-6	94x165	1 1/8" 16
60/641-7	98x150	1 3/8" 12
60/641-8	93x210	1 1/8" 16
60/641-19	100x235	1 3/8" 12
60/641-250	93x253	
60/641-251	97x240	1 3/8" 12
60/641-252	265x93	
60/641-253	120x295	1 3/8" 12
60/641-254	97x235	1 1/4"
60/641-255	100x235	1 3/8" 12
82/4200-6	517x103x37	
82/4200-13	500x85x4	
82/4200-262	208x120x50	
82/4200-263	380x130x52	

Réf.	Ø x H L x l x H	
82/4200-264	530x80x65	
82/4200-265	500x85x50	
82/4200-266	500x85x6	
82/4200-267	N.C	
82/4200-268	N.C	
82/4200-269	530x110x60	
82/4200-270	350x95x8	
82/4200-271	522x105x50	
82/4200-272	650x70x60	
82/4200-273	652x65x60	
82/4200-274	300x150x60	
82/4200-275	645x130x75	
82/4200-276	142x61x8	
82/4200-277	155x73x36	
82/4200-278	343x73x36	
82/4200-279	647x108x70	
82/4200-280	N.C	
82/4200-281	N.C	
82/4200-282	N.C	
82/4200-283	N.C	
82/4200-284	N.C	

Les références des pièces sont indicatives.
Nos pièces ne sont pas d'origine.

Part numbers are quoted for reference purposes only.
Our parts and accessories are not original.




"THE RELIABLE SERVICE"



FORD PARTS

Arbres & Bagues de prise de force - PTO shafts & Seals - Zapfwellen & Wellendichtringe -
PTO as & Aftakaskerring - Ejes y retenes de TDF

	Arbre PDF PTO shaft Zapfwelle As PTO Eje TDF	Parts N°	Bague PTO oil seal Wellendichtring Aftakaskerring Retén
8770, 8870, 8970	 1000 T/min / Rpm / U/Min / T/Min / Rpm 1 3/8" 6 cannelures / Splines / Nuten / Tandem / Estrías	24/303-53 (A)	⇨ 12/85 24/305-6 (D9NNN710BB, 83944032) Epaisseur 3/8" Thick 3/8" T. = 3/8" Dikte 3/8" Grosor 3/8"
	 1000 T/min / Rpm / U/Min / T/Min / Rpm 1 3/4" 6 cannelures / Splines / Nuten / Tandem / Estrías	24/303-52 (89840406) (A)	 1/86⇨ 24/305-9
	 1000 T/min / Rpm / U/Min / T/Min / Rpm 1 3/8" 21 cannelures / Splines / Nuten / Tandem / Estrías	24/303-108 (89843942) NEW	(D9NNN710BC, 83955173, 89823545) Epaisseur 9/16" Thick 9/16" T. = 9/16" Dikte 9/16" Grosor 9/16"

(A) Arbres modifiés avec 6 cannelures. Utilisable uniquement pour des équipements tournant à 1000T/min.
 (A) Shafts modified with 6 spline ends. They should only be used with equipment suitable for running at 1000 rpm.
 (A) Wellen modifiziert mit 6 Nuten. Sollten nur bei Geräten mit einer Zulassung für 1000T/Min eingesetzt werden.
 (A) Aftakasstomp aangepast met 6 splines. Dient te worden gebruikt enkel bij machines geschikt voor 1000 toer/min.
 (A) Ejes modificados con 6 estrías. Usar unicamente sobre equipos de TDF de 1000 rpm.

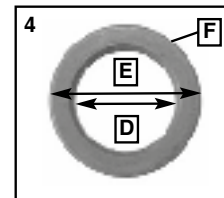
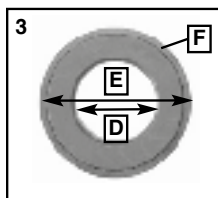
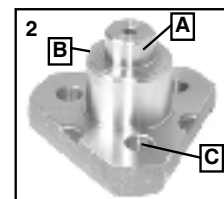

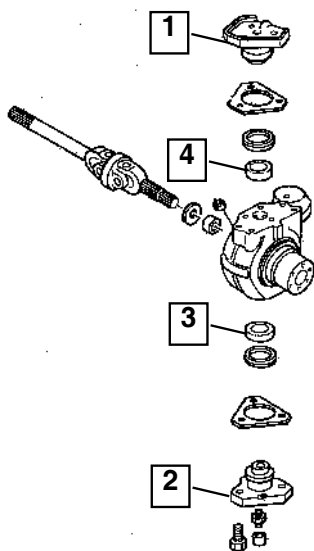
Les références des pièces sont indicatives.
Nos pièces ne sont pas d'origine.






Part numbers are quoted for reference purposes only.
Our parts and accessories are not original.



FORD PARTS

Pièces d'avant-train - Front axle parts - Vorderachsteile -
Voorasdelen - Piezas para el eje delantero



	1	2	3	4
 5640, 6640, 7740, 7840, 8240, 8340	24/6450-60 (81863173) A=Ø 35MM B=Ø 50MM C=Ø 14,60MM	24/6450-61 (83952503) A=Ø 30MM B=Ø 50MM C=Ø 14,60MM	24/6451-82 (83982416, 9968002, 83944349) D=Ø 27.50MM E=Ø 52MM F=15.80MM	24/6452-82 (83982431, 9967999) D=Ø 34.50MM E=Ø 52MM F=16.45MM
 345, 445, 545, 555, 575, 655, 675				
 5610, 5610, 6610, 6810, 7010, 7610, 7710, 7810, 7910, 8010			24/6451-82 (83982416, 9968002, 83944349)	
 345, 445, 545, 555, 575, 655, 675, LB75, TLB75, LB85, TLB85, LB90, LB95, TLB95, LB110				
 345, 445, 545, 555, 575, 655, 675, TLB75, TLB85, TLB95				24/6452-82 (83982431, 9967999)







Les références des pièces sont indicatives.
Nos pièces ne sont pas d'origine.

Part numbers are quoted for reference purposes only.
Our parts and accessories are not original.



FORD PARTS

Amortisseur de torsion - Torsion damper - Torsiondämpfer - Torsiedemper -
Amortiguador de torsión

	Parts N°	Dimensions	
5640, 6640, 7740, 7840, 8240, 8340, TS90, TS100, TS110, TS115	24/196-14 (82008857, 81871209, 81869056, F0NN7F294A, F0NN7F294AC)	10Z 1 3/8	
8160, 8260, 8360, 8560	24/196-15 (5165710, 5187845)	14Z 35 x 40	
8530, 8630, 8730, 8830 Powershift	24/196-24 (83985021)	2" x 31	
8670, 8770, 8870, 8970 (⇒2001) 8670A, 8770A, 8870A, 8970A (2001⇒)	24/196-16 (89825201)	1.7/8 x 36	
4635, 4835, 5635, 6635, 7635 Powershift	24/196-22 (5181872)	10Z 22 x 15	

Les références des pièces sont indicatives.
Nos pièces ne sont pas d'origine.

Part numbers are quoted for reference purposes only.
Our parts and accessories are not original.


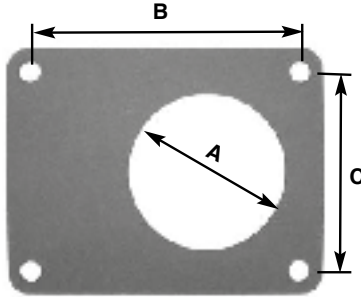


"THE RELIABLE SERVICE"



FORD PARTS

**Joint pour pompe hydraulique - Gasket for hydraulic pump - Dichtung für Hydraulikpumpe
- Afdichting voor hydraulische pomp - Junta de bomba hidráulica**

	Part N°	
<p>3435, 3830, 3935, 4010S, 4030, 4135, 4230, 4430, 4635, 4835, 5010S, 5635, 6635, 7635, 8160, 8260, 8360, 8430, 8630, 8830, TN55, TN60, TN65, TN70, TN75, TN80, TN85, TN90, TN95</p> <p>POUR POMPE GROUPE II FOR GROUP II PUMP FÜR PUMPE GRUPPE II VOOR POMP GROEP II PARA BOMBA GRUPO II</p>	<p>69/598-1 (5167989, 5152999)</p> <p>A = Ø 55mm B = 95mm C = 72mm</p>	

Les références des pièces sont indicatives.
Nos pièces ne sont pas d'origine.

Part numbers are quoted for reference purposes only.
Our parts and accessories are not original.

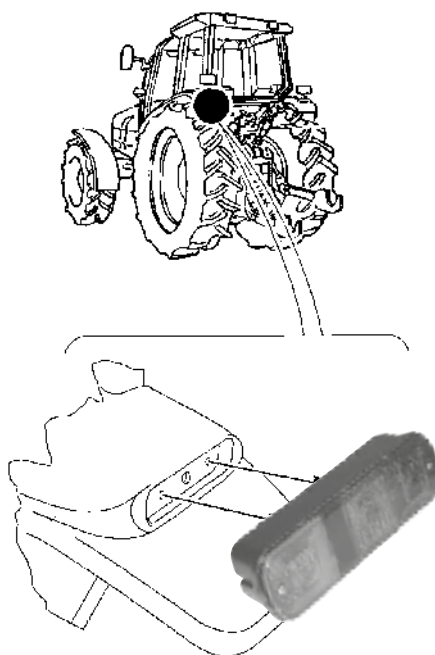



"THE RELIABLE SERVICE"



FORD PARTS

**Phare arrière (Gauche & Droit) - Rear side light & indicator (Left & Right) -
Rückleuchte (Links & Recht) - Breedtelicht achter (Links & Recht) -
Piloto trasero de posición e intermitente (Izquierdo & Derecho)**



		Description - Beschreibung - Omschrijving - Descripción
5640, 6640, 7740, 7840, 8160, 8240, 8260, 8340, 8360 TS90, TS100, TS110, TS115	24/1914-5 (82007635 82009063 82009060 82002254)	Avec ampoules / With bulbs / Mit Glühlampe / Met gloeilampen / Con bombillas 2 x 63/1955-382 (12V 21W) + 1 x 63/1955-245 (12V 10W)

Les références des pièces sont indicatives.
Nos pièces ne sont pas d'origine.

Part numbers are quoted for reference purposes only.
Our parts and accessories are not original.






"THE RELIABLE SERVICE"



FORD PARTS

Balais d'essuie-glace - Wiper blades - Scheibenwischerblätter - Ruitenwissermotoren en bladen - Escobillas del limpiaparabrisas



Tracteurs Tractors Schleppertyp Trekkerstype Tractores	Longueur Length Länge Lengte Longitud	Fig.	Ref. Ref. Bestell-Nr Bestel Nr Ref.
Cabine / Cab / Kabine / Cabina "Standard & Deluxe" 2000, 3000, 4000, 4100, 5000, 5100, 7000, 7100 (70⇒) 2600, 3600, 4100, 4600, 5600, 6600, 7600 (75⇒3/76)	350mm	1	70/1987-14 (81823412, D0NN17528B)
Cabine / Cab / Kabine / Cabina "Duncan" 2000, 2600, 3000, 3600, 4000, 4100, 4600, 5000, 5100, 5600, 6600, 7000, 7100, 7600	410mm		70/1987-9
Cabine / Cab / Kabine / Cabina "Q & Super Q" 2600, 3600, 4100, 4600, 5600, 6600, 6700, 7600, 7700 (4/76⇒) 2610, 3610, 4110, 4610 (⇒12/85) 5110, 5610, 5900, 6410, 6610, 6710, 6810, 7410, 7610, 7710, 7810, 7910, 8210, 8530, 8630, 8700, 8730, 8830, 9700, TW5, TW10, TW15, TW20, TW25, TW30, TW35	510mm	2	70/1987-50 (83905157, 81872107, D5NN17528A, E8DB17528AA) NEW
Cabine / Cab / Kabine / Cabina "LP & AP" 2310, 2610, 2810, 2910, 3610, 3910, 4110, 4610, 5110, 5610, 6410, 6610, 6710, 6810, 7410, 7610, 7710 (82⇒)			3
Cabine série / Serie cab / Kabine serie / Serie kabine "30" 3230, 3430, 3930, 4130, 4630, 4830, 5030		70/1987-20 (83961788, E7NN17528AA)	
Cabine / Cab / Kabine / Cabina "SL & SLE" 5640, 6640, 7740, 7840, 8240, 8340		70/1987-20 (82003345)	
Cabine série / Serie cab / Kabine serie / Serie kabine "60" 8160, 8260, 8360, 8560, TL70, TL80, TL90, TL100, TM115, TM135, TM150, TM165, TN55D/S, TN65D/F/S, TN75D/F/S, TN90F, TS90, TS100, TS110, TS115			


Les références des pièces sont indicatives.
Nos pièces ne sont pas d'origine.


Part numbers are quoted for reference purposes only.
Our parts and accessories are not original.



FORD PARTS

Cables d'accélérateurs - Throttle cables - Gaszug - Gaskabel - Cables de acelerador



	N° Parts	Oem	A	Remarque Observation Anmerkung Opmerking Observación
5640, 6640, 6640V, 7740, 7740V	24/108-10	81870801	2040mm	Câble à main - Hand cable - Handkabel - Handgas kabel - Cable de mano
	24/108-11	81870802	1790mm	Câble à main - Hand cable - Handkabel - Handgas kabel - Cable de mano
	24/108-12	81870808	740mm	Câble au pied - Foot cable - Fusskabel - Voetgas kabel - Cable del pedal acelerador
	24/108-27	81870806	840mm	Câble au pied - Foot cable - Fusskabel - Voetgas kabel - Cable del pedal acelerador
5640, 6640, 7740, 7840, 8240, 8340	24/108-28	81870807	990mm	Câble au pied - Foot cable - Fusskabel - Voetgas kabel - Cable del pedal acelerador
	24/108-29	81870803	1940mm	Câble à main - Hand cable - Handkabel - Handgas kabel - Cable de mano







Les références des pièces sont indicatives.
Nos pièces ne sont pas d'origine.

Part numbers are quoted for reference purposes only.
Our parts and accessories are not original.



STARTER MOTOR PARTS

Démarrreur - Starter motor - Anlasser - Startmotor - Motor de arranque

	Part N°	OEM				
<p>Case-IH MXU 100, 110, 115, 125, 135</p> <p>Ford TS 100A, 110A, 115A, 125A, 135A</p> <p>Steyr 4100 Profi, 4115 Profi, 6115 Profi, 6125 Profi, 6135 Profi</p>	<p>62/930-191 Iskra</p>	<p>82032859 4897223</p>	<p>12 V / 3 kW</p>	<p>3x128</p>	<p>10Z</p>	<p>245mm</p>
<p>Avec réducteur With reducer Mit Reduzierer Met reductie Con reductor</p>						

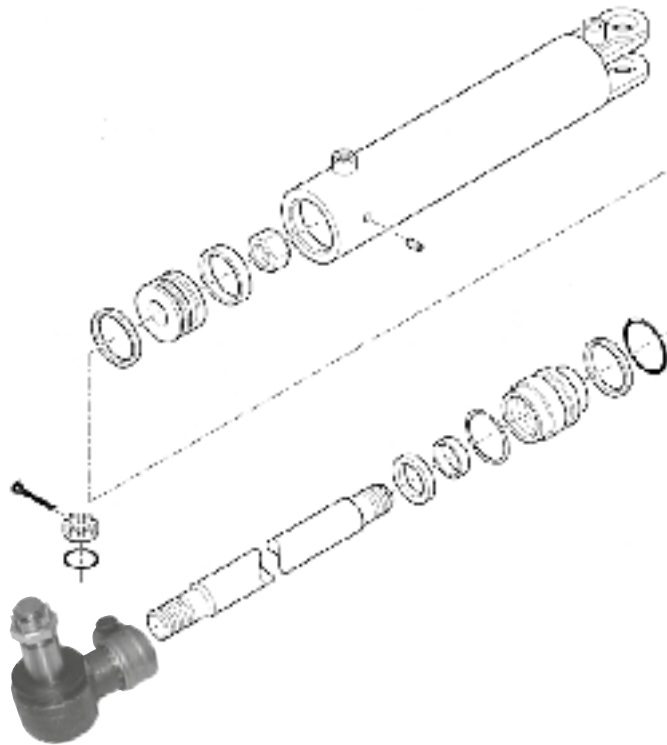
Les références des pièces sont indicatives.
Nos pièces ne sont pas d'origine.


Part numbers are quoted for reference purposes only.
Our parts and accessories are not original.



FORD PARTS

Rotule - Tie rod - Kugelgelenk - Kogeleind - Rótula



	Part N°	OEM	Filet Thread Gewinde Schroefdraad Rosca	Longueur Lenght Länge Lengte Longitud	Conicité Cone Konus Conisch Cono
8670, 8770, 8870, 8970	24/581-43	86018347	F 1"-16F D	80mm	28.5 - 32

Les références des pièces sont indicatives.
Nos pièces ne sont pas d'origine.

Part numbers are quoted for reference purposes only.
Our parts and accessories are not original.








"THE RELIABLE SERVICE"



NEW HOLLAND PARTS

Démarreur - Starter motor - Anlasser - Startmotor - Motor de arranque



	Part N°	OEM				
TVT1135, TVT1145, TVT1155, TVT1170, TVT1190	62/930-188	47111575	11Z	10 mm (A) x 125 mm (B)	220 mm	3.0 KW 12V

Les références des pièces sont indicatives.
Nos pièces ne sont pas d'origine.

*Part numbers are quoted for reference purposes only.
Our parts and accessories are not original.*

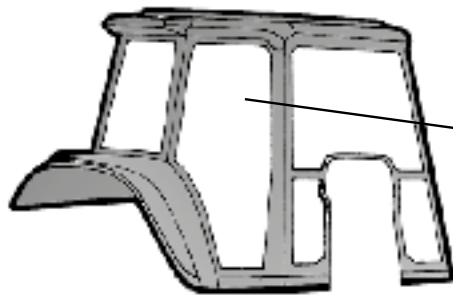


"THE RELIABLE SERVICE"




FORD PARTS

Vitre de cabine - Cab glass - Kabinenscheiben - Kabineruiten - Cristal de Cabina



7 Trous - Teintée
7 Holes - Tinted
7 Bohrungen - Getönt
7 Gatn - Getint
7 Agujeros - Tintado

	Fig.	Parts N°	Oem	
Serie TL, TM, TS, 60	1	24/4038-40	82019225	RH
		24/4039-40	82019226	LH

Les références des pièces sont indicatives.
Nos pièces ne sont pas d'origine.

Part numbers are quoted for reference purposes only.
Our parts and accessories are not original.




"THE RELIABLE SERVICE"



FORD PARTS

**Contacteur PDF - PTO switch - Scalter gelenkwellen -
Druknopscakelaar - Interruptor de TDF**



	Part N°	OEM
TS100A, TS110A, TS115A, TS125A, TS135A	24/1884-88	82028271

Les références des pièces sont indicatives.
Nos pièces ne sont pas d'origine.

*Part numbers are quoted for reference purposes only.
Our parts and accessories are not original.*



FORD PARTS

**Couple conique (Pont avant) - Crown wheel & pinion (Front axel) -
Teller & kegelrad (Vorderachtsteile) - Kroonwielset (Voorasonderdelen) -
Grupo cónico (Piezas del eje delantero)**

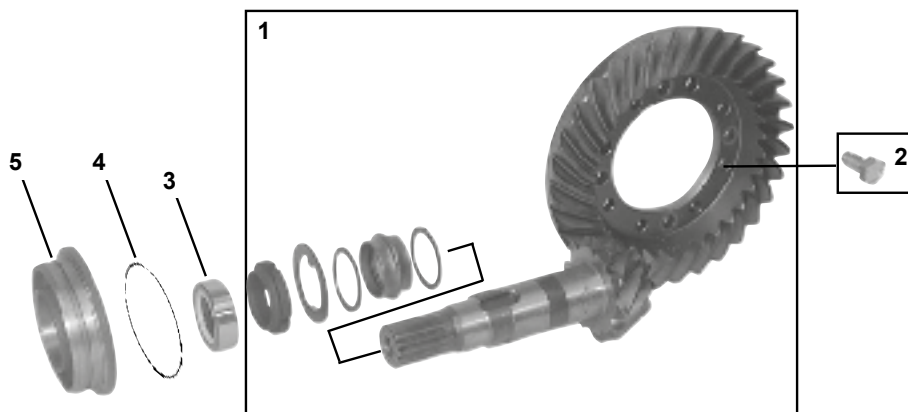










	Fig.	Part N°	OEM	
 5640, 6640, 7740, 7840 (01/11/1991⇒31/10/1994)	1	24/341-27	81863254	10Z 32T
 3010, 3435, 3830, 3935, 4010, 4030, 4135, 4230, 4430, 4635, 4835, 5010, 5635, 5640, 6635, 6640, 7635, 7740, 7840, 8160, 8240, 8260, 8340, serie TL, serie TM, serie TN, serie TS	2	24/342-3	14274434	M12x25
 2810, 2910, 3910, 4110, 4610, 5110, 5610, 5640, 6410, 6610, 6640, 6810, 7010, 7610, 7710, 7740, 7810, 7840, 7910, 8010, 8240, 8340  345C, 345D, 445C, 445D, 545C, 545D, 555B, 555C, 555D, 555E, 575D, 575E, 655, 655A, 655C, 655D, 655E, 675D, 675E, LB75, LB75CP, LB85, LB90, LB90.B, LB95, LB95.B, LB110, LB115, LB115CP, NH75TLB, NH85TLB, NH95TLB	3	24/358-9	85824346 9968020	35X52X16
 3230, 3430, 3910, 3930, 4130, 4630, 4830, 5030, 5640, 6640, 7740, 7840, 8240, 8340  555E, 575E, 655E, 675E, LB110, LB75, LB75.B, LB75CP, LB85, LB90, LB90.B, LB95, LB95.B, NH75TLB, NH85TLB, NH95TLB	4	24/357-11	9968052 87759558 83994923	
 5640, 6640, 7740, 7840, 8240, 8340  555E, 575E, 655E, 675E, LB75, LB75. B TLB, LB75CP, NH75TLB, NH85TLB, NH95TLB, LB85, LB90, LB90.B, LB95, LB95.B, LB110	5	24/338-1	9968051	

Les références des pièces sont indicatives.
Nos pièces ne sont pas d'origine.

Part numbers are quoted for reference purposes only.
Our parts and accessories are not original.



"THE RELIABLE SERVICE"



FORD PARTS

Pont avant - Front axel - Vorderachsteile - Voorasonderdelen - Piezas del eje delantero

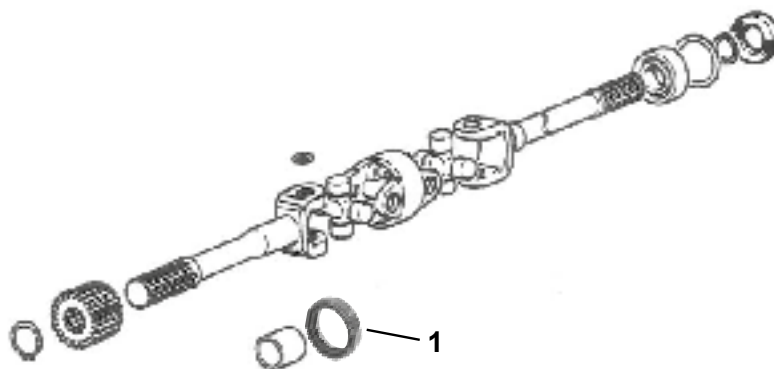


	Fig.	Part N°	OEM	
2610, 3610, 4110, 4610, 5110, 5610, 5640, 6410, 6610, 6640, 6810, 7010, 7610, 7710, 7740, 7810, 7840, 7910, 8010, 8210, 8240, 8340	1	24/6407-49	85807964	40x55x10
550, 555, 555A, 555B, 655, 655A, LB115, LB115CP				

Arbre de transmission - Transmission shaft - Antriebswelle - Transmissie as - Eje de transmisión -

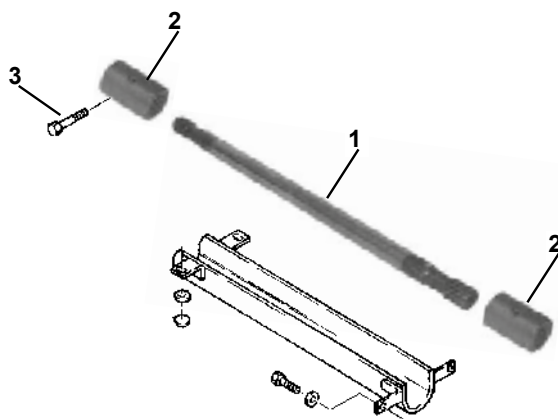


	Fig.	Part N°	OEM	
5640, 6640, 7740	1	24/6491-19	81862908	15Z lg.663mm Ø 30mm
5640, 6640, 7740, 7840, 8240, 8340 TS90, TS100, TS110, TS115	2	24/6492-19	82006339 82005107 81873108	15Z Ext. Ø50mm Int. Ø28mm
	3	24/6494-19	89843796	M6x45

Les références des pièces sont indicatives.
Nos pièces ne sont pas d'origine.

*Part numbers are quoted for reference purposes only.
Our parts and accessories are not original.*



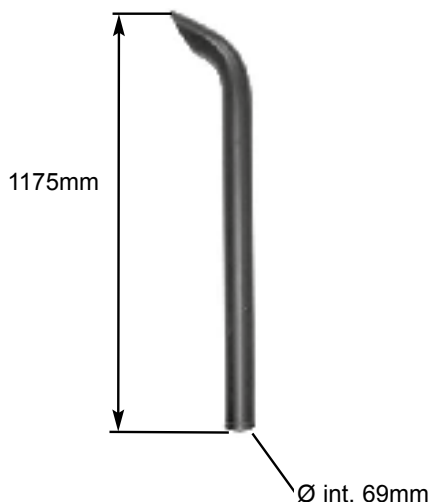
TRACPIECES


**PRODUCT
NEWS-SHEET**

**PAGE : N°7299
DATE : 11/04**

FORD PARTS

**Tuyau d'échappement - Exhaust pipe - Schalldämpfer -
Uitlaatdemper - Tubo de escape**



	Part N°	OEM	Description - Description - Beischreibung - Omschrijving - Descripción
5610S, 5640, 6640, 6810S, 7740, 7840, 8240, 8340 TS80, 90, 100, 110, 115	24/166-20	82004294 89806176	Email noir - Black enamel - Schwarze Emaille - Zwart email - Esmaltado negro

Les références des pièces sont indicatives.
Nos pièces ne sont pas d'origine.

Part numbers are quoted for reference purposes only.
Our parts and accessories are not original.




"THE RELIABLE SERVICE"



FORD PARTS

Garde-boue - Fenders - Schutzblech - Spatbord - Guardobarros



	Fig.	Part N°	OEM	Pos.
Major, Super Major	1	24/844-19	E1ADDN16313E	LH
	2	24/844-20	E1ADDN16312B	RH

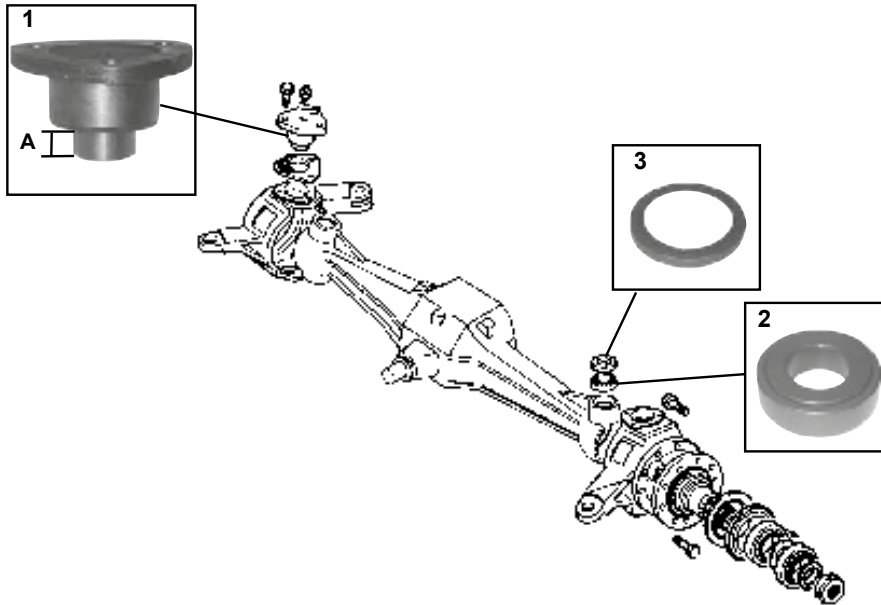
Les références des pièces sont indicatives.
Nos pièces ne sont pas d'origine.


*Part numbers are quoted for reference purposes only.
Our parts and accessories are not original.*



FORD PARTS

Pièces d'avant-train - Front axle parts - Vorderachsteile - Voorasdelen - piezas para el eje delantero



	1	2	3
8160, 8260, 8360, 8560 TL70, 80, 90, 100 TM115, 125, 135 TS80, 90, 100, 110, 115	24/6450-48 (5137239) A = 36.2mm	24/6451-48 (5119699) 64x30x21	24/6452-48 (5121471) 70x56x8

Les références des pièces sont indicatives.
Nos pièces ne sont pas d'origine.

Part numbers are quoted for reference purposes only.
Our parts and accessories are not original.


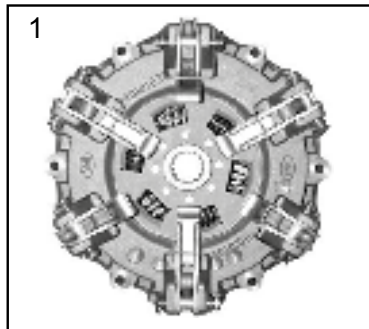



"THE RELIABLE SERVICE"



FORD PARTS

EMBAYAGE - CLUTCH - KUPPLUNG - DRUKGROEP - EMBRAGUE



		Part N°	OEM	
TCE 40, 45, 50	1	24/200-274	9976054	6 doigts Ø230 6 fingers Ø230 6 Hebel Ø230 6 drukvingers Ø230 6 palancas Ø230
	2	24/212-274	9976053	Disque friction, prise de force, côté moteur, libre PTO disc, engine side, loose Zapfwelle, motorseitig, lose Losse aftakasplaat aan motorzijde Disco PTO, suelto en el lado del motor


Les références des pièces sont indicatives.
Nos pièces ne sont pas d'origine.


Part numbers are quoted for reference purposes only.
Our parts and accessories are not original.



FORD PARTS

Feux de position - Front side lights - Begrenzungsleuchten - Knipperlichten vooraan - Luces delanteras de posición



		Part N°	
Dexta, Super Dexta	1	24/1918-114	Droit (Garde-boue ronds) RH (Round fenders) Rechts (Runde kotflügel) Rechts (Ronde spatborden) Derecho (Guardabarros redondeados)
	2	24/1918-115	Gauche (Garde-boue ronds) LH (Round fenders) Links (Runde kotflügel) Links (Ronde spatborden) Izquierdo (Guardabarros redondeados)

Les références des pièces sont indicatives.
Nos pièces ne sont pas d'origine.


Part numbers are quoted for reference purposes only.
Our parts and accessories are not original.



FORD PARTS

Unité de direction - Steering unit - Stuur-unit - Orbitrol - Unidad de dirección



	Part N°	OEM	Description - Description - Omschrijving - Beschreibung - Descripción
5640, 6640, 7740, 7840, 8240, 8340 (11/01/1991 ⇨) TS80, TS90, TS100, TS110, TS115 4 WD	24/560-34	81863664 FONN3A244AA	OSPC 150 OR

Les références des pièces sont indicatives.
Nos pièces ne sont pas d'origine.

Part numbers are quoted for reference purposes only.
Our parts and accessories are not original.






"THE RELIABLE SERVICE"



FORD PARTS

Echappements - Silencers - Uitlaatdempers - Schalldämpfer - Silenciosos



	Fig.	Ref.	OEM
5610S, 5640, 6640, 6810S TS80, TS90, TS90E	1	24/165-161	82011360
5640, 6640 (⇒ 31-12-96) 7740 (⇒ 31-03-96)	2	24/165-152	82009292, 89843678, 81871353, 81874712, 83990910, E9NN5230CD17M
7740 TURBO	3	24/165-158	82009293, 81866199, 83990911, 89806174, 81865368
7740, TS100, TS110 TURBO TS90 	4	24/165-159	82010856
7840, 8240, 8340 TURBO	5	24/165-160	82009296, 82001308, 82003737
7840 (Powerstar 6.6) 8240, 8340 (Powerstar 7.5)	6	24/165-153	82009294, 81871354, 83990913, E9NN5230ED17M


Les références des pièces sont indicatives.
Nos pièces ne sont pas d'origine.

Part numbers are quoted for reference purposes only.
Our parts and accessories are not original.



FORD PARTS


Garde-boue - Mudguard - Spatbord - Schutzblech - Guardabarros




1



2



3

	Fig.	Ref.	OEM	Pos.	Désignation - Description - Omschrijving - Beschreibung - Descripción
Dexta, Super Dexta	1	24/844-18	957E16312A	RH	Avec armature - With bracket - Met wapening - Mit Verstärkung - Con refuerzo
		24/844-21	957E16313C	LH	
2000, 2600, 2610, 3000, 3610, 4000, 4500	2	24/844-24	89932110 E1NN16315DA	LH RH	
	3	24/844-25	81816643 C5NN16312AK C5NN16312AU	LH RH	

Les références des pièces sont indicatives.
Nos pièces ne sont pas d'origine.

Part numbers are quoted for reference purposes only.
Our parts and accessories are not original.



"THE RELIABLE SERVICE"



FORD PARTS

Filtres à air - Air filters - Luchtfilter - Luftfilter - Filtros de aire



1




2



3



4

	Fig.	Part N°	OEM	Désignation - Description - Omschrijving - Beschreibung - Descripción
7840, 8240, 8340	1	60/161-114	81863008 82003726 82008600	Extérieur - Outer element - Buiten - Aussen - Exterior
	2	60/162-114	81869555 82003739 82008601	Intérieur - Inner element - Binnen - Innen - Interno
7840, 8240, 8340 TURBO	3	60/161-123	82003741	Extérieur - Outer element - Buiten - Aussen - Exterior
	4	60/162-123	82004413	Intérieur - Inner element - Binnen - Innen - Interno

Les références des pièces sont indicatives.
Nos pièces ne sont pas d'origine.

Part numbers are quoted for reference purposes only.
Our parts and accessories are not original.




"THE RELIABLE SERVICE"



FORD PARTS

Filtres à air - Air filters - Luchtfilter - Luftfilter - Filtros de aire



	1		2	
	Part N°	OEM	Part N°	OEM
6635, 7635	60/161-169	1930605	60/162-102	1930825 71467926 71406283

Les références des pièces sont indicatives.
Nos pièces ne sont pas d'origine.

Part numbers are quoted for reference purposes only.
Our parts and accessories are not original.





"THE RELIABLE SERVICE"



FORD PARTS

Pièces d'avant-train - Front axle parts - Voorasdelen -
Vorderachsteile - Piezas para el eje delantero



	Fig.	Part N°	OEM
8670, 8770, 8870, 8970	1	24/6450-36	86505030
	2	24/6451-28	86505016 86505020 86516897
	3	24/6451-29	86508081 86508082 86836688


Les références des pièces sont indicatives.
Nos pièces ne sont pas d'origine.


Part numbers are quoted for reference purposes only.
Our parts and accessories are not original.



ZF PARTS

Pont avant "ZF" - "ZF" front axle - Vooras ZF - Vorderachse ZF - Eje ZF



	ZF	Kits 1 + 2 + 3
Case IH Ford New Holland John Deere	APL 325	72/6428-1 KT
	APL 330	72/6428-2 KT
	APL 335	72/6428-3 KT
	APL 345	72/6428-4 KT
	APL 350	72/6428-5 KT
	APL 1251	72/6428-6 KT
	APL 1351	72/6428-7 KT
	APL 1551	72/6428-8 KT
	APL 1552	72/6428-9 KT
	APL 3054	72/6428-10 KT

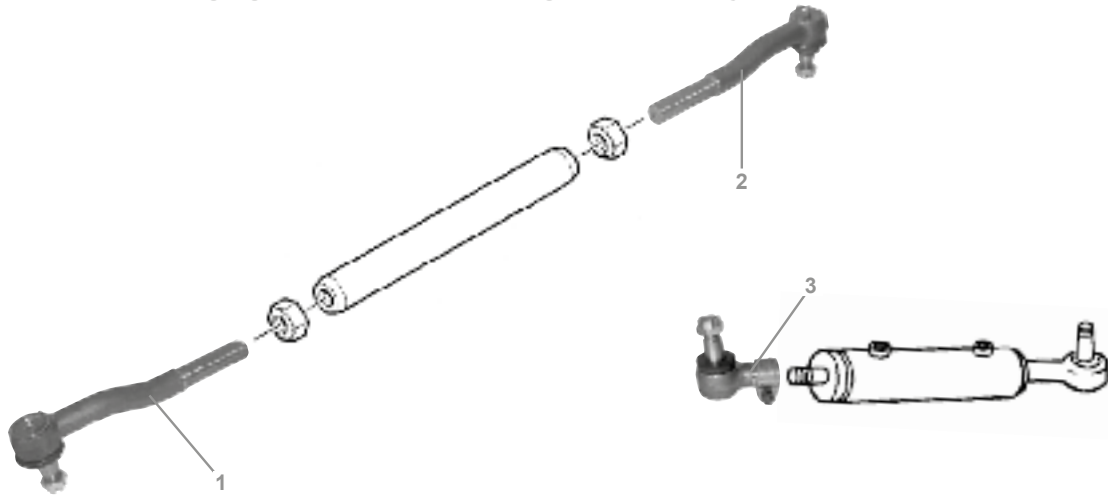
Les références des pièces sont indicatives.
Nos pièces ne sont pas d'origine.





Part numbers are quoted for reference purposes only.
Our parts and accessories are not original.



FORD PARTS

Rotules & tirants de direction - Steering links & sockets - Stuurkogels en stangen - Kugelgelenke und Spurstangen - Rótulas y acoples de dirección



			OEM			
8670, 8770, 8870, 8970, G170, G190, G210, G240	1	24/495-221	86507390	M 1 1/4" RH	325 mm	24.5 x 28
	2	24/495-222	86507389	M 1 1/4" LH	325 mm	24.5 x 28
	3	24/496-163	81874903	F 1" RH	80 mm	24.5 x 28

Les références des pièces sont indicatives.
Nos pièces ne sont pas d'origine.

Part numbers are quoted for reference purposes only.
Our parts and accessories are not original.



"THE RELIABLE SERVICE"



INDEX

Air cleaner	45	Abrazaderas	23
Air cleaner hoses	45	Abrazadera de manguitos	31
Air precleaner	44	Acoplamiento hidráulico	120
Alternators	130-131	Aforadores	27
Auxiliary hydraulic lift kits	129	Alimentación de combustible	27
		Alternadores	130-131
Balancer drive gears	21	Alzamiento hidráulico	117-119
Bolts & nuts (Front wheel)	89	Amortiguadores	142
Bolts & nuts (Rear wheel)	88	Arbol de levas	17
Brake cables	87	Asientos y revestimiento de asientos	141
By-pass hoses	31		
		Balancines	17
Cab door locks & handles	134	Barras del tercer punto	121
Cab filters	43	Bielas y piezas relacionadas	7-8
Cab glass	143-155	Brazos de alzamiento	122-123
Camshafts	17	Bombas de aceite	20
Clutch assemblies	56-64	Bombas de agua y juego de reparación	28-29
Clutch bearings	56-64	Bombines de alimentación	26
Clutch plates	56-64	Bombas de dirección asistida	113
Clutch slave cylinder	64	Bombas hidráulicas	114-115
Connecting rods and related parts	7-8		
Core plugs	6	Cables de cuentahoras y reenvíos	55
Crankshafts and related parts	5-6	Cables de freno	87
Cylinder head parts	15-16	Calandras	138
		Calentadores	26
Decal sets	139	Cambio de velocidades	74
Differential	82-83	Camisas	9-14
Disc brakes	85-87	Cigüeñales y piezas relacionadas	5-6
Drum brakes	84	Cilindro receptor de embrague	64
Dynamos	130-131	Codos de escape	23
		Colectores de escape	22
Electrical switches	52-53	Correas del ventilador	30
Engine gasket sets	18-19	Cristales de cabina	143-155
Exhaust clamps	23		
Exhaust elbows	23	Depósitos y aforadores	27
Exhaust manifolds	22	Diferencial	82-83
Exhaust silencers	24	Dinamos	130-131
		Dirección	95
Fan belts	30	Dirección	109-112
Fan blades	31	Distribuidores hidráulicos adaptables	120
Filters	36-43		
Flexible drives	55	Eje delantero y crucetas	103
Front axle parts (2WD)	90-94	Eje delantero (simple tracción)	90-94
Front axle parts (4WD)	104-108	Eje delantero (doble tracción)	103-108
Front axle pins	95	Eje del control de alzamiento	125
Front lamps	46-47	Ejes y platos de arrastre de la TDF	73
Front side lights and indicators	48	Embrague	56-64
Fuel parts	27	Enchufes para remolque	50
Fuel pumps	26	Escobillas del limpiaparabrisas	135
Fuel tanks	27	Estabilizadores	127-128
Gas struts	142	Faro delantero	46-47
Gear shift mechanism	74	Faros de trabajo	48
Grilles	138	Filtros	36-43
		Filtros de aire	45
Heater plugs	26	Filtros aire de cabina	43
Hose clips	31	Freno de disco en seco	85-87
Hydraulic couplings	120	Frenos de tambor	84
Hydraulic lift	117-118		
Hydraulic lift cylinder valves	116	Horquillas y cajas niveladoras	124-127
Hydraulic pumps	114-115		
Hydraulic seal kits	119		
Hydraulic spool valves	120		

Part numbers are quoted for reference purposes only.
Our parts and accessories are not original.

Las referencias originales tienen un propósito identificativo.
Nuestras piezas no son originales.



INDEX

Index	1-2	<i>Instrumentos (diversos)</i>	54
Injector nozzles	25	<i>Interruptores</i>	52-53
Instruments	54	<i>Juegos de cilindros hidráulicos de ayuda</i>	129
Interior trims	140	<i>Juegos de pegatinas</i>	139
Levelling box assemblies and parts	124-127	<i>Juntas de motor</i>	18-19
Lighting	46-49	<i>Llantas, tornillos y tuercas (rueda delantera)</i>	89
Liners	9-14	<i>Llantas</i>	89
Linkage accessories	123	<i>Luces</i>	46-49
Lower link sensing shafts	125	<i>Luces delanteras e intermitentes</i>	48
Lower links	122	<i>Luces traseras e intermitentes</i>	49
Lubrication	21	<i>Manguitos radiador y derivación</i>	31
Mirrors	136-137	<i>Manguitos de radiador</i>	32-33
Oil pumps	20	<i>Manguitos del filtro de aire</i>	45
Paint	138	<i>Manguitos de llenado del radiador</i>	31
Pistons	9-14	<i>Manocontactos e interruptores</i>	51
Pistons, ring sets & liners	9-14	<i>Motores de arranque</i>	132-133
Power steering pumps	113	<i>Piezas del palier trasero</i>	81
Pressure switches	51	<i>Pintura</i>	138
PTO clutch	78-79	<i>Pistones</i>	9-14
PTO drive plates & shafts	73	<i>Pistones, juegos de segmentos & camisas</i>	9-14
PTO gears	75	<i>Pomos y cerraduras de la puertas de cabina</i>	134
PTO shafts & seals	76-77	<i>Prensas y discos de embrague</i>	56-64
Radiator caps and taps	35	<i>Prefiltros de aire</i>	44
Radiator filler hoses	31	<i>Radiadores</i>	35
Radiator hoses	32-33	<i>Retrovisores</i>	136-137
Radiators	35	<i>Revestimiento interior de cabina</i>	140
Rear axle	81	<i>Rótulas & barras de dirección</i>	96-102
Rear side lights and indicators	49	<i>Segmentos</i>	9-14
Ring sets	9-14	<i>Silenciosos</i>	24
Rocker arms	17	<i>Sistema hidráulico</i>	116
Seats and seat covers	141	<i>Tabla de aplicaciones de tractores y motores</i>	3
Sender units	27	<i>Tabla de aplicación para versiones de tractor</i>	4
Stabiliser assemblies	127-128	<i>Tapa de escape</i>	23
Starters	132-133	<i>Tapones de aceite</i>	21
Steering arms	95	<i>Tapón</i>	6
Steering	109-112	<i>Tapones y grifos del radiador</i>	35
Tachometer drives	55	<i>TDF</i>	75-80
Thermostats	34	<i>Termostatos</i>	34
Tie rods & sockets	96-102	<i>Toberas de inyector</i>	25
Top links	121	<i>Tornillos y tuercas de rueda trasera</i>	88
Tractors and engine application charts	3	<i>Transmisión</i>	65-74
Tractor derivatives chart	4	<i>Válvulas & guías</i>	15-16
Trailer plugs & sockets	50	<i>Válvulas hidráulicas</i>	116
Transmission bearings	67-69	<i>Ventiladores</i>	31
Transmission clutch discs	80		
Transmission gears	70-72		
Transmission oil seals	65		
Universal joints	103		
Water pumps & repair kits	28-29		
Weather caps	23		
Wheels	89		
Wiper blades	135		
Working lamps	48		

Part numbers are quoted for reference purposes only.
Our parts and accessories are not original.

Las referencias originales tienen un propósito identificativo.
Nuestras piezas no son originales.



Important Notice - *Comentario Importante*

The purchase of Ford by Fiat under the New Holland banner resulted in the production of common models. Rather than duplicate the models in both the Fiat (New Holland) and Ford (New Holland) catalogues, we have chosen to place the models in just one of the two catalogues. See the table above for the related models and which catalogue to use.

New Holland		Cat.
Ford	Fiat	
4635	L60	See catalogue <i>Ver el catálogo</i> Fiat (New Holland)
4835	L65	
5635	L75	
6635	L85	
7635	L95	
8160	M100	See catalogue <i>Ver el catálogo</i> Ford (New Holland)
8260	M115	
8360	M135	
8560	M160	
8670	G170	See catalogue <i>Ver el catálogo</i> Ford (New Holland)
8770	G190	
8870	G210	
8970	G240	
TN65F	TN65F	See catalogue <i>Ver el catálogo</i> Fiat (New Holland)
TN75F	TN75F	
TN90F	TN90F	
TN55V/D/S	TN55V/D/S	See catalogue <i>Ver el catálogo</i> Fiat (New Holland)
TN65V/N/D/S	TN65V/N/D/S	
TN75V/N/D/S	TN75V/N/D/S	
TS80	TS80	See catalogue <i>Ver el catálogo</i> Ford (New Holland)
TS90	TS90	
TS100	TS100	
TS110	TS110	
TS115	TS115	

La compra de Ford por Fiat bajo la marca New Holland ha dado como resultado la producción de modelos comunes. Con el fin de no duplicar los modelos en ambos catálogos Fiat (New Holland), hemos preferido situar estos modelos en sólo uno de los dos catálogos. Ver la tabla adjunta para las correspondencias y la posición de estos modelos.

Important Notice - *Comentario Importante*

TRACTORS AND ENGINE APPLICATION CHARTS
TRACTORES Y MOTORES, TABLA DE APLICACIONES

Tractors Tractores	Cyl. Cil.	Boring Dia.	Inch ³ Pulgadas ³	Litres Litros	Tractors Tractores	Cyl. Cil.	Boring Dia.	Inch ³ Pulgadas ³	Litres Litros	Tractors Tractores	Cyl. Cil.	Boring Dia.	Inch ³ Pulgadas ³	Litres Litros	
Major	4	100	220	3,6	6410	4	111.76	268	4,4	8700	6	111.76	401	6,6	
Super Major					6600			256	4,2	8730	6T		401	6,6	
Dexta (A)	3	88.90	144	2,4	6610	4	111.76	268	4,4	8770	6T	111.76	456	7,5	
Super Dexta (B)		91.49	152	2,5	6610S			304	5,0	8830			6TI	401	6,6
2000		106.68	158	2,6	6640			256	4,2	8970	6T			456	7,5
2310					6700			268	4,4	9000			6T	401	6,6
2600					6710						304				
2610					6810			256	4,2	9700			6T	104	237
2810					6810S						304				
2910					7000			256	4,2	TL80			4T	104	237
3000		7010	256	4,2	TL90						6				
3230		7410						304	5,0	TM115			6T	111.76	456
3430		7600	256	4,2	TM125						4				
3600		7610						268	4,4	TM135			4T	104	237
3610		7610S	304	5,0	TM150						6				
3900		7700						256	4,2	TM165			4	104	237
3910	7710	256	4,2	TN65F	4T	104	237				3,9				
3930	7740							256	4,2	TN75F		3	178	2,9	
4000	7810	256	4,2	TN90F	3T	178	2,9								
4100	7810S							256	4,2	TN55V/D/S		4	304	5	
4110	7840	256	4,2	TN65V/N/D/S	6	401	6,6								
4130	7910							256	4,2	TN75V/N/D/S		6T	401	6,6	
4600	8000	256	4,2	TS80	4	304	5								
4610	8010							256	4,2	TS90		4T	304	5	
4630	8160	256	4,2	TS100	6	401	6,6								
4830	8200							256	4,2	TS110		6T	401	6,6	
5000 (↔ 3/68)	8210	256	4,2	TS115	6	401	6,6								
5000 (4/68 ↔)	8240							256	4,2	TW5		6	401	6,6	
5030	8260	256	4,2	TW10	6T	401	6,6								
5110	8340							256	4,2	TW15		6TI	401	6,6	
5600 (↔ 9/80)	8340Turbo	256	4,2	TW20	6T	401	6,6								
5600 (10/80 ↔)	8360							256	4,2	TW25		6T	401	6,6	
5610	8530	256	4,2	TW30	6TI	401	6,6								
5610S	8560							256	4,2	TW35		6TI	401	6,6	
5640	8600	256	4,2	TW35	6TI	401	6,6								
5700	8630							256	4,2	TW35		6TI	401	6,6	
5900	8670	256	4,2	TW35	6TI	401	6,6								

T : Turbo
I : Intercooler

Part numbers are quoted for reference purposes only.
Our parts and accessories are not original.

Las referencias originales tienen un propósito identificativo.
Nuestras piezas no son originales.



DERIVATIVES APPLICATION CHARTS

TABLA DE APLICACIÓN PARA VERSIONES DE TRACTORES

The following tractors, produced for specialist applications, use the same engine (and parts) as tractors in the main model index.
Los siguientes tractores, fabricados para trabajo especializados usan el mismo motor (y recambios) que los tractores indicados en la tabla.

Tractors Tractores	Application Aplicación	See Ver	Tractors Tractores	Application Aplicación	See Ver
231	L.C.G / Centro de gravedad bajo	2600	3600N/O	Narrow, Orchard / Estrecho, Frutero	3600
233	Highway / Alto despeje		4100	All purpose / Todos usos	
333		Utility / Utilitario	3600	4110	L.C.G / Centro de gravedad bajo
335	4140			Highway / Alto despeje	
420	Industrial / Industrial	4100	4190	Skidded / Sobre esquis	
2100	All purpose / Todos usos	2000	4200	Rowcrop / Anchura "Rowcrop"	
2110	L.C.G / Centro de gravedad bajo		4400	Utility / Utilitario	
2120	Highway / Alto despeje		4500, 4550	Industrial / Industrial	
2150	Rice / Arroz		4550, 550		
2300	Vineyard / Viñero		4600 N/O	Narrow, Orchard / Estrecho, Frutero	4600
2310	Narrow / Estrecho	4600 SU	Utility / Utilitario		
2600R	Rice / Arroz	2600	5100	All purpose / Todos usos	5000
2600V	Vineyard / Viñero		5190	Skidded / Sobre esquis	
2600N	Narrow, Orchard / Estrecho, Frutero		5200	Rowcrop / Anchura "Rowcrop"	
3100	All purpose / Todos usos	3000	5550	Industrial / Industrial	6600
3120	Highway / Alto despeje		6550		
3150	Rice / Arroz		6600 C	Rowcrop / Anchura "Rowcrop"	
3190	Skidded / Sobre esquis		6600 O	Narrow, Orchard / Estrecho, Frutero	
3300	Vineyard / Viñero		7100	All purpose / Todos usos	
3310	Narrow / Estrecho	7200	Rowcrop / Anchura "Rowcrop"	7200	
3400	Utility / Utilitario	7550	Industrial / Industrial	7600	
3500	Industrial / Industrial	7600C	Rowcrop / Anchura "Rowcrop"		
3600V	Vineyard / Viñero	3600			

Part numbers are quoted for reference purposes only.
 Our parts and accessories are not original.

Las referencias originales tienen un propósito identificativo.
 Nuestras piezas no son originales.



CRANKSHAFTS AND RELATED PARTS
CIGÜEÑALES Y PIEZAS RELACIONADAS

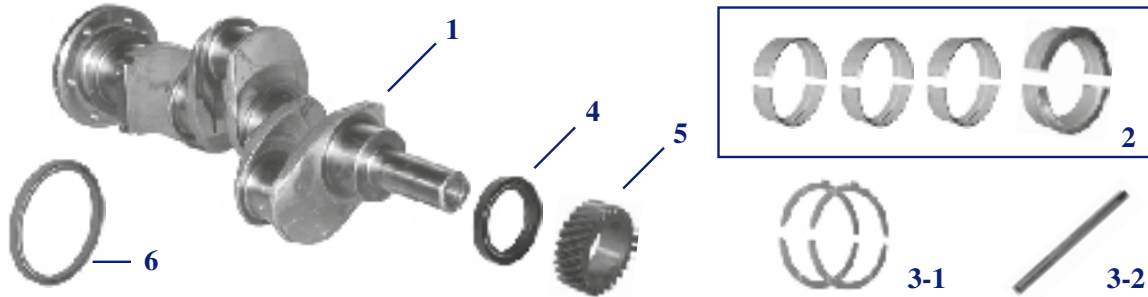


Fig.	1	2	3	4	5	6
Tractors Tractores	Crankshaft Cigüeñal	Main bearing set Cojinete de bancada	Thrust washer Juego de arandelas	Front oil seal Retén delantero	Gear Engranaje	Rear oil seal Retén trasero
Major, Super Major		24/2-5 (528E6K371A, 81823481)	24/6-5 (E159Z9, 81708116) 3-1	24/11-5 (52 ⇄ 9/54) (E1ADKN6362A, 81710681) 24/11-6 (9/54 ⇄) (510E6362, 81710683)	24/12-6 (E1ADDN6306B, 81744887)	24/13-6 (793F6701AAA, 81854827)
Dexta, Super Dexta	24/1-12 (E2006T9, 81815395) (With bearings Con cojinete)	24/2-6 (2x 957E6331L 81804076 1x 957E6333L 81804107 4x 957E6341L 81804156 1x 957E6342L 81804161)	24/6-6 (A) (2x 957E6334A 81717707 2x 957E6336C 81804131) 3-1	24/11-7 (957E6362, 81717731)	24/12-7 (957E6306, 81804043)	24/13-7 (957E6701, 81717827)
2000, 2310, 2600, 2610, 2810, 2910, 3000, 3600, 3610, 3910, 4000, 4100, 4110, 4600, 4610		24/2-7 (3x CFPN6333A/B 81811582/3 1x FAPN6337G/H 83993819/20)	24/5-8 (E4NN6336AB, 83956681) 3-2		24/12-8 (B) (E3NN6306BA, 83943957)	
3230, 3430, 3930, 4130, 4630 (⇄ 8/92)						
3230, 3430, 3930, 4130, 4630 (9/92 ⇄) Engines 2J01⇄ Motores		24/2-56 (3x 87790260 1x 87790266)				
4830, 5000, 5030, 5110, 5600, 5610, 5700, 5900, 6410, 6600, 6610, 6700, 6710, 6810, 7000, 7410, 7600, 7610, 7700, 7710		24/2-8 (4x CFPN6333A/B 81811582/3 1x FAPN6337G/H 83993819/20)	24/5-8 (E4NN6336AB, 83956681) 3-2	24/11-9 (C5NN6700A, 81815927) or / o	24/12-8 (B) (E3NN6306BA, 83943957)	24/13-9 (D8NN6701BA, 83916918) (Silicone) or / o
5610S, 5640, 6610S, 6640, 6810S, 7010, 7610S, 7740, TS80, TS90, TS100, TS110		24/2-55 (4x 87790260 1x 87790266)		24/11-30 (F0NN6700CA, 83999512, 87800696) (Viton)		24/13-10 (E5NN6701BA, 83955247) (Viton)
7810, 7910, 8000, 8200, 8210, 8530, 8600, 8630, 8700, 8730, 8830, 9000, 9200, 9600, 9700, TW5, TW10, TW15, TW20, TW25, TW30, TW35		24/2-36 (6x CFPN6333A/B 81811582/3 1x FAPN6337G/H 83993819/20)	24/5-8 (E4NN6336AB, 83956681) 3-2		24/12-8 (B) (E3NN6306BA, 83943957)	
7810S, 7840, 8010, 8160, 8240, 8260, 8340, 8360, 8560, TM115, TM125, TM135, TM150, TM165, TS115		24/2-57 (6x 87790260 1x 87790266)				
8670, 8770, 8870, 8970						

(A) Thrust washer set available in 0.007" oversize. Order **24/6-7** (2x 957E6334B 81804119 + 2x 957E6336D 81804132)
Juego de arandelas en la siguiente sobremedida 0,007" : **24/6-7** (2x 957E6334B 81804119 + 2x 957E6336D 81804132)

(B) **24/12-8** (E3NN6306BA, 83943957) fits the 6303 type crankshaft (⇄ 9/91) but not the 6300 type crankshaft (10/91 ⇄)
24/12-8 (E3NN6306BA, 83943957) es utilizable también sobre los cigüeñales 6303 (⇄ 9/91) Pero no sobre los del tipo 6300 (10/91 ⇄)

Main bearing sets are available in 0.010" - 0.020" - 0.030" - 0.040" undersize. Please add the suffix A, B, C or D respectively.
Cojinetes de bancada disponibles en las siguientes sobremedidas 0,010" - 0,020" - 0,030" - 0,040". Adjuntar los prefijos A, B, C y D respectivamente.

Part numbers are quoted for reference purposes only.
Our parts and accessories are not original.

Las referencias originales tienen un propósito identificativo.
Nuestras piezas no son originales.



bepco tractor parts

FORD (NEW HOLLAND)
(REPLACEMENT PARTS)

CRANKSHAFTS AND RELATED PARTS
CIGÜEÑALES Y PIEZAS RELACIONADAS

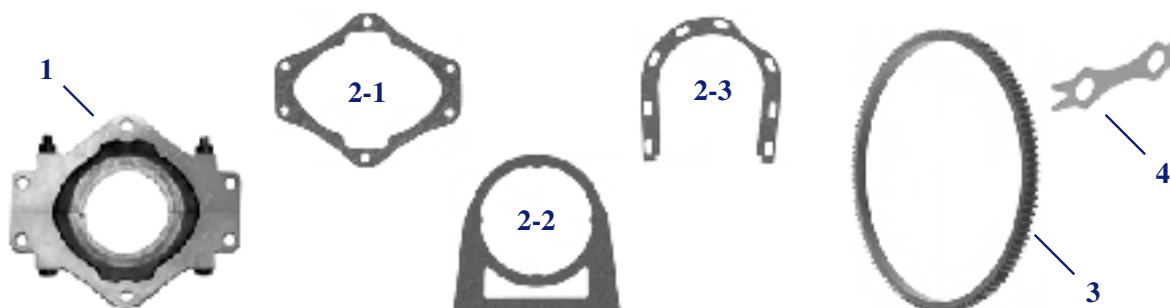


Fig.	1	2	3	4
Tractors <i>Tractores</i>	Housing <i>Carcasa del retén</i>	Gasket <i>Junta</i>		Ring gear <i>Corona de volante</i>
Major, Super Major			24/15-2 (E1ADDN6384, 81710704)	24/16-2 (508E6431A, 81798064)
Dexta, Super Dexta	24/14-4 (E124Z9, 81800035)	24/17-14 (957E6344A, 83934357) 2-1		24/15-12 (957E6384B, 81804209)
All 3, 4, 6 cylinders diesel models except Major & Dexta <i>Todos los modelos diesel de 3, 4, 6 cilindros excepto Major & Dexta</i>		24/17-6 2-2 (⇔ 11/86) (C7NN6N008B, 81820964)	24/17-7 (A) 2-3 (12/86 ⇔) (E9NN6N305AB, 81864478)	24/15-4 (E2NN6384AA, 83949153)

(A) 24/17-7 fits '10', '30' and 'TW' series tractors with stepped stud engine block.
Montado sobre tractores series 10, 30 y TW con bloque de motor con espaciadores.

CORE PLUGS
TAPONES DEL BLOQUE



MILD STEEL CORE PLUGS TAPONES DE ACERO DULCE				STAINLESS STEEL CORE PLUGS TAPONES DE ACERO INOXIDABLE			
Ref. Ref.	Ømm	Ø Inches Ø Pulgadas	OEM	Ref. Ref.	Ømm	Ø Inches Ø Pulgadas	OEM
24/2410-1	Kit contains 8 each of / Kit (8x cada una)						
24/21-17	17,5	0.69		24/23-29	28,7	1.13	390624S, 83957021
24/21-19	19,4	0.75	376099S, 83417040	24/23-30	30,0	1.18	390625S, 83957022
24/21-22	22,2	0.88	383091S, 81821893	24/23-38	38,0	1.50	390626S, 83957023
24/21-25	25,8	1.00		24/23-40	39,6	1.56	390627S, 83957024
24/21-32	32,2	1.25	115476	24/23-44	44,5	1.75	390628S, 83957025
24/21-35	35,4	1.38	111737	24/23-46	46,1	1.81	390629S, 83957026
24/21-38	38,0	1.50	376042S36, 83935922				

Part numbers are quoted for reference purposes only.
Our parts and accessories are not original.

*Las referencias originales tienen un propósito identificativo.
Nuestras piezas no son originales.*



CONNECTING RODS AND RELATED PARTS
BIELAS Y PIEZAS RELACIONADAS

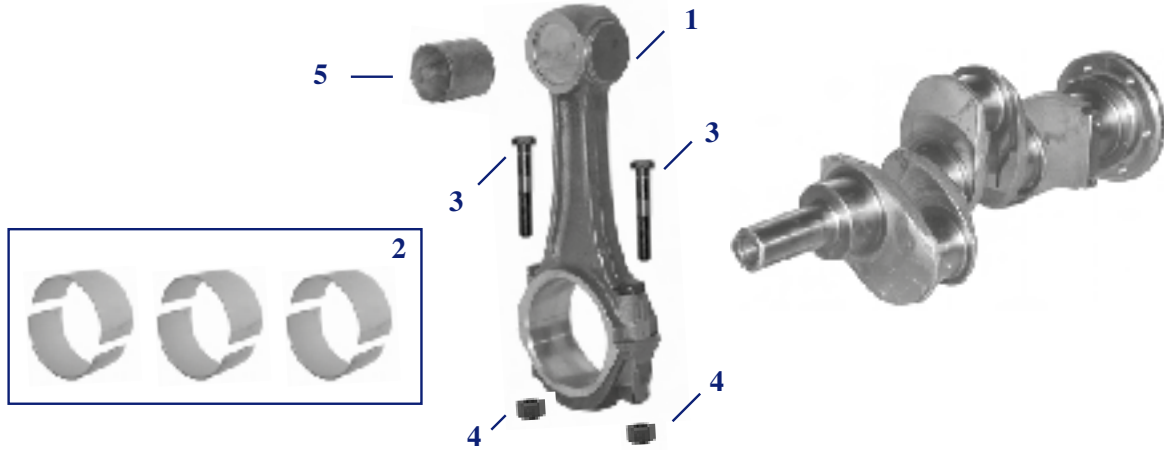


Fig.	1	2	3	4	5
Tractors Tractores	Connecting rod Biela	Conrod bearing set Juego de cojinetes de biela	Conrod bolt Tornillo biela	Conrod nut Tuerca de biela	Small end bush Casquillo pie de biela
Major, Super Major	24/25-4 (733F6200BAA, 81846827)	24/3-5 (8X703F6211BAA, 81854542)		24/27-6 (390655S2, 83956276)	24/28-4 (E1ADDN6207, 81710453)
Dexta, Super Dexta	24/25-5 (957E6200, 81803971)	24/3-6 (6x 957E6211F, 81717671)	24/26-5 (957E6215, 81803991)		24/28-5 (957E6207, 81803978, 80505353)
2000, 2310, 2600, 2610, 2810, 2910, 3000, 3600, 3610, 3910, 4000, 4100, 4110, 4600, 4610 3230, 3430, 3930, 4130, 4630 (↔ 8/90)	24/25-6 (E3HN6200AC42, 81864279)	24/3-7 (A) (3x DFPN6211A/B, 83906780/1)	24/26-6 (E9NN6214BA, 83990584)		24/28-6 (C5NE6207A, 81803972)
3230, 3430, 3930, 4130, 4630 (9/90 ↔)		24/3-56 (3x 87790304)			
4830, 5030		24/3-57 (4x 87790304)			
5000, 5600, 6600, 6700 5110, 5610, 5900, 6410, 6610, 6710 (↔ 8/90)	24/25-6 (E3HN6200AC42, 81864279)	24/3-8 (4x DFPN6211A/B, 83906780/1)	24/26-6 (E9NN6214BA, 83990584)	24/27-6 (390655S2, 83956276)	24/28-6 (C5NE6207A, 81803972)
5110, 5610, 5900, 6410, 6610, 6710 (9/90 ↔)		24/3-57 (4x 87790304)			
5610S, 6610S					
5640, 6640		24/3-55 (4x FAPN6211S/T, 83996311/2)			

Conrod bearing sets are available in 0.010" - - 0.020" - 0.030" - 0.040" undersize.

Please add the suffix A, B, C or D respectively.

Cojinetes de biela disponibles en las siguientes sobremedidas 0,010" - 0,020" - 0,030" - 0,040".

Adjuntar los prefijos A, B, C y D respectivamente.

(A) Use **24/3-60** (3x 87791049) on 4.4" (111,76mm) engines fitted with later tapered top conrod (87801218)

(A) Usar **24/3-60** (3x 87791049) sobre los motores de diámetro 111.76mm equipados con las últimas cabezas de bielas cónicas (87801218)

Part numbers are quoted for reference purposes only.
Our parts and accessories are not original

Las referencias originales tienen un propósito identificativo.
Nuestras piezas no son originales.



bepco tractor parts

FORD (NEW HOLLAND)
(REPLACEMENT PARTS)

CONNECTING RODS AND RELATED PARTS
BIELAS Y PIEZAS RELACIONADAS

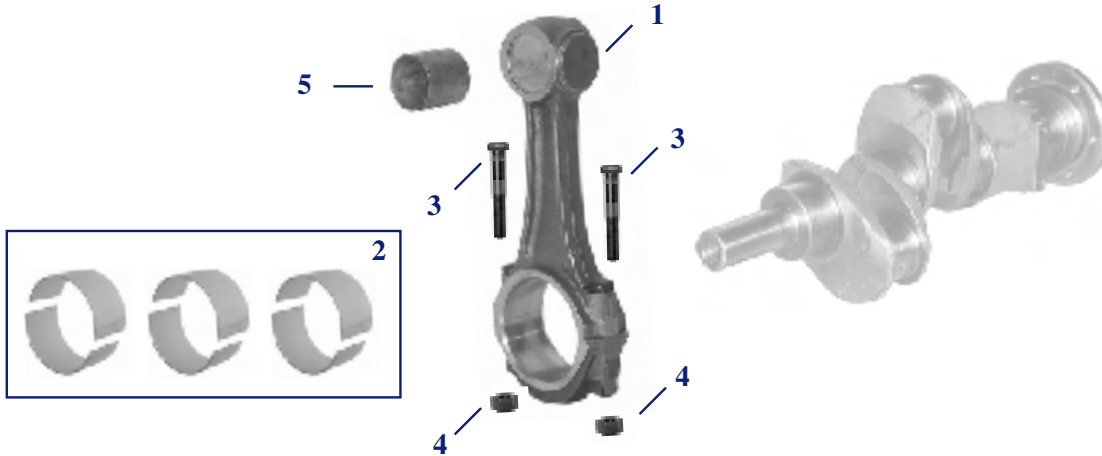


Fig.	1	2	3	4	5
Tractors Tractores	Connecting rod Biela	Conrod bearing set Juego de cojinetes de biela	Conrod bolt Tornillo biela	Conrod nut Tuerca de biela	Small end bush Casquillo pie de biela
6810, 7000, 7410, 7600, 7610, 7700, 7710 (⇔ 8/90)		24/3-9 (4x DGP6211A, 83909414)	24/26-6 (E9NN6214BA, 83990584)	24/27-6 (390655S2, 83956276)	24/28-7 (C9NN6207C, 81819460)
6810S, 7010, 7610S, 7740, TS100, TS110		24/3-57 (4x 87790304)			
7810, 7910, 8210, 8530, TW5 (⇔ 8/90)	24/25-6 (E3HN6200AC42, 81864279)	24/3-36 (6x DFPN6211A/B, 83906780/1)	24/26-6 (E9NN6214BA, 83990584)	24/27-6 (390655S2, 83956276)	24/28-6 (C5NE6207A, 81803972)
7810, 7910, 8210, 8530, TW5 (9/90 ⇔ 9/91)		24/3-58 (6x FAPN6211S/T, 83996311/2)			
7810, 7910, 8210, 8530, TW5 (10/91 ⇔) 7810S		24/3-59 (6x 87790304)			
7840, 8240, 8340		24/3-58 (6x FAPN6211S/T, 83996311/2)			
8000, 8200, 8600, 8700, TW10	24/25-6 (E3HN6200AC42, 81864279)	24/3-36 (6x DFPN6211A/B, 83906780/1)	24/26-6 (E9NN6214BA, 83990584)	24/27-6 (390655S2, 83956276)	24/28-6 (C5NE6207A, 81803972)
8010 (⇔ 5/98), 8160, 8260, 8340T, 8360, 8560, 8670, 8770, 8870, 8970, TM125, TM135, TM150, TM165, TS115		24/3-59 (6x 87790304)			
8010 (5/98 ⇔), TM115		24/3-62 (6x 87791049)			
8630, 8730, 8830, TW15, TW25, TW35 (⇔ 8/90)		24/3-37 (6x DGP6211A 83909414)	24/26-6 (E9NN6214BA, 83990584)	24/27-6 (390655S2, 83956276)	24/28-7 (C9NN6207C, 81819460)
9000, 9200, 9600, 9700, TW20, TW30					
TS80, TS90		24/3-61 (4x 87791049)			

Conrod bearing sets are available in 0.010" - 0.020" - 0.030" - 0.040" undersize.

Please add the suffix A, B, C or D respectively.

Cojinetes de biela disponibles en las siguientes sobremedidas 0,010" - 0,020" - 0,030" - 0,040".

Adjuntar los prefijos A, B, C y D respectivamente.

Part numbers are quoted for reference purposes only.
Our parts and accessories are not original.

Las referencias originales tienen un propósito identificativo.
Nuestras piezas no son originales.



PISTONS, RING SETS & LINERS
PISTONES, JUEGOS DE SEGMENTOS & CAMISAS

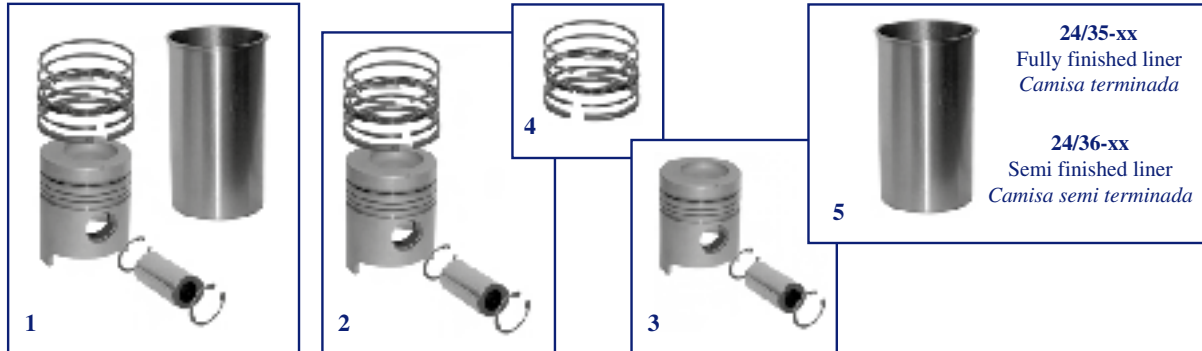


Fig.	1	2	3	4	5	
Tractors Tractores	Cyl. Cil.	Kit Juego	Piston & rings Pistón con aros	Pistons & pin Pistón sin aros	Rings set Juego de segmentos	Liner Camisa terminada
Major, Super Major (↔ 4/57)	4	24/31-25 (B1115)	24/32-25 (E1ADDN6102G, 81710337)	24/33-25 (E1ADDN6110J, 81710364) Pin Ø 32mm Bulón Ø 32mm	24/34-25 (510E6148A, 81814624) 24/34-39 Perfect Circle	24/35-25 (B) (1 Seal groove 1 junta) (E1ADDN6055B, 81710301)
Major, Super Major (4/57 ↔ 2/61)		24/31-26 (B1116)	24/32-27 (E1ADDN6102J, 81710338)	24/33-27 (E1ADDN6110L, 81710365) Pin Ø 35mm Bulón Ø 35mm		24/35-27 (B) (2 Seal grooves 2 juntas) (E1ADDN6055E, 81710303)
Major, Super Major (2/61 ↔)		24/31-27 (B1117)				
Dexta (3.144)	3		24/32-28 (957E6102C, 81803864)	24/33-28 (B1196)	24/34-28 (957E6149A, 81717647) 24/34-29 (960E6149A, E2044T9, 81803918, 81817041)	24/36-28 (957E6055, 81803819)
Super Dexta (3.152)			24/32-29 960E6102B, 81803866)	24/33-29 (B1197)		24/36-29 960E6055, 81803820)
2000	3		24/32-30 (B1150)	24/33-30 (A) (C7NN6108S, 81817242)	24/34-30 (DJPN6149S, 83917464)	24/36-30 (C5NN6055A, 81815327)
2310, 2600, 2810			24/32-31 (B1151)	24/33-31 (A) (D6NN6108F, 83910837)		
2610, 2910						
3000, 3600, 3900	3		Al Fin 24/32-32 (B1152)	Al Fin 24/33-32 (D4NN6108L, 81845870)		
5000 (↔ 3/68) 5600, 5700 (↔ 9/80)	4		No / No Al Fin 24/32-38 (B1158)	No / No Al Fin 24/33-38 (D6NN6108L, 83910850)		

(A) Pistons have Al-Fin groove reinforcement / Los pistones tienen reforzado la primera ranura, Al-Fin.

(B) Seals for fully finished liners must be ordered separately / Las gomas para camisas terminadas deben ser pedidas separadamente:
24/35-25 = 1x **24/31-25A** (E1ADKN6061A, 81710307)

24/35-27 = 1x **24/31-27A** (116533ESA, 81716218) + 1x **24/31-27B** (116534ESA, 81716221)

Pistons and ring sets are available in 0.020", 0.030" & 0.040" oversize. Please add the suffix B, C or D respectively.

Los pistones y juegos de aros disponibles en versión sobremedida 0,020", 0,030" & 0,040". Ajustar el sufijo B, C y D respectivamente para las referencias pedidas.

Part numbers are quoted for reference purposes only.
Our parts and accessories are not original.

Las referencias originales tienen un propósito identificativo.
Nuestras piezas no son originales.



PISTONS, RING SETS & LINERS
PISTONES, JUEGOS DE SEGMENTOS & CAMISAS

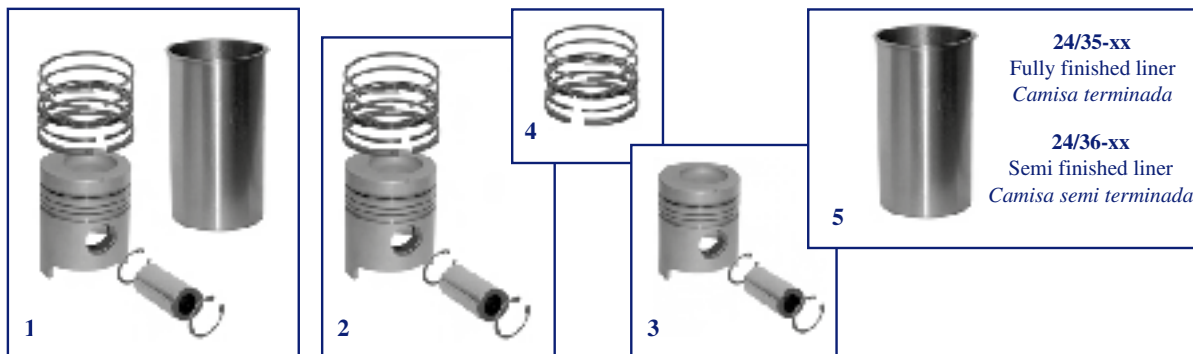


Fig.	1	2	3	4	5	
Tractors Tractores	Cyl. Cil.	Kit Juego	Piston & rings Pistón con aros	Pistons & pin Pistón sin aros	Rings set Juego de segmentos	Liner Camisa semi terminada
3230, 3430, 3610, 3910, 3930, 4110, 4130	3				24/34-31 (DJPN6149W, 83917468)	24/36-31 (C) (D7NN6055A, 83912946)
4000			24/32-34 (B1154)	24/33-34 (A) (D2NN6108AC, 81827165)		
8000 (⇔ 9/72), 8200	6					
4100	3		24/32-33 (B1153)	24/33-33 (D6NN6108S, 83910855)	24/34-30 (DJPN6149S, 83917464)	24/36-30 (C5NN6055A, 81815327)
4600, 4610, 4630 <i>Non headland</i>			24/32-35 (F2NN6K100DA, 81877563)	24/33-35 (A) (E0NN6108AA, 83928178)	24/34-31 (DJPN6149W, 83917468)	24/36-31 (C) (D7NN6055A, 83912946)
6600, 6700 (10/80 ⇔) 6610, 6710 (⇔ 7/87)	4		24/32-35 (F2NN6K100DA, 81877563)	24/33-35 (A) (E0NN6108AA, 83928178)	24/34-31 (DJPN6149W, 83917468)	24/36-31 (C) (D7NN6055A, 83912946)
7810 7910, 8210 (4/86 ⇔) 8530, TW5 (4/86 ⇔)	6					
4830, 5030 5110, 5610, 5900 (8/87 ⇔)	4		24/32-86 (F2NN6K100CA, 81877562)	24/33-86 (A) (E7NN6108AA, 83960615)	24/34-31 (DJPN6149W, 83917468)	24/36-31 (C) (D7NN6055A, 83912946)
5000 (4/68 ⇔) 5600 (10/80 ⇔) 5110, 5610, 5900 (⇔ 7/87) 6600, 6700 (⇔ 9/80)			24/32-36 (F2NN6K100EA, 81877564)	24/33-36 (A) (D4NN6108AA, 81846014)		
5610S (NE), 5640	4	24/31-110 (87840323)	24/32-110 (F2NN6K100LB, 82850254, 87800535, 87801070)	24/33-110 (A) (F0NN6108AB, 81873439)	24/34-34 (F3NN6149AA, 82850251, 87801095)	24/36-32 (F0NN6055AA, 83998292)
7810S, 7840	6					
6410 6610, 6710 (8/87 ⇔)	4		24/32-87 (F2NN6K100FA, 81877565)	24/33-87 (A) (E7NN6108FA, 83960625)	24/34-31 (DJPN6149W, 83917468)	24/36-31 (C) (D7NN6055A, 83912946)

(A) Pistons have Al-Fin groove reinforcement / Los pistones tienen reforzado la primera ranura, Al-Fin.

(C) Cylinder liners are available in 0.100" oversize / Camisas disponibles en versión sobremedida 0,100" :

24/36-31K : Parallel liner without flange / Camisa sin pestaña

24/36-31KF : Flanged liner (Flange Ø 120.40mm) / Camisa con pestaña (Ø pestaña 120,4mm)

(NE) Non-emissionized engine / Antigua norma anti-polución

Pistons and ring sets are available in 0.020", 0.030" & 0.040" oversize. Please add the suffix B, C or D respectively.

Los pistones y juegos de aros disponibles en versión sobremedida 0,020", 0,030" & 0,040". Ajustar el sufijo B, C y D para las referencias pedidas.

Part numbers are quoted for reference purposes only.
Our parts and accessories are not original.

Las referencias originales tienen un propósito identificativo.
Nuestras piezas no son originales.



PISTONS, RING SETS & LINERS
PISTONES, JUEGOS DE SEGMENTOS & CAMISAS

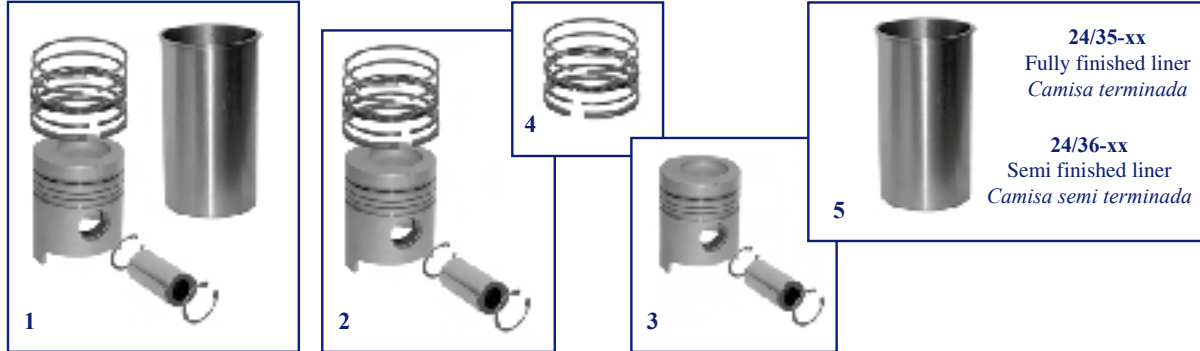


Fig.	1	2	3	4	5	
Tractors Tractores	Cyl. Cil.	Kit Juego	Piston & rings Pistón con aros	Pistons & pin Pistón sin aros	Rings set Juego de segmentos	Liner Camisa semi terminada
6610S (NE), 6640 TS80, TS90 (NE)	4	24/31-107 (87840322)	24/32-111 (F2NN6K100MB, 82850253, 87800536, 87801071)	24/33-111 (A) (F0NN6108FB, 81873448)	24/34-34 (F3NN6149AA, 82850251, 87801095)	24/36-32 (F0NN6055AA, 83998292)
8010 (NE) (⇔ 5/98) 8240, 8340 (Less turbo / Sin turbo) TS115	6					
7000 7600, 7700 (⇔ 9/80)	4		24/32-37 (F2NN6K100GA, 81877566)	24/33-37 (A) (D6NN6108Y, 83912026)	24/34-33 (DFPN6149E, 83905823)	24/36-31 (C) (D7NN6055A, 83912946)
7600, 7700 (10/80 ⇔) 7610, 7710 (⇔ 7/87)			24/32-88 (F2NN6K100HA, 81877567)	24/33-88 (A) (D9NN6108FA, 83919735)		
6810, 7410 7610, 7710 (8/87 ⇔)			24/32-89 (F2NN6K100JA, 81877568)	24/33-89 (A) (E7NN6108LA, 83960635)		
7910, 8210 (⇔ 3/86) 8000 (10/72 ⇔) 8600, 8700 TW5 (⇔ 3/86), TW10	6		24/32-84 (B3284)	24/33-84 (A) (D5NN6108S, 83905772)		
8010 (E) (5/98 ⇔) 8160, 8260, TM115	4				24/34-34 (87801095)	24/36-32 (F0NN6055AA, 83998292)
TS90 (E)						
8630, 8730, 8830, 9700, TW15, TW20, TW25, TW30, TW35	6		24/32-85 (B3285)	24/33-85 (A) (D7NN6108A, 83913727)	24/34-33 (DFPN6149E, 83905823)	24/36-31 (C) (D7NN6055A, 83912946)
8670, 8770, 8870, 8970						24/36-32 (F0NN6055AA, 83998292)
9000, 9200, 9600						24/34-33 (DFPN6149E, 83905823)

- (A) Pistons have Al-Fin groove reinforcement / Los pistones tienen reforzado la primera ranura, Al-Fin.
 (C) Cylinder liners are available in 0.100" oversize / Camisas disponibles en versión sobremedida 0,100" :
 24/36-31K : Parallel liner without flange / Camisa sin pestaña
 24/36-31KF : Flanged liner (Flange Ø 120.40mm) / Camisa sin pestaña (Ø pestaña 120,4mm)
 (E) Emissionized engine / Nueva norma anti-polución
 (NE) Non-emissionized engine / Antigua norma anti-polución

Pistons and ring sets are available in 0.020", 0.030" & 0.040" oversize. Please add the suffix B, C or D respectively.
 Los pistones y juegos de aros disponibles en versión sobremedida 0,020", 0,030" & 0,040". Ajustar el sufijo B, C y D para las referencias pedidas.

Part numbers are quoted for reference purposes only.
 Our parts and accessories are not original.

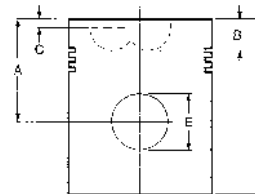
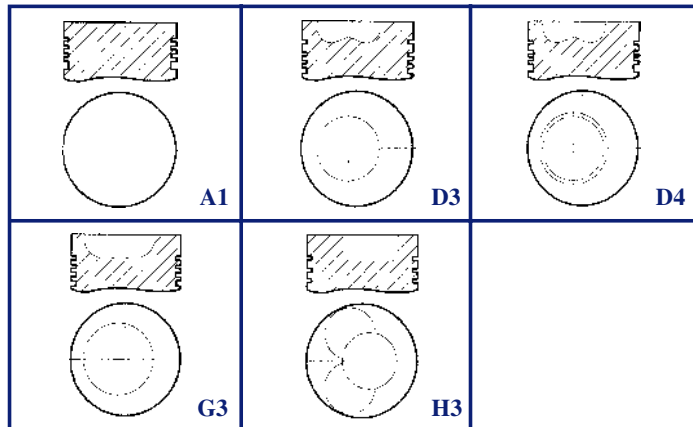
Las referencias originales tienen un propósito identificativo.
 Nuestras piezas no son originales.



bepco tractor parts

FORD (NEW HOLLAND)
(REPLACEMENT PARTS)

PISTONS
PISTONES



- A: Compression height (mm)
Altura de compresión (mm)
- B: Combustion bowl depth (mm)
Profundida cámara de combustión (mm)
- C: Valve pocket depth
Profundidad del rebaje de válvula
- D: Overall length (mm) / *Largo total (mm)*
- E: Gudgeon pin diameter (mm)
Diámetro bulón (mm)

Ref. Ref.	Bore dia. Dia.	Type Tipo	N° of Rings N° de aros	Al-fin Alfin	A	B	C	D	E		
24/33-28	88.92	A1	5		57.30			108.10	31.75		
24/33-29	91.49				56.92			107.70			
24/33-25	100.00				71.03	24.61	1.65	118.10			
24/33-27		H3			70.99			118.10	34.92		
24/33-30	106.68	G3	4	Yes Si	75.20	13.20		134.20	38.10		
24/33-31 (F)											
24/33-32 (F)											
24/33-33											
24/33-38											
24/33-34 (F)				D3			68.12	22.00			127.12
24/33-35 (F)								19.82			
24/33-36 (F)		G3			70.55	18.50		129.55			
24/33-37 (F)					70.38	22.17		129.26	41.27		
24/33-84 (F)						68.12	19.80		126.50	38.10	
24/33-85 (F)				Yes Si	67.80			126.80	41.27		
24/33-86							19.00				
24/33-87		D4				68.12			127.00	38.10	
24/33-88 (F)		G3			67.87	18.92		126.75	41.27		
24/33-89 (F)		D4			67.90	18.00		126.70			
24/33-110 (F)	111.76	D3	3		80.87	18.72		134.20	38.10		
24/33-111 (F)							73.25	21.67			126.60

(F) Also available in 0.020" - 0.030" - 0.040" oversize, order suffix B, C or D respectively.
Disponibles en versión sobremedida 0,020", 0,030" & 0,040". Ajustar el sufijo B, C y D respectivamente.

Part numbers are quoted for reference purposes only.
Our parts and accessories are not original.

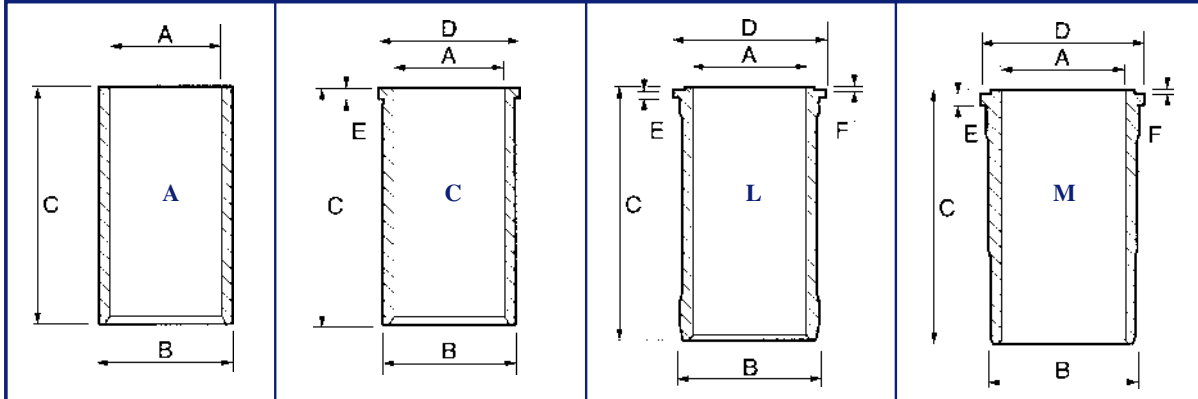
*Las referencias originales tienen un propósito identificativo.
Nuestras piezas no son originales.*



"THE RELIABLE SERVICE"



LINERS
CAMISAS



- A : Nominal bore diameter (mm) *Diámetro interior (mm)*
 B : Outside diameter (mm) *Diámetro exterior (mm)*
 C : Overall length (mm) *Largo total (mm)*
 D : Flange diameter (mm) *Diámetro pestaña (mm)*
 E : Flange width (mm) *Grueso de pestaña (mm)*
 F : Fire lip height (mm) *Altura del corta fuga (mm)*

FULLY-FINISHED LINERS / CAMISAS TERMINADAS

Ref. Ref.	Type Tipo	A	B	C	D	E	F
24/35-25	M	100.00	108.61	223.01	117.40	11.18	0.64
24/35-27	L		111.76	222.89	119.63		0.66

SEMI-FINISHED LINERS / CAMISAS SEMI-TERMINADAS

24/36-28	A	88.92	93.74	216.15			
24/36-29		91.49	93.76	215.90			
24/36-30		106.68	110.78	209.55			
24/36-31	C	111.76	114.43	208.53	120.35	2.57	
24/36-31K	A		116.97				
24/36-31KF	C				120.35	2.57	
24/36-32	A		114.40	205.60			

Part numbers are quoted for reference purposes only.
Our parts and accessories are not original.









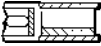


















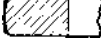


Las referencias originales tienen un propósito identificativo.
Nuestras piezas no son originales.



bepco tractor parts

FORD (NEW HOLLAND)
(REPLACEMENT PARTS)

RING SETS
JUEGOS DE SEGMENTOS

Ref. Ref.	Bore dia. Dia.					
24/34-28	88.92mm	 CP1 2.38	 P1 2.38	 LS 3.17	 DX 6.35	 SS 6.35
24/34-29	91.46mm	 CP1 2.38	 P1 2.38	 LS 3.17	 DX 6.35	 SS 6.35
24/34-25 24/34-39	100.00mm	 P1 2.38	 T1 2.38	 T1 2.38	 SS 4.76	 SS 4.76
24/34-30 (F)	106.68mm	 CR1 2.38	 CT2 2.38	 P2 2.38	 CBEH 4.76	
24/34-31 (F)	111.76mm	 CR1 2.38	 CT2 2.38	 P2 2.38	 CBEH 4.76	
24/34-33 (F)		 CK1 3.00	 CT2 2.38	 N1 2.38	 CBEH 4.76	
24/34-34 (F)		 CR1 2.38	 T3 2.38	 CBEH 4.76		

(F) Disponibles en versión sobremedida 0,020", 0,030" & 0,040". Adjuntar el sufijo B, C y D respectivamente.
Also available in 0.020" - 0.030" - 0.040" oversize, order suffix B, C or D respectively.

- CBEH : Chrome plated bevelled edge with helical coil spring / Cromado y rebajado con muelle helicoidal
- CK1 : Chrome plated keystone / Trapezoidal dos caras (cromado exterior)
- CP1 : Chrome plated parallel faced / Rectangular cromado
- CR1 : Chrome plated barrel faced / Cara exterior cromada y abombada
- CT2 : Chrome plated taper faced internally stepped top / Exterior cónico cromado con rebaje interior superior
- DX : Duaflex with chrome plated segments / Duaflex
- LS : Laminated steel segments / Segmentos de acero laminado
- N1 : Napier - externally stepped bottom with single hook / Tipo "Napier" o "Pico de águila"
- P1 : Parallel faced plain / Rectangular
- P2 : Parallel faced internally stepped top / Rectangular con escalón interior superior
- SS : Standard slotted / Normal
- T1 : Taper faced plain / Exteriormente cónico
- T3 : Taper faced internally bevelled top / Exteriormente cónico, rebaje interior y superior

Part numbers are quoted for reference purposes only.
Our parts and accessories are not original.

Las referencias originales tienen un propósito identificativo.
Nuestras piezas no son originales.



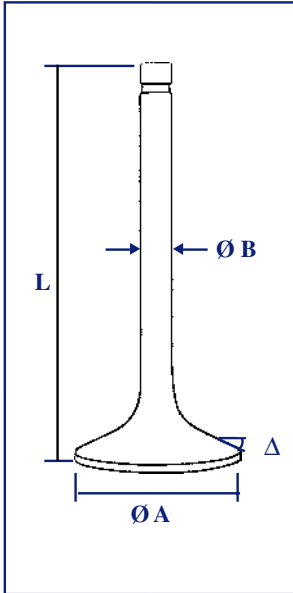
"THE RELIABLE SERVICE"



bepco tractor parts

FORD (NEW HOLLAND)
(REPLACEMENT PARTS)

VALVES
VÁLVULAS



Ref. Ref.	Ø A	Ø B	L	Δ
24/42-10	43.8mm	9.5mm	158.9mm	29.5°
24/42-11	39.1mm	7.9mm	114.1mm	45°
24/42-12	45.8mm	9.4mm	145.9mm	44.5°
24/42-13				45°
24/42-14	46.5mm	9.5mm	146mm	30°
24/42-40	47.5mm	9.4mm	146.8mm	30°
24/42-41				
24/43-10	39.1mm	9.5mm	156.6mm	29.5°
24/43-11	33.4mm	7.9mm	114.1mm	45°
24/43-12	38.4mm	9.4mm	145.9mm	44.5°
24/43-13				45°
24/43-14	38.5mm	9.5mm	146.0mm	29.5°
24/43-36	39.1mm		156.6mm	
24/43-40	43.0mm	9.4mm	146.3mm	45°
24/43-41				

CYLINDER HEAD PARTS
VÁLVULAS Y GUIAS

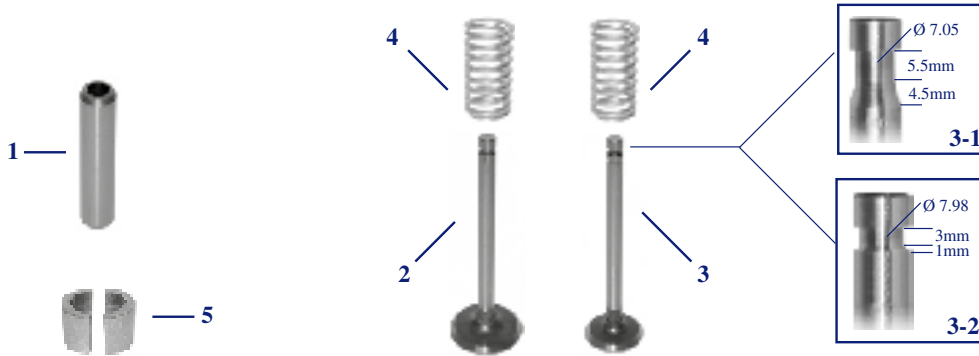


Fig.	1	2	3	4	5	
Tractors Tratores	Valve guide Guía	Inlet valve Válvula adms.	Exhaust valve Válvula escape		Spring Muelle	Cotter Semi-conos
Major Super Major	24/41-6 (E1ADDN6510A, 81710777)	24/42-10 (E1ADDN6507, 81710772)	24/43-10 (723F6505ABA, 81538372) 3-1	24/43-36 (813F6505DAA, 81596819) 3-2	24/45-6 (52 ⇄ 3/61) (E1ADKN6513B, 81710787)	24/45-7 (4/61 ⇄ 64) (E1ADDN6513, 81717773)
Dexta Super Dexta	24/41-7 (957E 6510B, 81804289)	24/42-11 (957E6507, 81717767)	24/43-11 (957E6505, 81717764)		Inner / Int. 24/44-8 (957E6509, 81804285)	Outer / Ext. 24/45-8 (957E6513, 81804295)
						24/46-11 (957E6518, 81745445)

Inlet and exhaust valves are available in 0,076mm (0.003"), 0,38mm (0.015") et 0,76mm (0.030") oversize.

When ordering state our part number with suffix A, B or C respectively. See cross reference list for equivalent Ford part numbers.

Las válvulas de admisión y escape podemos suministrarlas con las siguientes sobremedidas 0,076mm (0.003"), 0,38mm (0.015") y 0,76mm (0.030"). Para sus pedidos indicar A, B o C respectivamente. Consultar lista de referencias originales.

Part numbers are quoted for reference purposes only.
Our parts and accessories are not original.

Las referencias originales tienen un propósito identificativo.
Nuestras piezas no son originales.



bepco tractor parts

FORD (NEW HOLLAND)
(REPLACEMENT PARTS)

CYLINDER HEAD PARTS
VÁLVULAS Y GUIAS




Fig.	2	3	4	5	6
Tractors Tratores	Valve guide Guía	Inlet valve Válvula adms.	Spring Muelle	Cotter Cone válvula	Valve stem seal Retén
2000, 3000, 4000, 5000, 8000, 8200, 8600	24/42-12 (C5NN6507B, 81823823)	24/43-12 (C7NN6505E, 81818709)			24/47-3 (Inlet Adm.) (⇄ 9/91) (C5NE6571A, 81804329)
2310, 2600, 2610, 2810, 2910, 3230, 3430, 3600, 3900, 3910, 3930 (NE), 4100, 4110, 4130, 4600, 4610, 5600, 5700	24/42-13 (D3NN6507A, 81842750, 87800344)	24/43-13 (D3NN6505A, 81843651)			24/47-4 (Exhaust Esc.) (⇄ 9/91) (C5NE6571B, 81804330)
3930 (E), 4630 (E)	24/42-41 (F0NN6507AC, 81865095, 82850527, 82850530)	24/43-41 (F0NN6505AC, 81865088, 82850523)	24/45-9 (⇄ 9/91) (D6NN6513A, 83911693)		
4110, 4610 (Headland) 4630 (NE), 5110, 5610, 5900, 6410, 6600, 6610, 6700, 6710, 7810, 7910, 8210, 8530, 8700, TW5, TW10	24/42-13 (D3NN6507A, 81842750, 87800344)	24/43-14 (D8NN6505AA, 83912598, 87800340)	24/45-24 (10/91 ⇄) Mot. 1J20 Mot. (E9NN6513BA, 83999742)	24/46-3 (F2NN6518AA, 81876796)	24/47-24 (Inlet & Exhaust Adm. & Esc.) (10/91 ⇄) Mot. 1J20 Mot. (F0NN6571AA, 83999181, 87840154)
4830, 5030, 6810, 7000, 7410, 7600, 7610, 7700, 7710, 8630, 8730, 8830, 9000 (6/72 ⇄), 9200, 9600, 9700, TW15, TW20, TW25, TW30, TW35	24/42-14 (D8NN6507AB, 81865609, 87800386)				
5610S (NE), 5640, 6610S (NE), 6640, 7010 (NE), 7810S, 7840, 8010, 8160, 8240, 8260, 8340, TM115, TS80, TS90, TS115	24/42-40 (E9NN6507AC, 81865092)	24/43-40 (E9NN6505EC, 81865085)	24/45-24 (E9NN6513BA, 83999742)		24/47-24 (F0NN6571AA, 83999181, 87840154)
5610S (E), 6610S (E), 6810S, 7010 (E), 7610S, 7740, 8340T, 8360, 8560, 8670, 8770, 8870, 8970, TM125, TM135, TM150, TM165, TS100, TS110	24/42-41 (F0NN6507AC, 81865095, 82850527, 82850530)	24/43-41 (F0NN6505AC, 81865088, 82850523)			

(E) : Emissionized engine / Nueva norma anti-polución
(NE) : Non-emissionized engine / Antigua norma anti-polución

Inlet and exhaust valves are available in 0,076mm (0.003"), 0,38mm (0.015") and 0,76mm (0.030") oversize.

When ordering state our part number with suffix A, B or C respectively. See cross reference list for equivalent Ford part numbers.

Las válvulas de admisión y escape podemos suministrarlas con las siguientes sobremedidas 0,076mm (0.003"), 0,38mm (0.015") y 0,76mm (0.030"). Para sus pedidos indicar A, B o C respectivamente. Consultar lista de referencias originales.

Part numbers are quoted for reference purposes only.
Our parts and accessories are not original.

Las referencias originales tienen un propósito identificativo.
Nuestras piezas no son originales.



"THE RELIABLE SERVICE"



bepco tractor parts

FORD (NEW HOLLAND)
(REPLACEMENT PARTS)

ROCKER ARMS
BALANCINES




Fig.		1	2	3	4	5	
Tractors Tractores	Cyl. Cil.	Inlet rocker arm Balancín adm.	Outlet rocker arm Balancín escape	Rocker arm screw Tornillo de balancín	Push rod Empujador	Tappet Taquet	
2000, 2310, 2600, 2610, 2810, 2910, 3000, 3230, 3430, 3600, 3610, 3900, 3910, 3930, 4000, 4100, 4130, 4600, 4610, 4630	3	24/50-1 (D9NN6529AB, 83956710)	24/50-2 (C5NE6529A, 81804316)	24/52-1 (E7NN6549AA, 83963749, 87801302)	24/53-1 (C5NE6567B, 81813399)	24/54-1 (C5NE6500C2, 83946434)	
4830, 5000, 5030, 5110, 5600, 5610, 5700, 5900, 6410, 6600, 6610, 6700, 6710	4				24/53-1 (C5NE6567B, 81813399)		
5610S, 5640, 6610S, 6640, 6810S, 7010, 7610S, 7740, TS80, TS90, TS100, TS110	4						
6810, 7000, 7410, 7600, 7610, 7700, 7710		6	24/50-1 (D9NN6529AB, 83956710)		24/50-2 (C5NE6529A, 81804316)		
7810, 7910, 8000, 8200, 8210, 8530, 8600, 8630, 8700, 8730, 8830, 9000, 9200, 9600, 9700, TW5, TW10, TW15, TW20, TW25, TW30, TW35	6						
7810S, 7840, 8010, 8160, 8240, 8260, 8340, 8360, 8560, TM115, TM125, TM135, TM150, TM165, TS115							
8670, 8770, 8870, 8970							

CAMSHAFTS
ARBOL DE LEVAS



Fig.	1	2
Tractors Tractores	Camshaft Arbol de levas	Camshaft bush Casquillo de arbol de levas
2000, 2310, 2600, 2610, 2810, 2910, 3000, 3230, 3430, 3600, 3610, 3900, 3910, 3930, 4000, 4100, 4110, 4130, 4600, 4610, 4630	24/80-9 (C7NN6250E, E8NN6250AA, 81818394, 83971377)	Semi Finished Semi terminado 24/56-4 (C5NE6261B, 81810777, 87800499)
4830, 5000, 5030, 5110, 5600, 5610, 5700, 5900, 6410, 6600, 6610, 6700, 6710, 6810, 7000, 7410, 7600, 7610, 7700, 7710	24/80-10 (C7NN6250B, E6TN6250AA, 81816551, 83961270)	Fully Finished Semi terminado 24/56-4F (C5NE6261A, 83946432, 87800272)
5610S, 5640, 6610S, 6640, 6810S, 7010, 7610S, 7740, 7810, 7810S, 7840, 7910, 8000, 8010, 8160, 8200, 8210, 8240, 8260, 8340, 8360, 8530, 8560, 8600, 8630, 8670, 8700, 8730, 8770, 8830, 8870, 8970, 9000, 9200, 9600, 9700, TM115, TM125, TM135, TM150, TM165, TS80, TS90, TS100, TS110, TS115, TW5, TW10, TW15, TW20, TW25, TW30, TW35		

Part numbers are quoted for reference purposes only.
Our parts and accessories are not original.

Las referencias originales tienen un propósito identificativo.
Nuestras piezas no son originales.



bepco tractor parts

FORD (NEW HOLLAND)
(REPLACEMENT PARTS)

ENGINE GASKET SETS
JUNTAS DE MOTOR

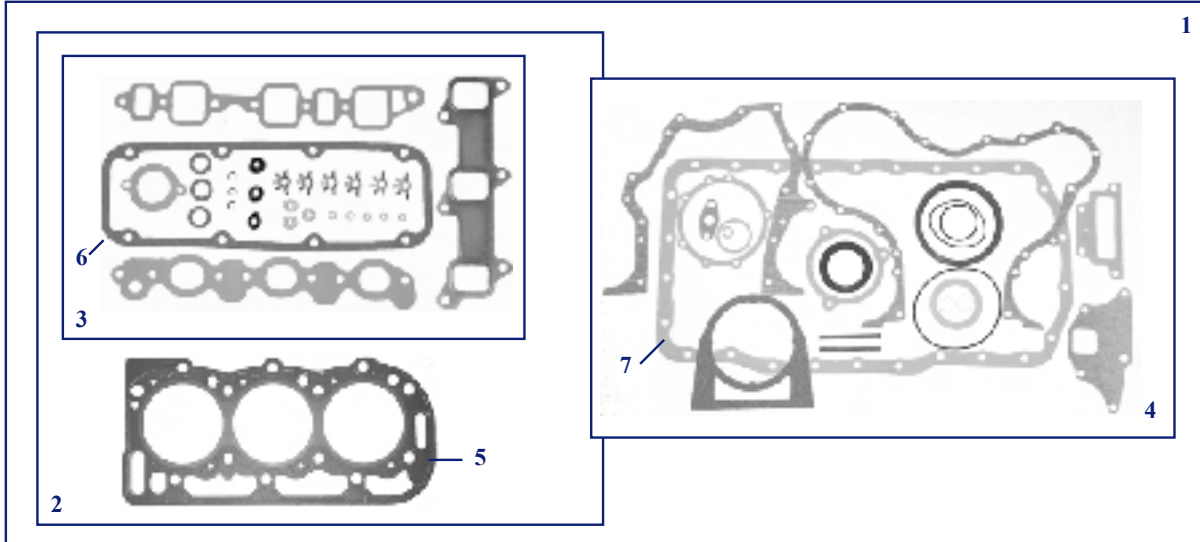


Fig.	1	2	5
Tractors Tractores	Full gasket set Juego de juntas completo de motor	Top gasket set Juego de juntas superior	Cyl. head gasket Junta culata
Major (52 ⇄ 4/57)	24/70-14 (E1ADDN6008AA, 81743588)	24/71-14 (E1ADDN6C037E, 81708058)	24/73-15 (E1ADDN6051C, 81710277)
Major Super Major (4/57 ⇄ 8/61)	24/70-15 (A) (E1ADDN6008AB, 81743591)	24/71-15 (A) (E1ADDN6C037A, 81743744)	
	24/70-16 (B) (E1ADDN6008AD, 81743593)	24/71-16 (B) (E1ADDN6C037C, 81743746)	24/73-16 (E1ADDN6051E, 81710281)
Super Major (8/61 ⇄)	24/70-17 (A) (E1ADDN6008AK, 81780578)	24/71-15 (A) (E1ADDN6C037A, 81743744)	24/73-15 (E1ADDN6051C, 81710277)
	24/70-18 (B) (E1ADDN6008AM, 81780582)	24/71-16 (B) (E1ADDN6C037C, 81743746)	24/73-16 (E1ADDN6051E, 81710281)
Dexta Super Dexta	24/70-21 (960E6008, 81803704)	24/71-21 (960E6C037, 81803775)	24/73-21 (960E6051, 81803798)

Fig.	2	3	4	5	6	7
Tractors Tractores	Top gasket set Juego de juntas superior		Bottom gaskets Juego de juntas inferior	Cyl. head gasket Junta culata	Rocker cover gasket Junta tapa de balancines	Sump gasket Juego de juntas cárter
	C	D				
2000	24/71-22 (B1030)	24/76-22 (CFPN6008B, 81813948, 82845204)	24/72-22 (EAPN6A008A, 83926004, 82845207)	24/73-22 (C7NN6051R, 81819540, 82845200)	24/74-36 (C7NN6584B, 81817048)	24/75-22 (F0NN6710AA, 83990594)
2310, 2600, 2610, 2810, 2910, 3000, 3600, 3900	24/71-24 (B1032)			24/73-24 (E7NN6051DA, 83961551, 82845222)		
3230, 3430, 3610, 3910, 3930, 4000 (6/69 ⇄), 4100, 4110, 4130, 4610, 4630	24/71-25 (B1033)			24/73-25 (E8NN6051AA, 83977022, 87800106, 87801653)		
4000 (⇄ 5/69)	24/71-23 (B1031)			24/73-23 (C7NN6051S, 81819541, 82845201)		

(A) With cylinder head gasket / *Con junta culata* **24/73-15** (E1ADDN6051C)
 (B) With cylinder head gasket / *Con junta culata* **24/73-16** (E1ADDN6051E)

C : With cylinder head gasket / *Con junta culata*
 D : Less cylinder head gasket / *Sin junta culata*

Part numbers are quoted for reference purposes only.
 Our parts and accessories are not original.

Las referencias originales tienen un propósito identificativo.
 Nuestras piezas no son originales.



"THE RELIABLE SERVICE"



ENGINE GASKET SETS
JUNTAS DE MOTOR

Fig.	2	3	4	5	6	7
Tractors Tractores	Top gasket set Juego de juntas superior		Bottom gaskets Juego inferior	Cyl. head gasket Junta culata	Rocker cover gasket Junta tapa de balancines	Sump gasket Juego de juntas cárter
	C	D				
5000 (⇄ 3/68) 5600, 5700 (⇄ 9/80) Alesage 4.2" bore	24/71-26 (B1034)			24/73-26 (D3NN6051F, 81844763, 82845203)		
5000 (4/68 ⇄) 5600, 5700 (10/80 ⇄) 4830, 5030, 5110, 5610, 5900, 6410, 6600, 6610, 6700, 6710, 6810, 7000, 7410, 7600, 7610, 7700, 7710	24/71-27 (B1035)	24/76-23 (CFPN6008C, 81813950, 82845206)	24/72-23 (CFPN6A008C, 81813951)		24/74-37 (C7NN6584C, 81817049)	24/75-23 (E9NN6710AB, 83999504, 87840324, 87802061)
5610S, 5640, 6610S, 6640, 6810S, 7010, 7610S, 7740, TS80, TS90, TS100, TS110	24/71-97 (B7197)	24/76-97 (FDPN6008A, 81878059)	24/72-97 (FDPN6A008A, 81878060)	24/73-27 (F1NN6051BA 81873577, 87800517)	24/74-97 (E5NN6584BD, 83976375)	
7810, 7910, 8210, 8530, TW5, TW10	24/71-68 (B7168)	24/76-68 (ECPN6008AA, 83933430, 82845226)	24/72-65 (ECPN6A008AA, 83933429, 82845214)	24/73-65 (E9NN6051AA, 83982125)	24/74-38 (D8NN6584AA, 83912957)	
7810S, 7840, 8010, 8240, 8340, TS115	24/71-98 (B7198)	24/76-98 (FDPN6008B, 81878061)	24/72-98 (FDPN6A008B, 81878062)		24/74-98 (E5HN6584AD, 83976376)	
8000, 8200, 8600	24/71-64 (B7164)	24/76-64 (CKPN6008A, 81820788, 82845210)	24/72-64 (CKPN6A008A, 81820789, 82845239)	24/73-98 (E9NN6051BA, 83982127, 87801752)	24/74-38 (D8NN6584AA, 83912957)	24/75-24 (E9NN6710DB, 83999506, 87840326, 87800945)
8160, 8260, TM115	24/71-104					
8360, 8560, TM125, TM135, TM150, TM165	24/71-105	24/76-104 (1930959)	24/72-104 (1930960)	24/73-99 (F2NN6051AC, 82850515, 87801753)	24/74-98 (E5HN6584AD, 83976376)	
8630, 8730, 8830, TW15, TW20, TW25, TW30, TW35	24/71-69 (B7169)	24/76-69 (ECPN6008BA, 83933431, 82845213)	24/72-65 (ECPN6A008AA, 83933429, 82845214)	24/73-65 (E9NN6051AA, 83982125)	24/74-38 (D8NN6584AA, 83912957)	
8670, 8770, 8870, 8970	24/71-99 (B7199)	24/76-99 (87790152)	24/72-99 (87790153)	24/73-99 (F2NN6051AC, 82850515, 87801753)	24/74-98 (E5HN6584AD, 83976376)	24/75-99 (F1NN6710AA, 81876942)
8700	24/71-65 (B7165)	24/76-64 (CKPN6008A, 81820788, 82845210)		24/73-65 (E9NN6051AA, 83982125)		
9000, 9200, 9600	24/71-66 (B7166)		24/72-64 (CKPN6A008A, 81820789, 82845239)	24/73-98 (E9NN6051BA, 83982127, 87801752)	24/74-38 (D8NN6584AA, 83912957)	24/75-24 (E9NN6710DB, 83999506, 87840326, 87800945)
9700	24/71-67 (B7167)	24/76-66 (DHPN6008A, 83910830)		24/73-65 (E9NN6051AA, 83982125)		

C : With cylinder head gasket / *Con junta culata*
D : Less cylinder head gasket / *Sin junta culata*

Part numbers are quoted for reference purposes only.
Our parts and accessories are not original.

Las referencias originales tienen un propósito identificativo.
Nuestras piezas no son originales.



bepco tractor parts

FORD (NEW HOLLAND)
(REPLACEMENT PARTS)

OIL PUMPS
BOMBAS DE ACEITE




Fig.	1	2	3	4
Tractors Tractores	Fig. Oil pump Bomba de aceite	Shaft & gear assy. Eje & engranaje	Rotor & shaft assy. Rotor & Eje	Intermediate shaft Eje intermedio
Major, Super Major	1-1 24/90-7 (528E6600, 81745498)			
Dexta, Super Dexta	1-2 24/90-8 (957E6600C, 81804347)	24/91-8 (2-1) (957E6649, 81804383)		
2000, 2310, 2600, 2610, 2810, 2910, 3000, 3230, 3430, 3600, 3630, 3910, 3930, 4000, 4100, 4110, 4130, 4600, 4610, 4630, 4830, 5000, 5110, 5600, 5610, 5700, 5900, 6600, 6700	1-3 24/90-9 (E1NN6600DD, 81873261)	24/91-9 (2-2) (E9NN6A820AA, 83984954, 87800008)	24/92-9 (D0NN6608B, 81823167) (4 fluted 4 Dientes)	24/93-9 (C7NN6A605A, 81817359)
5030, 6410, 6610, 6710, 6810, 7000, 7410, 7600, 7610, 7700, 7710	1-4 24/90-10 (E1NN6600CC, 83956421)			
5610S, 5640, 6610S, 6640, 6810S, 7010, 7610S, 7740, TS80, TS90, TS100, TS110	1-7 24/90-44 (E9NN6600AB, 81868537)			
7810, 9700	1-5 24/90-21 (E7NN6600AA, 83961087)	24/91-9 (2-2) (E9NN6A820AA, 83984954, 87800008)		24/93-9 (C7NN6A605A, 81817359)
7810S, 7840, 8010, 8160, 8240, 8340, 8360, 8560, 8670, 8770, 8870, 8970, TM115, TM125, TM135, TM150, TM165, TS115	1-7 24/90-45 (E9NN6600BB, 81868538)			
7910, 8210, 8530, 8630, 8730, 8830, TW5, TW10, TW15, TW20, TW25, TW30, TW35	1-6 24/90-22 (D8NN6600AJ, 83951804, 87840275)			
8000, 8200, 8600, 9000, 9200, 9600	1-5 24/90-19 (E2NN6600AC, 83956426)	24/91-9 (2-2) (E9NN6A820AA, 83984954, 87800008)		24/93-9 (C7NN6A605A, 81817359)
8700	24/90-20 E1NN6600BC, 83956423)			

Part numbers are quoted for reference purposes only.
Our parts and accessories are not original.

Las referencias originales tienen un propósito identificativo.
Nuestras piezas no son originales.



"THE RELIABLE SERVICE"



bepco tractor parts

FORD (NEW HOLLAND)
(REPLACEMENT PARTS)

LUBRIFICATION
TAPONES DE ACEITE



Fig.	1	2	3
Tractors Tractores	Oil filler cap Tapón aceite	Dipstick Varilla	Sump plug Tapón cárter
Major, Super Major	24/85-4 (E1ADKN6766, 81717845) 1-1	24/86-8 (957E6750, 81804460)	24/88-3 (957E6730B, 81710926)
Dexta, Super Dexta			
2000, 3000, 4000, 5000, 7000	24/85-5 (D0NN6766A, 81823295) 1-2	24/86-3 (C5NE6750D, 81811440)	24/88-5 (C9NN6730B, 81822147)
2310, 2600, 2610, 2810, 2910, 3600, 3610, 3900, 3910, 4100, 4110, 4600, 4610, 5110, 5600, 5610, 5700, 5900, 6410, 6600, 6610, 6700, 6710, 6810, 7410, 7600, 7610, 7700, 7710, 8000, 8200, 8600, 8700, 9000, 9200, 9600, 9700	24/85-6 (D5NN6N609A, 83907851) 1-3	24/86-4 (E9NN6750BA, 83982499, 87801534)	
3230, 3430, 3930, 4130, 4630, 4830, 5030, 5610S, 6610S, 6810S, 7010, 7610S, 7810, 7810S, 7910, 8010, 8210, 8530, 8630, 8730, 8830, TW5, TW10, TW15, TW20, TW25, TW30, TW35			
5640, 6640, 7740, 7840, 8160, 8240, 8260, 8340, 8360, 8560, 8670, 8770, 8870, 8970, TM115, TM125, TM135, TM150, TM165, TS80, TS90, TS100, TS110, TS115			

Part numbers are quoted for reference purposes only.
Our parts and accessories are not original.

Las referencias originales tienen un propósito identificativo.
Nuestras piezas no son originales.



"THE RELIABLE SERVICE"



bepco tractor parts

FORD (NEW HOLLAND)
(REPLACEMENT PARTS)

EXHAUST MANIFOLDS
COLECTORES DE ESCAPE




Fig.	1	2		3
Tractors Tractores	Manifold Colector	Exhaust manifold gasket Junta colector		Outlet gasket Junta de soporte
2000, 3000, 4000	24/65-8 (C5NE9430E, 81806041) 1-1	24/66-15 (C5NE9448A, 81806061)		
2310, 2600, 2610, 2810, 2910, 3230, 3430, 3600, 3610, 3910, 3930, 4100, 4110, 4130, 4600, 4610, 4630		24/66-15 (⇔ 10/89) (C5NE9448A, 81806061)	24/66-14 (11/89 ⇔) (E8NN9448AA, 83981486)	24/167-21 (E0NN5C250BA, 83926527)
4830, 5030, 5110, 5610, (2/83 ⇔) 6410, 6610, 6710		24/66-13 (⇔ 10/89) (C5NE9448B, 81806062)	24/66-17 (11/89 ⇔) (E8NN9448BA, 83983680)	24/167-20 (E2NN5C250AA, 83936215)
5000, 5900	24/65-9 (C5NE9430D, 81806040) 1-2	24/66-13 (C5NE9448B, 81806062)		
5600, 5700, 6600, 6700 5610 (⇔ 1/83)	24/65-17 (D3NN9430B, 81837151) 1-3			24/167-21 (E0NN5C250BA, 83926527)
5610S, 5640, 6610S, 6640, 6810S, 7010, 7810S, 7840, 8010, 8160, 8240, 8260, 8340, 8360, 8560, TM115, TS80, TS90, TS115 (Less turbo / Sin turbo)				24/167-20 (E2NN5C250AA, 83936215)
6810, 7000, 7600, 7610, 7700, 7710		24/66-13 (⇔ 10/89) (C5NE9448B, 81806062)	24/66-17 (11/89 ⇔) (E8NN9448BA, 83983680)	
7810				24/167-20 (E2NN5C250AA, 83936215)
7910, 8210, 8530, 8700, TW5, TW10		24/66-15 (⇔ 10/89) (C5NE9448A, 81806061)	24/66-14 (11/89 ⇔) (E8NN9448AA, 83981486)	24/167-19 (E2NN5C250BA, 83936214)
8000, 8200, 8600, 8630, 8730, 8830, 9000, 9200, 9600, 9700, TW15, TW20, TW25, TW30, TW35				

Part numbers are quoted for reference purposes only.
Our parts and accessories are not original.

Las referencias originales tienen un propósito identificativo.
Nuestras piezas no son originales.



"THE RELIABLE SERVICE"



bepco tractor parts

FORD (NEW HOLLAND)
(REPLACEMENT PARTS)

EXHAUST ELBOWS
CODOS DE ESCAPE



Fig.	1	2
Tractors Tractores	Exhaust elbow Codo escape	Gasket Junta de soporte
Major, Super Major	24/164-31 (E1ADKN9488, 81796352) 1-1	24/167-24 (E1ADKN9450B, 81712052)
Dexta, Super Dexta	24/164-32 (FD4) 1-2	24/167-22 (957E9446, 81718237)

WEATHER CAPS
TAPAS DE ESCAPE

Ref. Ref.	Pipe max. Ø Ø max. tubo		Ref. Ref.	Pipe max. Ø Ø max. tubo	
	Inches	Pulgadas		Inches	Pulgadas
70/2930-35 (251245, 83919481)	35	1 3/8	70/2930-76 (E0NN5N206AA17M, 83946845)	76	3
70/2930-38	38	1 1/2			
70/2930-45	45	1 3/4	70/2930-89 (E2NN5N206AA, 83935299)	89	3 1/2
70/2930-51 (E0NN5N206DA17M, 83946847)	51	2			
70/2930-57	57	2 1/4	70/2930-95	95	3 3/4
70/2930-64 (E0NN5N206BA17M, 83946846)	64	2 1/2	70/2930-102	102	4
			70/2930-108	108	4 1/4
70/2930-70	70	2 3/4	70/2930-114	114	4 1/2
			70/2930-127	127	5
			70/2930-152	152	6



EXHAUST CLAMPS
ABRAZADERAS



Ref. Ref.	Pipe max. Ø / Ø max. tubo		OEM
	Inches	Pulgadas	
70/2935-45	45	1 3/4	D6NN5252E, 83910874
70/2935-48	48	1 7/8	
70/2935-51	51	2	D6NN5252B, 83910871
70/2935-54	54	2 1/8	
70/2935-58	58	2 1/4	
70/2935-64	64	2 1/2	D6NN5252A, 83910870
70/2935-70	70	2 3/4	D6NN5252C, 83910872
70/2935-79	79	3 1/8	D8NN5252AA, 83913780
70/2935-92	92	3 5/8	D6NN5252D, 83910873

Part numbers are quoted for reference purposes only.
Our parts and accessories are not original.

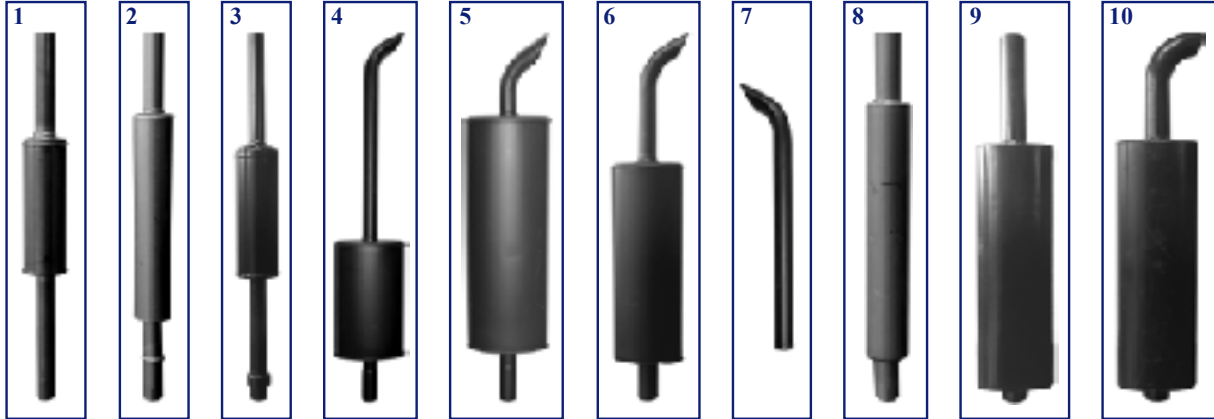
*Las referencias originales tienen un propósito identificativo.
Nuestras piezas no son originales.*




bepco tractor parts

FORD (NEW HOLLAND)
(REPLACEMENT PARTS)

SILENCERS
SILENCIOSOS



Tractors Tractores	Fig.	Silencer Silencioso	ØA	ØB	C	D	E	
Major, Super Major	1	24/165-3 E1ADDN5230A, 81717571	50	49	225	400	370	
Dexta, Super Dexta	2	24/165-4 957E5230D, 81717576	42	42	120	520	200	
2000, 3000, 4000, 5000, 5900	3	24/165-5 C7NN5230R, 81817063	52	47	350	400	395	
2310, 2600, 2610, 2810, 2910, 3230, 3430, 3600, 3610, 3900, 3910, 3930 4100, 4110, 4130, 4600, 4610, 4630 With cab / Con cabina	4	24/165-8 E4NN5230FA17M, 83949817	50	49	700	385	155	
4100, 4110, 4130, 4600, 4610, 4630 Less cab / Sin cabina 5600, 5700, 6600, 6700	5	24/165-10 E4NN5230GB, 83958580	50	49	220	655	160	
4830, 5030, 5610, 6410, 6610, 6710, 6810, 7000, 7410, 7600, 7610, 7700, 7710, 7810, 7910, 8210	6	24/165-12 E4NN5230DA17M, 83949814	60	60	460	545	140	
5610S (E), 5640, 6610S (E), 6640, 6810S (E), 7010 (E), 7610S (E), 7740, 7840, 8240, 8340, TS80, TS90, TS100, TS110	7	24/166-8 E9NN5C262AB17M, 81865363, 89806176, 82004294	Extension pipe Tubo extensión					
7000	8	24/165-113 D6NN5230V, 83910404	64	60	170	650	110	
8530, TW5, TW10	9	24/165-40 E4NN5230CA17M, 83949807	90	90	375	800	40	
8630, TW15, TW20	10	24/165-41 E4NN5230BA17M, 83949806	90	90	375	800	40	
TL70, TL80 Less cab / Sin cabina	11	24/165-104 5167695	60	60		460		
TL90, TL100 Less cab / Sin cabina	12	24/165-105 5169716	60	104		190		
TL90, TL100 With cab / Con cabina With self cleaning filter Con filtro auto limpiador	12	24/165-117 5169717						



(E) : Emissionized engine / Nueva norma anti-polución

Dimensiones en mm / Sizes in mm

Part numbers are quoted for reference purposes only.
Our parts and accessories are not original.

Las referencias originales tienen un propósito identificativo.
Nuestras piezas no son originales.



"THE RELIABLE SERVICE"



bepco tractor parts

FORD (NEW HOLLAND)
(REPLACEMENT PARTS)

INJECTOR NOZZLES
TOBERAS DE INYECTOR



Tractors Tractores	Inj. nozzle Tobera	OEM	Finis	CAV	
Major , Super Major (⇄ 4/57 & 8/58 ⇄)	24/117-13	E1ADDN993149A	81714498	BDLL150S6159	5620840
Major , Super Major (5/57 ⇄ 8/58) 2000, 2300, 3000, 5000 (⇄ 3/68) CAV	24/117-14	D0NN9E527A	81825598	BDLL150S6571	5621614
Dexta, Super Dexta	24/117-15	957E993149	81718678	BDLL110S6133	5611650
2000, 2300	24/117-17	C5NE9E527B	81806140	BDLL150S6443	5621330
2310, 2600, 2810	24/117-21	D4NN9E527E	83905776	BDLL150S6698	5621745
2610, 2910	24/117-28	E1NN9E527AA	83927749	BDLL150S6829CF	5621870
3000, 5000 (4/68 ⇄), 5900 (5/87 ⇄ 7/87)	24/117-19	C7NN9E527B	81834304	BDLL140S6422	5621251
3600, 3900, 4100 5600, 5700 (⇄ 9/80)	24/117-22	D4NN9E527A	83900058	BDLL150S6665	5621712
3610, 3910 5600, 5700 (10/80 ⇄)	24/117-25	D9NN9E527BA	83919131	BDLL150S6780CF	5621827
4000 5900 (⇄ 4/87)	24/117-18	C5NE9E527C	81813344	BDLL150S6476	5621517
4110, 5610 (⇄ 5/87), 7810, 7910	24/117-29	E1NN9E527BA	83927750	BDLL150S6828CF	5621869
4600	24/117-23	D4NN9E527B	83900061	BDLL150S6666	5621713
4610 6600, 6700 (⇄ 9/80)	24/117-30	D8NN9E527BB	83917472	BDLL150S6774CF	5621821
6600, 6700 (10/80 ⇄) 6610, 6710 (⇄ 7/87) 8000, 8200, 8210, 8530, 8600, 8630, 8700, TW5, TW10, TW15	24/117-26	D9NN9E527CA	83919132	BDLL150S6790CF	5621837
7000, 9000, 9200, 9600, 9700, TW20, TW30	24/117-20	C9NN9E527B	81821327	BDLL150S6552	5621595
7600, 7700 (⇄ 9/80)	24/117-24	D4NN9E527C	83900064	BDLL150S6667	5621714
7600, 7700 (10/80 ⇄) 7610, 7710 (⇄ 7/87) 8730, 8830, TW25, TW35	24/117-27	D9NN9E527AA	83919155	BDLL150S6781CF	5621828

Tractors Tractores	Fig.	1	2
		Washer Arandela	Seal Junta
2000, 2300, 2310, 2600, 2610, 2810, 2910, 3000, 3230, 3430, 3600, 3610, 3900, 3910, 3930, 4000, 4100, 4110, 4130, 4600, 4610, 4630, 5000, 5600, 5610, 5700, 6600, 6610, 6700, 6710, 7000, 7600, 7610, 7700, 7710, 7810, 7910, 8000, 8200, 8210, 8530, 8600, 8630, 8700, 8730, 8830, 9000, 9200, 9600, 9700, TW5, TW10, TW15, TW20, TW25, TW30, TW35		24/118-3 (C5NE9E529A, 81806142) x10	24/119-1 (C5NE9F596A, 81806277)
5610S, 5640, 6610S, 6640, 6810S, 7010, 7610S, 7740, 7810S, 7840, 8010, 8240, 8340, TS80, TS90, TS100, TS110, TS115		24/118-6 (F0NN9E529AB, 81873921) x10	

Part numbers are quoted for reference purposes only.
Our parts and accessories are not original.


Las referencias originales tienen un propósito identificativo.
Nuestras piezas no son originales.



bepco tractor parts

FORD (NEW HOLLAND)
(REPLACEMENT PARTS)

FUEL PUMPS
BOMBINES DE ALIMENTACIÓN



Tractors Tractores	Fig.	OEM	Pump Bombín	Repair kit Juego de reparación
Major, Super Major Petrol & VO engines <i>Motores gasolina</i>	1	E1ADKN9350B 81711943	24/100-11 (52 ⇄ 8/61)	24/101-11 (E41Z9, 81708068) (52 ⇄ 8/61)
	2	E1ADDN9350 81711941	24/100-12 (8/61 ⇄)	
Major, Super Major Diesel engines <i>Motores diesels</i>	3	590E9350 81711953	24/100-13 (54 ⇄ 4/62)	24/101-16 (693F9K340AA, 81458909)
	4	D8NN9350AB 83991467	24/100-16 (4/62 ⇄)	
Dexta, Super Dexta	5	957E9350B 81718195	24/100-15	24/101-15 (E157Z9, 81717183)
2610, 2810, 2910, 3230, 3430, 3610, 3910, 3930, 4110, 4130, 4610, 4630, 4830, 5030, 5110, 5610, 6410, 6610, 6710, 6810, 7410, 7610, 7710	6	81874144	24/100-43	
3000, 3600, 5000, 5110, 5610, 5900, 6410, 6600, 6610, 6700, 6710, 6810, 7000, 7410, 7600, 7610, 7700, 7710, 7810, 7910, 8000, 8200, 8210, 8530, 8600, 8630, 8700, 8730, 8830, 9000, 9200, 9600, 9700, TW5, TW10, TW15, TW20, TW25, TW30, TW35	4	D8NN9350AB 83991467	24/100-16	24/101-16 (693F9K340AA, 81458909)
8160, 8260, 8360, 8560	7	82006984	24/100-180	

HEATER PLUGS
CALENTADORES



Tractors Tractores	Heater plug Calentador
2000, 2600, 3000, 3600, 3900, 4000, 4600, 5000, 5600, 5700, 6600, 6700, 7000, 7600, 7700 2310, 2610, 3610, 4110, 4610, 5610, 6610, 6710, 7610, 7710 (⇄ 10/82)	24/60-4 (CSNE9A436A, 81806046)
2310, 2610, 3610, 4110, 4610, 5610, 6610, 6710, 7610, 7710 (11/82 ⇄) 2810, 2910, 3230, 3430, 3910, 3930, 4130, 4630, 4830, 5030, 5110, 5610S, 5640, 5900, 6410, 6610S, 6640, 6810, 6810S, 7010, 7410, 7610S, 7740, 7810, 7810S, 7840, 7910, 8010, 8160, 8210, 8260, 8340, 8360, 8560, TM115, TM125, TM135, TM150, TM165, TS80, TS90, TS100, TS110, TS115	24/60-11 (E1NN9A436AA, 83933675, 87800843)
8530, 8630, 8730, 8830 8670, 8770, 8870, 8970 (⇄ 9/97) TW5, TW15, TW25, TW35	24/60-12 (E5NN9A436AA, 83956253)

Part numbers are quoted for reference purposes only.
Our parts and accessories are not original.

Las referencias originales tienen un propósito identificativo.
Nuestras piezas no son originales.



"THE RELIABLE SERVICE"



bepco tractor parts

FORD (NEW HOLLAND)
(REPLACEMENT PARTS)

FUEL PARTS
ALIMENTACIÓN DE COMBUSTIBLE

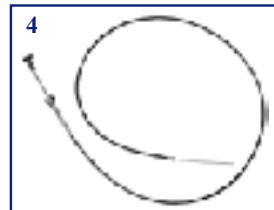
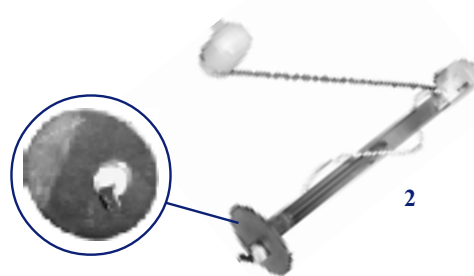


Fig.	1	2	3	4
Tractors Tractores	Fuel tap Grifo combustible	Filter Filtro	Fuel cap Tápon depósito	Stop cable Cable de paro
Major, Super Major	24/103-6 (E2NN9N024AA, 83935915)	24/104-2 (D9NN9N187AA, 83926538)	24/105-3 (E1ADDN9030, 81718153) 3-1	
Dexta, Super Dexta				
2000, 2310, 2600, 2610, 2810, 2910, 3000, 3230, 3430, 3600, 3610, 3910, 3930, 4000, 4100, 4110, 4130, 4600, 4610, 4630, 4830, 5000, 5030, 5110, 5600, 5610, 5700, 5900, 6410, 6600, 6610, 6700, 6710, 6810, 7000, 7410, 7600, 7610, 7700, 7710	24/103-6 (E2NN9N024AA, 83935915)	24/104-2 (D9NN9N187AA, 83926538)	24/105-4 (E7NN9030AA, 83961128) 3-2	24/107-1 (E5NN9C331EA, 83954545) 56" 1422mm
5610S, 6610S, 6810S, 7010, 7610S, 7810S, 8010				
7810, 7910, 8210, 8530, 8630, 8700, 8730, 8830, 9700, TW5, TW10, TW15, TW20, TW25, TW30, TW35				24/107-2 (E5NN9C331DB, 83960246) 63" 1600mm
8000, 8200, 8600, 9000, 9200, 9600				

FUEL TANK & SENDER UNIT
DESPÓSITOS Y AFORADORES



Tractors Tractores	Fig.	Fuel tank Depósito
2000, 2600, 3000, 3600, 3900, 4100 (A)	1-1	24/6099-4 (C5NN9002AC, 81817189)
2310, 2610, 2810, 2910, 3610, 3910, 4110 (⇔ 1/84) (A)		
5000 (B)	1-2	24/6099-5 (E3NN9002GB, 81873278)
5600, 5610, 5900, 6600, 6610, 7000, 7600, 7610 (A-C)		

Tractors Tractores	Fig.	Fuel sender unit Aforador
2000, 2600, 3000, 3600, 3900, 4000, 4100, 4600	2	24/172-4 (D8NN9A316KA, 83917492)
2310, 2610, 2810, 2910, 3610, 3910, 4110, 4610 (⇔ 1/84) (D)		
5000, 5600, 6600, 7000, 7600 5610, 6610, 7610 (⇔ 11/83) (D)		24/172-5 (D8NN9A316JA, 83917491)

- (A) Less cab / Sin cabina
- (B) In-line pump / Bombas en línea
- (C) Less auxiliary tank / Sin depósito auxiliar

(D) Ring type / Tipo en junta

Part numbers are quoted for reference purposes only.
Our parts and accessories are not original.


Las referencias originales tienen un propósito identificativo.
Nuestras piezas no son originales.



bepco tractor parts

FORD (NEW HOLLAND)
(REPLACEMENT PARTS)

WATER PUMPS & REPAIR KITS
BOMBAS DE AGUA Y JUEGO DE REPARACIÓN



Tractors Tractores	Fig.	OEM	Water pump Bomba de agua	Impeller Turbina	Repair kit Juego de reparación
Major, Super Major Ford Trader	1	E1ADKN8501B, 81711728	24/130-15 (B)		24/131-15 (E1ADKN8591, 81711772)
Ford Dorset	2	2701E8501C, 703F8501AAC, 85004985	24/130-74		24/131-74
Dexta, Super Dexta	3	957E8501B, 81718104	24/130-75 (D)		24/131-14 (E2169T9, 81844417)
2000, 2310, 2600, 2610, 2810, 2910, 3000, 3230, 3430, 3600, 3610, 3900, 3930, 4000, 4100, 4110, 4130, 4600, 4610, 4630, 5000, 5600, 5700, 6600, 6700, 7000, 7600, 7700 4830, 5030 5110, 5610, 5900, 6610, 6710, 6710, 7710 (⇔ 10/88)	4	DHPN8A513C, 83912465, EAPN8A513F, 83926002, FAPN8A513GG, 81863898, 82845215 D5NN8501E, 83905629, D8NN8501UC, 83943914, E6NN8501DC, 81872277, 87800115 E6NN8501HD, 81872278, 87800119 (8/87 ⇔ 10/88)	F G	89mm 104mm	(⇔ 12/74) 24/131-16 (DJPN8591A, 83914014) (1/75 ⇔ 3/81) 24/131-17 (DJPN8591B, 83914015) (⇔ 4/81) 24/131-18 (C) (EAPN8591C 83926011, EGPN8591DA, 83956729)
2310, 2600, 2610, 2810, 2910, 3600, 3610, 3900, 4100, 4110, 4600, 4610, 5600, 5700, 6600, 6700, 7600, 7700 5110, 5610, 5900, 6610, 6710, 7610, 7710 (⇔ 10/88) <i>With airco / Con aire acondicionado</i>	5	EAPN8A513E, 83926001, EGPN8A513CA, 83956722, FAPN8A513DD, 81863837, 87800109 D8NN8501TC, 83943913, E6NN8501CA, 83956717, E6NN8501CB, 81876233 E6NN8501GD, 81872285, 87800118 (8/87 ⇔ 10/88)	F G	104mm	24/131-20 (E-F) 24/130-177 (E-G)
5110, 5610, 5900, 6610, 6710, 7610, 7710 (11/88 ⇔) 5610S, 6410, 6610S, 6810, 6810S, 7010, 7610S <i>With viscous fans Con ventilador viscoso</i>	6	EJPN8A513EB, 83964038, FAPN8A513HH, 81863909, E7NN8501EB, 83964047, E7NN8501EE, 81872287, 87800122	F G	96mm	24/131-166 (D-F) 24/131-166 (EJPN8591EB, 83964036, FAPN8591DD, 81863983)
5110, 5610, 5900, 6610, 6710, 7610, 7710 (11/88 ⇔) 6410, 6810 <i>With viscous fans Con ventilador viscoso With airco / Con aire acondicionado</i>	7	EJPN8A513FB, 83964037, FAPN8A513AA, 81863830 E7NN8501FB, 83964046, E7NN8501FE, 81872289, 87800123	F G	96mm	24/131-167 (E-F) 24/131-167 (EJPN8591FB, 83964035 FAPN8591GG, 81864001)

Part numbers are quoted for reference purposes only.
Our parts and accessories are not original.


Las referencias originales tienen un propósito identificativo.
Nuestras piezas no son originales.



"THE RELIABLE SERVICE"



WATER PUMPS & REPAIR KITS
BOMBAS DE AGUA Y JUEGO DE REPARACIÓN



Tractors Tractores	Fig.	OEM	Water pump Bomba de agua	Impeller Turbina	Repair kit Juego de reparación	
5640, 6640 TS80, TS90	12	F0NN8501DC, 81869617, 87800714	24/130-92 (A)		24/131-92 (FBPN8591A, 81866488)	
7740, 7840, 8240, 8340 TS100, TS110, TS115		F0NN8501CC, 81869616, 87800712	24/130-93 (A)		24/131-93 (FBPN8591B, 81866491)	
7810, 7810S, 8010	9	EJPN8A513BA, 83961310, FAPN8A513CC, 81863835	24/130-37 (E-F) Pulley / Polea Ø 126mm	119mm	24/131-37 (C) (EJPN8591AA, 83961311)	
		E7NN8501CA, 83961135, E7NN8501CC, 81872290				F
7910, 8210, 8530, 8630, 8730, 8830, 8700, 9700 TW5, TW10, TW15, TW20, TW25, TW30, TW35	10	EAPN8A513G, 83926007, EGPN8A513BA, 83956957, FAPN8A513LL, 81863921	24/130-38 (D-F) Pulley / Polea Ø 144mm	119mm	24/131-36 (C) (EAPN8591B, 83923680, EAPN8591E, 83926013, EGPN8591AA, 83956956)	
		D8NN8501MC, 83943911, D8NN8501ME, 81868795, E6NN8501AC, 81872282 D8NN8501SD, 81868794 (8700, 9700)				F
8000, 8200, 8600	8	DHPN8A513B, 83912464	24/130-34 (D-F) Pulley / Polea Ø 114mm	104mm	24/131-17 (DJPN8591B, 83914015)	
		ECPN8501BA, 83932272				G
9000, 9200, 9600		DHPN8A513A, 83912463	24/130-35 (D-F) Pulley / Polea Ø 144mm			F
		ECPN8501AA, 83932271				G
8670, 8770, 8870, 8970	11	FDPN8A513A, 81878153	24/130-168 (G)		24/131-168 (87790240)	
		F2NN8501AA, 81876895, F3NN8501CA, 82850263, 87840703, 87800490, 87801873				F
TL70, TL80, TL90, TL100 TN55, TN55D, TN55S, TN65, TN65D, TN65S, TN70, TN75, TN75D, TN75S, TN65F, TN75F, TN90F	13	8013363, 99454833	24/130-138 (B)		24/131-138 (1940144)	

- (A) With pulley / *Con polea*
 (B) Without pulley / *Sin polea*
 (C) Cassette seal / *Estopada tipo cassette*
 (D) Single pulley / *Polea simple*


- (E) Double pulley / *Polea double*
 (F) Less rear housing / *Sin tapa trasera*
 (G) With rear housing / *Con tapa trasera*

Part numbers are quoted for reference purposes only.
Our parts and accessories are not original.

Las referencias originales tienen un propósito identificativo.
Nuestras piezas no son originales.



bepco tractor parts
FORD (NEW HOLLAND)
 (REPLACEMENT PARTS)

FAN BELTS
CORREAS DEL VENTILADOR


Tractors Tractores	Alternator Alternador	Water pump Bomba de agua	Fan Ventilador
Major, Super Major, Dexta, Super Dexta	24/144-7 (E1ADKN8620C, 81718146) (Dynamo / Dinamo)		
2000, 3000, 4000, 5000	24/144-8 (C9NN10C318B, 81827336, 80577240) (Dynamo / Dinamo)		
7000	24/144-9 (D4NN10C318A, 81845565) (Dynamo / Dinamo)		
2310, 2600, 2810, 2910, 3230, 3430, 3600, 3610, 3910, 3930, 4100, 4110, 4130, 4600, 4610, 4630, 5610S, 6610S, 6810S, 7010, 7610S, 7810S, 8010	24/144-10 (D3NN10C318C, 81836785, 87800127)		
2310, 2600, 2610, 2810, 2910, 3600, 3610, 3910, 4100, 4110, 4600, 4610 (With airco / Con aire acondicionado)	24/144-60 (710mm) (D6NN10C318A, 83908004, 86518903) (8/87 ⇄) 24/144-44 (800mm) (E4NN10C318AA, 83949803)	24/144-61 (D6NN8620A, 83910824, 80443634)	
4830, 5030, 5110, 5600, 5610, 5700, 6410, 6600, 6610, 6700, 6710 (Less airco / Sin aire acondicionado)	24/144-10 (1400mm) (D3NN10C318C, 81836785, 87800127) (8/87 ⇄) 24/144-64 (1418mm) (E7NN10C318BA, 83960838, 87800129)		
5110, 5600, 5610, 5700, 6410, 6600, 6610, 6700, 6710 (With airco / Con aire acondicionado)	24/144-62 (765mm) (D5NN10C318C, 83904815, 86514616) (10/85 ⇄) 24/144-44 (800mm) (E4NN10C318AA, 83949803)	24/144-61 (1168mm) (D6NN8620A, 83910824, 80443634) (A) 24/144-43 (1150mm) (E7NN8620AA, 83963768, 86514611)	
6810, 7410, 7600, 7610, 7700, 7710, 7810	24/144-58 (F0NN8620FA, 81865048, 82850751)		
5640, 6640, TS80, TS90, TS100 (Less airco / Sin aire acondicionado)	24/144-57 (F3NN8620AA, 81865047, 82850752)		
5640, 6640, 7740, 7840, 8240, 8340, TS90, TS100, TS110, TS115 (With airco / Con aire acondicionado)	24/144-56 (F0NN8620GA, 81865046, 82850750)		
7740, 7840, 8240, 8340, TS110, TS115 (Less airco / Sin aire acondicionado)	24/144-45 (1460mm) (D8NN10C318AA, 83912574, 89842660) (1/90 ⇄) 24/144-46 (1475mm) (E9NN10C318AB, 83990160, 89625879)		
7910, 8210, 8530, 8630, 8730, 8830, TW5, TW10, TW15, TW20, TW25, TW30, TW35	24/144-42 (D6NN8620B, 83910825)		
7910, 8210 (With airco / Con aire acondicionado)	24/144-10 (D3NN10C318C, 81836785, 87800127)		
8000, 8200, 8600	24/144-8 (1385mm) (C9NN10C318B, 81827336, 80577240) (Dynamo / Dinamo) 24/144-10 (1400mm) (D3NN10C318C, 81836785, 87800127) (Alternator / Alternador)	24/144-41 (2/73 ⇄) (D2NN8620A, 81827214)	
8700, 9700	24/144-42 (D6NN8620B, 83910825)		
9000, 9200, 9600	24/144-42 (D6NN8620B, 83910825)		
	24/144-8 (1385mm) (C9NN10C318B, 81827336, 80577240) (10/75 ⇄) 24/144-9 (1375mm) (D4NN10C318A, 81845565)	24/144-41 (D2NN8620A, 81827214)	

(A) For 7810 and 4 cyl. '10' series (11/88 ⇄) with high mount alternator
 Para 7810 y 4 cil. serie '10' (11/88 ⇄) con montaje superior del alternador

Part numbers are quoted for reference purposes only.
 Our parts and accessories are not original.

Las referencias originales tienen un propósito identificativo.
 Nuestras piezas no son originales.

FORD - 30


"THE RELIABLE SERVICE"


(Ed.1) 04/02

bepco tractor parts

FORD (NEW HOLLAND)
(REPLACEMENT PARTS)

RADIATOR FILLER HOSES
MANGUITOS DE LLENADO DE RADIADOR



Tractors Tractores	Radiator filler hose Manguito de radiador	Fig.
Major, Super Major	24/157-1 (E1ADKN8333, 81718097)	1
Dexta 3.144	24/157-2 (957E8333A, 81718098)	2
Super Dexta 3.152	24/157-3 (957E8333B, 81718101)	

BY-PASS HOSES
MANGUITOS RADIATOR - DERIVACIÓN

Dexta, Super Dexta



24/141-28
(E15CJ9, 81716947)
By pass hose
Manguito de derivación




24/142-28
(E5CJ9, 81716946)
Hose to motor
Manguito hacia motor

HOSE CLIPS
ABRAZADERA DE MANGUITOS

Ref. Ref.	OEM	Ø Adjustment / Ajuste		Ref. Ref.	OEM	Ø Adjustment / Ajuste	
		mm	Inch Pulgada			mm	Inch Pulgada
70/2940-012	83918826	9,5 - 12	3/8 - 1/2	70/2940-050	83901238	35 - 50	1 1/4 - 1 7/8
70/2940-020	83417056	13 - 20	1/2 - 3/4	70/2940-055	81811886	40 - 55	1 1/2 - 2 1/8
70/2940-030	83907685	22 - 30	7/8 - 1 1/8	70/2940-060	83989821	45 - 60	1 3/4 - 2 3/8
70/2940-035	81809765	25 - 35	1 - 1 3/8	70/2940-080	83408348	60 - 80	2 3/8 - 3 1/8
70/2940-040	81820702	30 - 40	1 1/8 - 1 5/8	70/2940-100	83408347	85 - 100	3 1/4 - 4



FAN BLADES
VENTILADORES



Tractors Tractores	Steel Acero	Fig.	Plastic Plastico	Fig.
2000, 2310, 2600, 2610, 2810, 2910, 3000, 3230, 3430, 3600, 3610, 3900, 3910, 3930, 4000, 4100, 4110, 4130, 4600, 4610, 4630	24/145-1 (D9NN8600AA, 83918898) 6 Blades / Palas 406mm / 16"	1	24/145-14 8 Blades / Palas 406mm / 16"	3
4830, 5000, 5030, 5110, 5600, 5610, 5700, 5900, 6410, 6600, 6610, 6700, 6710, 6810, 7000, 7410, 7600, 7610, 7700, 7710	24/145-2 (D3NN8600A, 81829494) 7 Blades / Palas 430mm / 17"	2		

Part numbers are quoted for reference purposes only.
Our parts and accessories are not original.


Las referencias originales tienen un propósito identificativo.
Nuestras piezas no son originales.



bepco tractor parts

FORD (NEW HOLLAND)
(REPLACEMENT PARTS)

RADIATOR HOSES
MAGUITOS DE RADIADOR



Tractors Tractores	Top hose Manguito superior	Fig.	Bottom hose Manguito inferiore	Fig.
Major, Super Major	24/153-12 (E1ADKN8260, 81718084)	1	24/154-12 (E1ADDN8286, 81718086)	2
Dexta 3.144	24/153-13 (957E8260A, 81718085)	3	24/154-13 (957E8286, 81718088)	4
Super Dexta 3.152	24/153-14 (957E8260B, 81805632)	5		
2000, 2310, 2600, 2610, 2810, 2910, 3000, 3600, 3610, 3900, 3910, 4000, 4100, 4110, 4600, 4610	24/153-15 (D5NN8260D, 83907414)	6	24/154-14 (C5NN8286B, 81805637)	7
3230, 3430, 3930, 4130, 4630, 4830, 5030				
5000, 5600, 6600, 7000, 7600	24/153-15 (D5NN8260D, 83907414)	6	24/154-15 (C5NN8286C, 81805638)	8
5110, 5610, 5900, 6610 (⇄ 7/87) (Less airco / Sin aire acondicionado)			24/154-93 (D5NN8286F, 83907879)	9
5110, 5610, 5900, 6610 (⇄ 7/87) (With airco / Con aire acondicionado)				
7610 (⇄ 7/87)				
5110, 5610, 5900, 6610, 7610 (8/87 ⇄) 5610S, 6410, 6610S, 6810, 6810S, 7010, 7410, 7610S	24/153-71 (E6NN8260CA, 83959443)	10		
5640, 6640, 7740, TS80, TS90, TS100, TS110, TS115	24/153-93 (F0NN8260CA, 81862934)	11	24/154-92 (F0NN8286AB, 81868754)	12
5700, 6700, 6710, 7710 (⇄ 7/87) (Less airco / Sin aire acondicionado)	24/153-72 (D5NN8260C, 83905554)	13	24/154-94 (D6NN8286B, 83909073)	14
5700, 6700 (With airco / Con aire acondicionado)			24/154-56 (E8NN8286BA, 81866410)	15
7700 (Less airco / Sin aire acondicionado)				

Part numbers are quoted for reference purposes only.
Our parts and accessories are not original.

Las referencias originales tienen un propósito identificativo.
Nuestras piezas no son originales.




"THE RELIABLE SERVICE"



bepco tractor parts

FORD (NEW HOLLAND)
(REPLACEMENT PARTS)

RADIATOR HOSES
MAGUITOS DE RADIADOR



Tractors Tractores	Top hose Manguito superior	Fig.	Bottom hose Manguito inferior	Fig.
6710, 7700 7710 (⇨ 7/87) (Less airco / Sin aire acondicionado)	24/153-73 (D4NN8260C, 83905570)	16	24/154-56 (E8NN8286BA, 81866410)	15
7710 (8/87 ⇨) (Less airco / Sin aire acondicionado)	24/153-74 (E6NN8260BA, 83959442)	17	24/154-94 (D6NN8286B, 83909073)	18
7710 (8/87 ⇨) (Less airco / Sin aire acondicionado)	24/153-75 (E6NN8260AA, 83959446)	19	24/154-56 (E8NN8286BA, 81866410)	15
7810, 7810S, 8010	24/153-55 (E7NN8260AA, 83961073)	20	24/154-55 (E7NN8286AA, 83961071)	21
7840, 8240, 8340	24/153-92 (F0NN8260DA, 81862935)	22	24/154-92 (F0NN8286AB, 81868754)	12
7910, 8210	24/153-56 (E0NN8260AA, 83929875)	23		
8000, 8200, 8600	24/153-51 (D2NN8260B, 81846954)	24	24/154-51 (C7NN8286A, 81820455)	25
8530, 8630, 8730, 8830, TW5, TW15, TW25, TW35	24/153-57 (E3NN8333AA, 83934898)	26		
8700, 9700	24/153-53 (D8NN8260CA, 83914013)	27	24/154-53 (D6NN8286C, 83909226)	28
9000, 9200, 9600	24/153-52 (D2NN8260C, 81846955)	29	24/154-52 (C9NN8286A, 81826239)	30
TW10, TW20, TW30	24/153-54 (D8NN8260BB, 83918850)	31		

Part numbers are quoted for reference purposes only.
Our parts and accessories are not original.

Las referencias originales tienen un propósito identificativo.
Nuestras piezas no son originales.

(Ed.1) 04/02



"THE RELIABLE SERVICE"



FORD - 33

bepco tractor parts

FORD (NEW HOLLAND)
(REPLACEMENT PARTS)

THERMOSTATS
TERMOSTATOS



Tractors Tractores	74°C - 168°F	78°C - 172°F	82°C - 180°F	88°C - 188°F	Junta Gasket
Major, Super Major		(4/57 ⇄) 24/143-8 (D8NN8575CA, 83916917)		(⇄ 4/57) 24/143-6 (691F8575AA, 81452357)	24/147-7 (E1ADKN8587, 81711768)
Dexta, Super Dexta	24/143-7 (D8NN8575AA, 83913835)	24/143-8 (D8NN8575CA, 83916917)	24/143-29 (E0NN8575AA, 83931532) (Short / Corto)	24/143-9 (D8NN8575BA, 83916916)	24/147-2 (C2DE8255A, 81805624)
2000, 2600, 3000, 3600, 4000, 4100, 4600, 5000, 5600, 5700, 6600, 6700, 7000, 7600, 7700, 8000, 8200, 8600, 8700, 9000, 9200, 9600, 9700					
2310, 2610, 2810, 2910, 3610, 3910, 4110, 4610, 5110, 5610, 5900, 6410, 6610, 6710, 6810, 7410, 7610, 7710					
3230, 3430, 3930, 4130, 4630, 4830, 5030					
5610S, 6610S, 6810S, 7010, 7610S, 7810S					
5640, 6640, 7740, 7840, 8240, 8340, TS80, TS90, TS100, TS110, TS115					
7810, 7910, 8010, 8160, 8210, 8260, 8360, 8530, 8560, 8630, 8670, 8730, 8770, 8830, 8870, 8970, TM115, TM125, TM135, TM150, TM165, TW5, TW10, TW15, TW20, TW25, TW30, TW35					
			24/143-19 (D8NN8575FB, 83916340, 87800842) (Long / Largo)	24/147-8 (E9NN8255AA, 83999978)	24/147-9 (D8NN8255AA, 83912930)

THERMOSTAT HOLDER
CARCASA DE TERMOSTATO

2000, 2300, 2310, 2600, 2610, 2810, 2910, 3000, 3230, 3430, 3600, 3610, 3900, 3910, 3930, 4000, 4100, 4110,
4130, 4600, 4610, 4630, 5000, 5600, 5700, 6600, 6700, 7000, 7600, 7700, 8000, 8200, 8600

5110, 5610, 6610, 6710, 7610, 7710 (⇄ 7/87)

24/146-2
(C7NN8594A,
81817129)



Part numbers are quoted for reference purposes only.
Our parts and accessories are not original.

Las referencias originales tienen un propósito identificativo.
Nuestras piezas no son originales.




"THE RELIABLE SERVICE"



bepco tractor parts

FORD (NEW HOLLAND)
(REPLACEMENT PARTS)

**RADIATORS
RADIADORES**



Tractors Tractores	Fig.	Radiator Radiador
2000, 2310, 2600, 2610, 2810, 2910, 3000, 3600, 3610, 3900, 3910, 4000, 4100, 4110, 4600, 4610 5600, 6600 Tropical	1	24/150-43 (A) (E0NN8005MD15M, 81875325)
5000, 5600, 6600	2	24/150-45 (A) (C7NN8005L, 81817280)
4000, 4100, 4110, 5000, 5110, 5610, 6410, 6610, 7000, 7410, 7610	3	24/150-46 (B) (E0NN8005GC15M, 83993346, 81829492)

(A) Without cooler / Sin refrigerador de aceite

(B) With cooler / Con refrigerador de aceite

**RADIATOR CAPS AND TAPS
TAPONES Y GRIFOS DE RADIADOR**



Fig.	1			2	
	Radiator cap / Tapón radiador			Drain tap radiator Grifo de radiador	Drain tap cyl. block Grifo del bloque
Tractors Tractores	No spring Sin muelle	7 lbs	13 lbs		
Major, Super Major, Dexta, Super Dexta	24/151-4 (528E8100A, 81711548)	24/151-5 (E62A8100A, 81711544)			
2000, 2310, 2600, 2610, 2810, 2910, 3000, 3600, 3610, 3900, 3910, 4000, 4100, 4110, 4600, 4610, 5000, 5110, 5600, 5610, 5700, 5900, 6410, 6600, 6610, 6700, 6710, 6810, 7000, 7410, 7600, 7610, 7700, 7710, 8000, 8200, 8600, 8700, 9000, 9200, 9600, 9700, TW10, TW20, TW30		24/151-6 (2400E8100A, E2NN8100AA, 81747955, 83935904, 80076896)	24/151-7 (E2NN8100BA, 83935905)	24/55-4 (C5NN8115B, 81465471)	24/55-4 (C5NN8115B, 81465471)
3230, 3430, 3930, 4130, 4630, 4830, 5030					
5640, 6640, 7740, 7810, 7840, 8240, 8340, 8670, 8770, 8870, 8970, TS80, TS90, TS100, TS110, TS115			24/151-23 (E5TH8100AA, 83957211)		
5610S, 6610S, 6810S, 7010, 7610S, 7810S, 8010					
7910, 8210, 8530, 8630, 8730, 8830, TW5, TW15, TW25, TW35			24/151-7 (E2NN8100BA, 83935905)	24/55-4 (C5NN8115B, 81465471)	24/55-4 (C5NN8115B, 81465471)

Part numbers are quoted for reference purposes only.
Our parts and accessories are not original.


Las referencias originales tienen un propósito identificativo.
Nuestras piezas no son originales.



bepco tractor parts

FORD (NEW HOLLAND)
(REPLACEMENT PARTS)

FILTERS
FILTROS



Tractors Tractores	1 Air / Aire		2 Oil Aceite	3 Fuel Combustible	4 Hydraulic Hidráulico
	Out. / Ext.	Inn. / Int.			
Dexta, Super Dexta Major, Super Major (12/58 ⇄)			60/96-2 (957E6731A, 81718968)	60/111-8 (E1ADDN99162B, 81715762)	
Major (1952 ⇄ 1/1956)			60/96-3 (E1ADKN6731A, 81715758)	60/111-1 (E110Z9, 81715763)	
Major (1956 ⇄ 12/1958)			60/96-5 (E1ADKN18662B, 81715761)	60/111-8 (E1ADDN99162B, 81715762)	
2000, 3000, 3500, 4000			60/96-7 (DDPN6731A, 81837145) (⇄ 10/69) (Cartridge Cartucho) 60/97-4 (E8NN6714AA, 83963906, 87800068) (11/69 ⇄) (Spin on / Muelle)	60/111-9 (EDPN9N074AA, 83937061) or / o 60/111-3 (EDPN9N074AA, 83937061) (Repl. / Reem. CAV 296)	60/641-14 (D8NNF933AC, 83958902, 86546610) 60/240-21 (C5NNN832B, 81802002) Transmission Transmisión 60/97-36 (C5NN6714B, 81814346, 86546606) Power steering Dirección asistida 60/574-20 (C7NN3N538A, 81816823) (⇄ 09/68) Ht.A: 86mm 60/574-16 (C7NN3N538B, 81818748) (10/68 ⇄) Ht.A: 35mm
2310, 2610, 2810, 2910, 3610, 3910, 4110, 4610	60/161-5 (D6NN9601B, 83908365)	60/162-5 (D6NN9R500B, 83908360)	60/97-4 (E8NN6714AA, 83963906, 87800068)		60/641-2 (D8NNB486AA, 83912298) Transmission Transmisión 60/641-1 (D6NNB486A, 83912256) Power steering Dirección asistida 60/574-6 (EDPN3K758A, 83936985)
2600, 3600, 3900, 4100, 4600	60/161-4 (D6NN9601A, 83908364)	60/162-4 (D6NN9R500A, 83908367)			

Part numbers are quoted for reference purposes only.
Our parts and accessories are not original.

Las referencias originales tienen un propósito identificativo.
Nuestras piezas no son originales.



"THE RELIABLE SERVICE"



bepco tractor parts
FORD (NEW HOLLAND)
 (REPLACEMENT PARTS)

Tractors Tractores	1 Air / Aire		2 Oil Aceite	3 Fuel Combustible	4 Hydraulic Hidráulico
	Out. / Ext.	Inn. / Int.			
3230, 3430, 3930, 4130, 4630	60/161-5 (D6NN9601B, 83908365)	60/162-5 (D6NN9R500B, 83908360)	60/97-4 (E8NN6714AA, 83963906, 87800068)		60/641-2 (D8NNB486AA, 83912298)
4830, 5030			60/97-2 (E8NN6714BA, 83963907, 87800083)		Transmission Transmisión 60/641-1 (D6NNB486A, 83912256)
5000, 6000			60/96-7 (DDPN6731A, 81837145) (Cartridge Cartucho) (⇔ 10/69)		60/111-9 (EDPN9N074AA, 83937061) or / o 60/240-20 (C5NINN832C, 81802003) Ht./ Al. : 100mm (Cartridge / Cartucho) or / o 60/240-21 (C5NINN832B, 81802002) Ht./ Al. : 70mm (Cartridge / Cartucho)
7000	60/161-6 (E9NN9601AA, 81866927)	60/162-6 (D1NN9R500A, 81823932)	60/97-4 (E8NN6714AA, 83963906, 87800068) (Spin on / Roscado) (11/69 ⇔)	60/111-3 (EDPN9N074AA, 83937061) (Repl. CAV 296)	Transmission Transmisión 60/97-36 (C5NN6714B, 81814346, 86546606) Power steering Dirección asistida 60/574-20 (C7NN3N538A, 81816823) Ht./ Al. : 86mm (65 ⇔ 09/68) 60/574-16 (C7NN3N538B, 81818748) Ht./ Al. : 35mm (10/68 ⇔ 09/75)
5110	60/161-5 (D6NN9601B, 83908365)	60/162-5 (D6NN9R500B, 83908360)	60/97-4 (E8NN6714AA, 83963906, 87800068) (Spin on / Roscado)		60/641-2 (D8NNB486AA, 83912298) Transmission Transmisión 60/641-1 (D6NNB486A, 83912256)
5530, 6530	60/161-7 (1909139) Ht./ Al.: 286mm	60/162-16 (1930730)			Power steering Dirección asistida 60/574-6 (EDPN3K758A, 83936985)

Part numbers are quoted for reference purposes only.
Our parts and accessories are not original.

Las referencias originales tienen un propósito identificativo.
Nuestras piezas no son originales.

(Ed.1) 04/02


"THE RELIABLE SERVICE"


FORD - 37

bepco tractor parts
FORD (NEW HOLLAND)
 (REPLACEMENT PARTS)

Tractors Tractores	1		2	3	4
	Air / Aire		Oil Aceite	Fuel Combustible	Hydraulic Hidráulico
	Out. / Ext.	Inn. / Int.			
5600, 5700	60/161-6 (E9NN9601AA, 81866927) Ht./ Al.: 386mm (↔ 3/76)	60/162-6 (D1NN9R500A, 81823932)	60/97-4 (E8NN6714AA, 83963906, 87800068)	60/111-9 (EDPN9N074AA, 83937061) or / o 60/111-3 (EDPN9N074AA, 83937061) (Repl. / Reem. CAV 296)	60/641-1 (D6NNB486A, 83912256) (On frame En chasis) or / o 60/641-2 (D8NNB486AA, 83912298) (On engine En motor)
	60/161-5 (D6NN9601B, 83908365) Ht./ Al.: 373mm (4/76 ↔)	60/162-5 (D6NN9R500B, 83908360)			
5610	60/161-5 (D6NN9601B, 83908365)	60/162-5 (D6NN9R500B, 83908360)			Power steering Dirección asistida 60/574-6 (EDPN3K758A, 83936985)
5610S, 6610S, 6810S, 7010, 7610S, 7810S, 8010 (A)	60/161-6 (E9NN9601AA, 81866927)	60/162-6 (D1NN9R500A, 81823932)	60/97-15 (F2NN6714AB, 81879134)	60/111-25 (F0NN9176BA, 81866615, 87840509, 87800220) (Repl. / Reem. CAV 496)	
5640, 6640, 7740 (A)	60/161-114 (E9NN9B618BA, 81863008, 82003726, 82008600)	60/162-114 (E9NN9R500AB, 81869555, 82003739, 82008601)			
6410, 6810	60/161-6 (E9NN9601AA, 81866927)	60/162-6 (D1NN9R500A, 81823932)	60/97-2 (E8NN6714BA, 83963907, 87800083)		60/641-1 (D6NNB486A, 83912256) (On frame En chasis)
6600, 6700	60/161-5 (D6NN9601B, 83908365) Ht./ Al.: 373mm (↔ 9/80)	60/162-5 (D6NN9R500B, 83908360)	60/97-4 (E8NN6714AA, 83963906, 87800068)	60/111-9 (EDPN9N074AA, 83937061) or / o 60/111-3 (EDPN9N074AA, 83937061) (Repl. / Reem. CAV 296)	or / o 60/641-2 (D8NNB486AA, 83912298) (On engine En motor)
	60/161-6 (E9NN9601AA, 81866927) Ht./ Al.: 386mm (10/80 ↔)	60/162-6 (D1NN9R500A, 81823932)			
6610, 6710	60/161-6 (E9NN9601AA, 81866927)	60/162-6 (D1NN9R500A, 81823932)			Power steering Dirección asistida 60/574-6 (EDPN3K758A, 83936985)
7530			60/97-14 (E7NN6714CA, 83960879, 86546616) (Spin on / Roscado) Thread / Rosca 1"		

 (A) Water and hydraulic filters : see page 42-43 / *Filtros de agua y hidráulico : ver páginas 42-43*

 Part numbers are quoted for reference purposes only.
 Our parts and accessories are not original.

 Las referencias originales tienen un propósito identificativo.
 Nuestras piezas no son originales.

"THE RELIABLE SERVICE"


bepco tractor parts
FORD (NEW HOLLAND)
 (REPLACEMENT PARTS)

Tractors Tractores	1		2	3	4
	Air / Aire		Oil Aceite	Fuel Combustible	Hydraulic Hidráulico
	Out. / Ext.	Inn. / Int.			
7600, 7700 7610, 7710 Serie / Serie II			60/97-2 (E8NN6714BA, 83963907, 87800083)	60/111-9 (EDPN9N074AA, 83937061) or / o 60/111-3 (EDPN9N074AA, 83937061) (Repl. / Reem. CAV 296)	60/641-1 (D6NNB486A, 83912256) (On frame En chasis) ou / or 60/641-2 (D8NNB486AA, 83912298) (On engine En motor) Transmission Transmisión 60/97-36 (C5NN6714B, 81814346, 86546606) Power steering Dirección asistida 60/574-6 (EDPN3K758A, 83936985)
	60/161-6 (E9NN9601AA, 81866927)	60/162-6 (D1NN9R500A, 81823932)			
7810, 7910, 8210			60/97-13 (E7NN6714BB, 83986170, 86546615)	60/111-4 (D8NN9176AA, 83917626) (Repl. / Reem. CAV 796)	60/641-1 (D6NNB486A, 83912256) (On frame En chasis) ou / or 60/641-2 (D8NNB486AA, 83912298) (On engine En motor) Power steering Dirección asistida 60/574-6 (EDPN3K758A, 83936985)
7840, 8240, 8340 (A)	60/161-114 (E9NN9B618BA, 81863008, 82003726, 82008600)	60/162-114 (E9NN9R500AB, 81869555, 82003739, 82008601)	60/97-15 (F2NN6714AB, 81879134)	60/111-25 (F0NN9176BA, 81866615, 87840509, 87800220) (Repl. / Reem. CAV 496)	Power steering Dirección asistida 60/641-8 (F0NN3N976AA, 81869132)

(A) Water and hydraulic filters : see page 42-43 / Filtros de agua y hidráulico : ver páginas 42-43

Part numbers are quoted for reference purposes only.
Our parts and accessories are not original.

Las referencias originales tienen un propósito identificativo.
Nuestras piezas no son originales.

(Ed.1) 04/02



"THE RELIABLE SERVICE"



FORD - 39

bepco tractor parts
FORD (NEW HOLLAND)
 (REPLACEMENT PARTS)

Tractors Tractores	1		2	3	4
	Air / Aire		Oil Aceite	Fuel Combustible	Hydraulic Hidráulico
	Out. / Ext.	Inn. / Int.			
8000, 8200, 8600, 8700	60/161-6 (E9NN9601AA, 81866927) (8/72 ⇄)	60/162-6 (D1NN9R500A, 81823932) (8/72 ⇄)	60/96-7 (DDPN6731A, 81837145) (Cartridge Cartucho)	60/111-9 (EDPN9N074AA, 83937061) or / o 60/111-3 (EDPN9N074AA, 83937061) (Repl. / Reem. CAV 296)	60/641-14 (D8NNF933AC, 83958902, 86546610) Power steering Dirección asistida (⇄ 2/73) 60/574-20 (C7NN3N538A, 81816823) (3/73 ⇄) 60/574-6 (EDPN3K758A, 83936985)
8160, 8260 (A)	60/161-114 (E9NN9B618BA, 81863008, 82003726, 82008600)	60/162-114 (E9NN9R500AB, 81869555, 82003739, 82008601)	60/97-15 (F2NN6714AB, 81879134)	60/111-92 (87840590) + 60/111-91 (87840591) Fuel / Water Combustible / Agua	60/240-72 (1930882) Ht./ Al.: 222mm (Cartridge Cartucho)
8360, 8560 (A)	60/161-115 (82008606)	60/162-115 (82008607)			
8530	60/161-6 (E9NN9601AA, 81866927)	60/162-6 (D1NN9R500A, 81823932)	60/97-13 (E7NN6714BB, 83986170, 86546615)	60/111-4 (D8NN9176AA, 83917626) (Repl. / Reem. CAV 796)	60/641-2 (D8NNB486AA, 83912298) (On engine En motor)
8630	60/161-28 (E6NN9B618BB, 81866999)	60/162-28 (E6NN9R500FB, 81866982)			Transmission Transmisión 60/641-14 (D8NNF933AC, 83958902,86546610) Ht./ Al.: 166mm Thread / Rosca 1"
8730	60/161-29 (D8NN9B618AA, 83913766)	60/162-29 (D8NN9R500AA, 83913764)			or / o 60/641-15 (D8NNM903EB, 81868072) Ht./ Al.: 220mm Thread / Rosca 1 1/2"
8830			60/97-14 (E7NN6714CA, 83960879, 86546616) (Spin on / Roscado) Thread / Rosca 1"	Power steering Dirección asistida 60/574-6 (EDPN3K758A, 83936985)	
8670, 8770, 8870, 8970 (A)	60/161-56 (89846494)	60/162-56 (89846495)	60/97-15 (F2NN6714AB, 81879134)	60/111-60 (87840136)	

(A) Water and hydraulic filters : see page 42-43 / Filtros de agua y hidráulico : ver páginas 42-43

Part numbers are quoted for reference purposes only.
Our parts and accessories are not original.

Las referencias originales tienen un propósito identificativo.
Nuestras piezas no son originales.



"THE RELIABLE SERVICE"




bepco tractor parts

FORD (NEW HOLLAND)
(REPLACEMENT PARTS)

Tractors Tractores	1 Air / Aire		2 Oil Aceite	3 Fuel Combustible	4 Hydraulic Hidráulico
	Out. / Ext.	Inn. / Int.			
9000, 9200, 9700, 9600, 9700	60/161-28 (E6NN9B618BB, 81866999) (8/76 ⇄)	60/162-28 (E6NN9R500FB, 81866982) (8/76 ⇄)	60/96-7 (DDPN6731A, 81837145) (Cartridge Cartucho)	60/111-9 (EDPN9N074AA, 83937061) or / o 60/111-3 (EDPN9N074AA, 83937061) (Repl. CAV 296)	60/641-14 (D8NNE933AC, 83958902,86546610) Power steering Dirección asistida (⇄ 2/73) 60/574-20 (C7NN3N538A, 81816823) (3/73 ⇄) 60/574-6 (EDPN3K758A, 83936985)
9030	60/161-41 (V103344, 83973257, 89673102)	60/162-41 (V90183, 83977507, 80375272)	60/97-14 (E7NN6714CA, 83960879,86546616) (Spin on / Roscado)	60/111-4 (D8NN9176AA, 83917626) (Repl. CAV 796)	
TM115 (A)	60/161-114 (E9NN9B618BA, 81863008, 82003726, 82008600)	60/162-114 (E9NN9R500AB, 81869555, 82003739, 82008601)	60/97-15 (F2NN6714AB, 81879134, 81878046)	60/111-92 (87840590)	60/240-72 (1930882) Ht./Al : 222mm (Cartridge Cartucho)
TM125 (A)					
TM135, TM150, TM165 (A)					
TS80, TS90, TS100, TS110 (A)					
TS115 (A)					
TN55/D/S, TN65/D/F/S, TN70, TN75/D/F/S, TN90F	60/161-143 (1930587)	60/162-143 (1930588)	60/97-24 (1931018, 99449094)	60/111-25 (87800220, 1930010)	
TL70, TL80, TL90, TL100			60/97-38 (4730587, 80749513, 98432642, 920009250, 1909102)		60/240-12 (1930986) 60/574-18 (1909143) Power steering Dirección asistida

(A) Water and hydraulic filters : see page 42-43 / *Filtros de agua y hidráulico : ver páginas 42-43*

FUEL FILTER BOWLS
VASO DE CRISTAL DEL FILTRO



60/112-2 - Glass bowl / *Vaso de cristal*

60/112-6 - Aluminium bowl / *Vaso de aluminio*

Type CAV tipo

Part numbers are quoted for reference purposes only.
Our parts and accessories are not original.

Las referencias originales tienen un propósito identificativo.
Nuestras piezas no son originales.



bepco tractor parts

FORD (NEW HOLLAND)
(REPLACEMENT PARTS)

Tractors Tractores	1		2	3	4
	Air / Aire		Oil Aceite	Fuel Combustible	Hydraulic Hidráulico
	Out. / Ext.	Inn. / Int.			
TW5, TW10	60/161-6 (E9NN9601AA, 81866927)	60/162-6 (D1NN9R500A, 81823932)	60/97-13 (E7NN6714BB, 83986170, 86546615)	60/111-4 (D8NN9176AA, 83917626) (Repl. / Reem. CAV 796)	60/641-2 (D8NNB486AA, 83912298) (On engine <i>En motor</i>)
TW15, TW20	60/161-28 (E6NN9B618BB, 81866999)	60/162-28 (E6NN9R500FB, 81866982)			60/641-14 (D8NNF933AC, 83958902, 86546610) Ht./ Al : 166mm Thread / Rosca 1"
TW25	60/161-29 (D8NN9B618AA, 83913766)	60/162-29 (D8NN9R500AA, 83913764)			ou / or
TW30, TW35			60/641-15 (D8NNM903EB, 81868072) Ht./ Al : 220mm Thread / Rosca 1 1/2"		
			60/97-14 (E7NN6714CA, 83960879, 86546616) (Spin on / Roscado) Thread / Rosca 1"		Power steering <i>Dirección asistida</i> 60/574-6 (EDPN3K758A, 83936985)

DIVERSE HYDRAULIC FILTERS
FILTROS HIDRÁULICOS DIVERSOS

5610S, 5640, 6610S, 6640, 6810S, 7010, 7610S, 7740, 7840, 8010, 8160, 8240, 8260, 8340, 8360, 8560, 8670, 8770, 8870, 8970, TS80, TS90, TS100, TS110, TS115, TM115, TM125, TM135, TM150, TM165

Application	OEM	Ref. Ref.	Ht. AL.	Thread-Rosca
Tandem	F0NNB486BB, 81865736, 82005016	60/641-5	243mm	1 3/4 "
CCLS / Centro cerrado & sensor de carga	F0NNB486BB, 81865736, 82005016	60/641-5		
Auxiliary 8 x 2 & 16 x 4 <i>Auxiliar de la transmisión 8 x 2 & 16 x 4</i>	F0NNB486AA, 81863229	60/641-6	167mm	1 1/8 "
Auxiliary / Auxiliar de la transmisión 12 x 12 CCLS / Centro cerrado & sensor de carga	F0NN3N976AA, 81869132	60/641-8	208mm	
Dual Power	82003166	60/641-7	152mm	1 3/8 "
CCLS / Centro cerrado & sensor de carga	F0NN6714CA12H, 89821387, 81863799	60/641-19	240mm	



Part numbers are quoted for reference purposes only.
Our parts and accessories are not original.

Las referencias originales tienen un propósito identificativo.
Nuestras piezas no son originales.



"THE RELIABLE SERVICE"



bepco tractor parts

FORD (NEW HOLLAND)
(REPLACEMENT PARTS)

CAB FILTERS
FILTROS AIRE DE CABINA



Tractors Tractores	OEM	Ref. Ref.
2310, 2610, 2810, 2910, 3610, 3910, 4110, 4610, 5110, 5610, 6410, 6610, 6810, 7610 Cab LP Cabina	83932017, E2NN94549N40AA	60/4200-8
2600, 3600, 4100, 4600, 5600, 5700, 6600, 6700, 7600, 7700, 8700, 9700, TW10, TW20, TW30 2610, 3610, 3910, 4110, 4610 (⇨ 12/85)	With escape hatch <i>Con trampilla de evacuación</i> 83913701, D8NN94000N20BA	60/4200-9
5110, 5610, 6610, 6710, 7610, 7710, 7910, 8210, TW5, TW15, TW25, TW35 (⇨ 9/85) Cab Q Cabina	Less escape hatch <i>Sin trampilla de evacuación</i> 83916852, D8NN94000N20AB	60/4200-10
5110, 5610, 6610, 6710, 7610, 7710, 7910, 8210, TW5, TW15, TW25, TW35 (10/85 ⇨) 6410, 6810, 7410, 7810, 8530, 8630, 8730, 8830 Cab Super Q Cabina	81863349, E4NN94000N20AF	60/4200-11
3430, 3930, 4130, 4630, 4830, 5030	83990257 E9NN18N265AC	60/4200-12
4635, 4835, 5635, 5640, 6635, 6640, 7635, 7740, 7840, 8160, 8240, 8260, 8340, 8360, 8560, TL70, TL80, TL90, TL100, TS90, TS100, TS110, TS115	81868102, F0NN18N385AB 82012057, 82014790, 5181232	60/4200-6
	Primary intake <i>Admisión primaria</i> 83994694, F0NN18N405AA	60/4200-13
8670, 8770, 8870, 8970	89823782	60/4200-7

WATER FILTER
FILTRO DE AGUA

5640, 6640, 7740, 7840, 8160, 8240, 8260,
8340, 8360, 8560, 8670, 8770, 8870, 8970



60/156-3
(E8NN8A424DA,
E8NN8A424CA,
E7HT8A424BA,
83971969, 83957719,
83971970)
Ht. / Al.: 112mm

Part numbers are quoted for reference purposes only.
Our parts and accessories are not original.

Las referencias originales tienen un propósito identificativo.
Nuestras piezas no son originales.

(Ed.1) 04/02



"THE RELIABLE SERVICE"



FORD - 43

**AIR PRECLEANER
PREFILTROS DE AIRE**

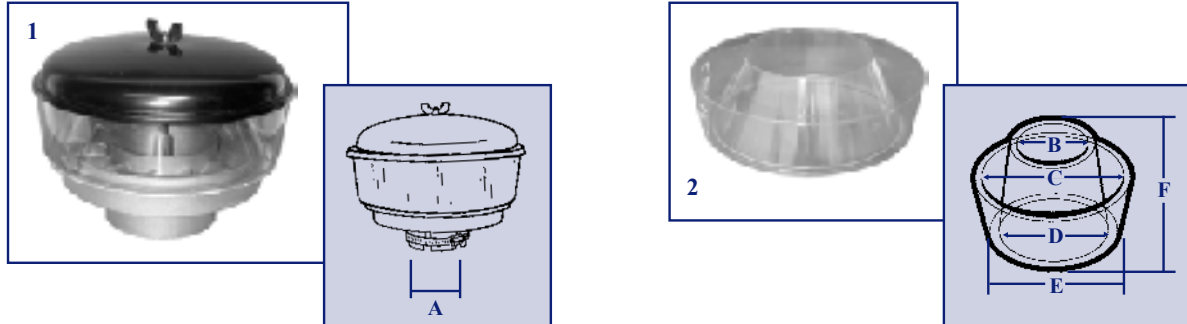


Fig.	1			2					
Tractors Tractores	Complete filter Filtro completo			Bowl Vaso					
	Type Tipo	Ref. Ref.	A	Ref. Ref.	B	C	D	E	F
2000, 2600, 3000, 3600	Oil bath <i>Baño de aceite</i>	60/168-19 (B9NN9A660A, 81823387)	51 2"	60/169-19 (B9NN9A663A, 81806315)	101	170	140	160	90
2000, 2600, 3000, 3600, 4000, 4600	Dry <i>Seco</i>								
2600, 2610, 2910, 3600, 3610, 3910, 4100, 4110, 4600, 4610, 5110, 5600, 5610, 5700, 6600, 6700	Dry <i>Seco</i>	60/168-1 (C0NN9A660A, 81823388)	57 2 ^{1/4} "	60/169-3 (C0NN9A663A, 81806316, 80073533)	90	180	140	170	105
4000, 4100, 4600, 5000, 5600, 6600		or / o 60/168-15 (<i>Economy Económico</i>)		or / o 60/169-10 (<i>Economy Económico</i>)					
2610, 2910, 3230, 3430, 3610, 3910, 3930, 4110, 4130, 4610, 4630, 4830, 5030, 5610, 5900, 6610	Oil bath <i>Baño de aceite</i>		64 2 ^{1/2} "	60/169-3 (B)					
		60/168-21 (A) (D3NN9A660E, 81842759)		60/169-19 (C) (B9NN9A663A, 81806315)	101	170	140	160	90
2310, 2810, 3930, 4130, 4630, 4830, 5030, 5610S, 6410, 6610, 6610S, 6710, 6810, 6810S, 7000, 7010, 7410, 7600, 7610, 7610S, 7700, 7710, 7810, 7810S, 7910, 8000, 8010, 8200, 8210, 8530, 8600, 8700, TW5, TW10	Dry <i>Seco</i>	60/168-4 (C9NN9A660C, 81821684, 82980264, 82926173)	76 3"	60/169-4 (C9NN9A663A, 81821685, 80065273, 80330381)	139	260	215	250	105
		or / o 60/168-16 (<i>Economy Económico</i>)		or / o 60/169-11 (<i>Economy Económico</i>)					
5610S, 5640, 6610S, 6640, 6810S, 7740, TS80, TS90	Oil bath <i>Baño de aceite</i>								
9000, 9200, 9600	Dry <i>Seco</i>	60/168-7 (C9NN9A660D, 81826245)	102 4"						
8630, 9030, 9700, TW15, TW20		60/168-8 (D4NN9A660A, 83904364, 86011276)	114 4 ^{1/2} "						

(A) With pipe / *Con tubo*

(B) Replaces the original filter bowl
Reemplaza el vaso del filtro el original

(C) Bowl for **60/168-21**
Vaso para 60/168-21

Part numbers are quoted for reference purposes only.
Our parts and accessories are not original.

Las referencias originales tienen un propósito identificativo.
Nuestras piezas no son originales.



"THE RELIABLE SERVICE"




AIR CLEANER
FILTROS DE AIRE



Complete oil bath air cleaner <i>Filtros de aire completo en baño de aceite</i>		
Tractors <i>Tractores</i>	Air Filter <i>Filtro de aire</i>	Ø
4000, 4100, 5000	60/158-2 (C5NE9600E, 81806283)	58mm
4600, 5600, 6600	60/158-3 (D3NN9600F, 81844836)	63mm

AIR CLEANER HOSES
MANGUITOS DEL FILTRO DE AIRE



Tractors <i>Tractores</i>	Type <i>Tipo</i>	Hose <i>Manguito</i>	Fig.
Major, Super Major (4/57 ⇄ 64)	Oil bath <i>Baño de aceite</i>	24/163-20 (E1ADDN18233C, 81718544)	1
Dexta, Super Dexta		24/163-19 (957E18233, 81807640)	2
2000, 3000 4000 (⇄ 3/68)		24/163-21 (C5NN9B640B, 81806299)	3
2310, 2600, 2810, 3600, 3900, 4100, 4600, 5600 5610 (⇄ 1/83) 6600, 7600 (⇄ 9/80)	Dry <i>Seco</i>	24/163-53 (D3NN9B640B, 81837160)	4
2610, 2910, 3610, 3910, 4100, 4110, 4600, 4610, 5600, 5610, 6600	Oil bath <i>Baño de aceite</i>	24/163-22 (C7NN9B640A, 81816562)	5
4000, 5000 (⇄ 4/68) 5900		24/163-31 (C5NN9B640A, 81806298)	6
5000 (⇄ 3/68)			

Part numbers are quoted for reference purposes only.
Our parts and accessories are not original.

*Las referencias originales tienen un propósito identificativo.
Nuestras piezas no son originales.*








bepco tractor parts

FORD (NEW HOLLAND)
(REPLACEMENT PARTS)

LIGHTING
LUCES

FRONT LIGHT LENS / FARO DELANTERO

Ref. Ref.	OEM	Descripción Description	Fig.	Tractors Tractores
63/189-32 63/183-32 63/183-33 63/1956-2 63/1955-410 63/1955-429		Lamp / Faro Ø 135mm Glass / Tulipa Reflector / Reflector Bulb holder / Soporte bombilla Bulb / Bombilla 12V/45-50W Bulb / Bombilla 24V/55-60W		Early tractors Tractores antiguos
24/181-11	D6NN13N007A 83910047	Headlamp / Faro delantero Ø 111mm Sealed beam / Optica sellada		Front mounted / Montaje frontal 2000, 2600, 3000, 3600, 3900, 4000, 4100, 4600, 5600, 6600, 7600 Side mounted / Montaje lateral 5700, 6700, 6710, 7700, 7710, 7910, 8210, TW5, TW15, TW25, TW35 (↔ 4/85)
24/181-34 63/1955-472	E4NN13K005DA 83952109, 82856769, 82856775, 82003397 73EG13009AA 83952123	Headlamp / Faro delantero RH dip / Volante a la drch. Bulb / Bombilla 12V/55-60W H4		Side mounted / Montaje lateral 2310, 2610, 2810, 2910, 3610, 3910, 3930, 4110, 4130, 4610, 4630, 4830, 5030, 5610S, 6410, 6610S, 6810, 6810S, 7410, 7610S, 7810S 5110, 5610, 6610, 6710, 7610, 7710 (10/85 ↔)
24/181-10 63/1955-472	E4NN13K005HA 83952167 73EG13009AA 83952123	Headlamp / Faro delantero RH dip / Volante a la drch. Bulb / Bombilla 12V/55-60W H4		5110, 5610, 6610, 6710, 7610, 7710, 7910, 8210, TW5, TW15, TW25, TW35 (11/85 ↔) 6410, 6810, 7410, 7810, 8530, 8630, 8730, 8830 (With cab / Con cabina)
24/181-31 63/1955-472	5165824 73EG13009AA 83952123	Headlamp / Faro delantero LH & RH / Izq. & Drch. Bulb / Bombilla 12V/55-60W H4		4635, 4835, 5635, 6635, 7635, TL70, TL80, TL90, TL100

Part numbers are quoted for reference purposes only.
Our parts and accessories are not original.

Las referencias originales tienen un propósito identificativo.
Nuestras piezas no son originales.




"THE RELIABLE SERVICE"



LIGHTING
LUCES

FRONT LIGHT LENS / FARO DELANTERO



Ref. Ref.	OEM	Description Descripción	Fig.	Tractors Tractores	
24/189-16		RH Kit / Juego drcha. RH dip / Cirulación por la drcha.	1	2310, 2610, 2810, 2910, 3610, 3910, 4110, 4610, 5110, 5610, 6610, 6710, 7610, 7710 (6/84 ⇄ 9/85)	
24/189-15		LH kit / Juego izda. RH dip / Cirulación por la drcha.			
24/189-18		RH Kit / Juego drcha. LH dip / Cirulación por la izda.			
24/189-17		LH kit / Juego izda. LH dip / Cirulación por la izda.			
24/181-32	E4NN13K005BA, 83948376	Inset headlamp / Faro delantero RH dip / Cirulación por la drcha.	2	2310, 2610, 2810, 2910, 3610, 3910, 4110, 4610, 5110, 5610, 6610, 6710, 7610, 7710 (10/85 ⇄ 7/87)	
63/1956-2	E6NN13N169AA, 83959702	Bulb holder / Porta bombilla	3		
24/182-16	E0NN13048AC19G, 83929220	Cowl RH / Caja faro drcha.	4		
24/182-15	E0NN13049AC19G, 83929219	Cowl LH / Caja faro izda.			
63/1955-410	69AG13007AA, 83927622	Bulb / Bombilla 12V/45-50W Asymétrique / Asymétrica	5-1		
24/181-33	E4NN13K005EA, 83952111	Inset headlamp / Faro delantero RH dip / Cirulación por la drcha.	2		
24/181-35	E4NN13K005FA, 83952112	Inset headlamp / Faro delantero LH dip / Cirulación por la izda.			
63/1956-2	E6NN13N169AA, 83959702	Bulb holder / Porta bombilla	3		7810 (2/88 ⇄)
24/182-16	E0NN13048AC19G, 83929220	Cowl RH / Caja faro drcha.	4		
24/182-15	E0NN13049AC19G, 83929219	Cowl LH / Caja faro izda.			
63/1955-472	73EG13009AA, 83952123	Bulb / Bombilla 12V/55-60W H4	5-2		

Part numbers are quoted for reference purposes only.
Our parts and accessories are not original.

Las referencias originales tienen un propósito identificativo.
Nuestras piezas no son originales.






bepco tractor parts


FORD (NEW HOLLAND)
(REPLACEMENT PARTS)

LIGHTING
LUCES

FRONT SIDE LIGHTS AND INDICATORS / LUCES DELANTERAS E INTERMITENTES

Ref. Ref.	OEM	Description Descripción	Fig.	Tractors Tractores
24/1902-1 24/1902-2 24/1903-1 63/1955-245 63/1955-382	D3NN13200B 81844434 D3NN13201B 81844435 D3NN13208A 81844479	Lamp RH / <i>Piloto drcha.</i> Lamp LH / <i>Piloto izda.</i> Glass / <i>Tulipa</i> Bulb / <i>Bombilla</i> 12V/10W Bulb / <i>Bombilla</i> 12V/21W		2600, 3600, 3900, 4100, 4600, 5600, 5700, 6600, 6700, 7600, 7700, 8700, 9700, TW10, TW20, TW30 2310, 2610, 2810, 2910, 3610, 3910, 4110, 4610, 5110, 5610, 6610, 6710, 7610, 7710 (⇄ 10/85) Less cab / <i>Sin cabina</i>
24/1904-13 24/1904-15 24/1905-2 63/1955-245 63/1955-382	E4NN13N330CB 83960356 E4NN13N331CB 83960357 E4NN13K301AB 83960358	Lamp RH / <i>Faro drcha.</i> Lamp LH / <i>Faro izda.</i> Glass / <i>Tulipa</i> Bulb / <i>Bombilla</i> 12V/10W Bulb / <i>Bombilla</i> 12V/21W		5110, 5610, 6610, 6710, 7610, 7710, 7910, 8210, TW5, TW15, TW25, TW35 (10/85 ⇄) 6410, 6810, 7410, 7810, 8530, 8630, 8730, 8830 <i>With cab / Con cabina</i>
24/1918-44 24/1918-45 63/1955-245 63/1955-382	82009122 82006499 82009121 82006498	Lamp RH / <i>Faro drcha.</i> Lamp LH / <i>Faro izda.</i> Bulb / <i>Bombilla</i> 12V/10W Bulb / <i>Bombilla</i> 12V/21W		5640, 6640, 7740, 7840, 8240, 8340 (<i>With cab / Con cabina</i>) 4635, 4835, 5635, 6635, 7635, 8160, 8260, 8360, 8560, TL70, TL80, TL90, TL100, TM115, TM125, TM135, TM150, TM165, TN55D, TN55S, TN65D, TN65S, TN75D, TN75S, TS90, TS100, TS110, TS115

WORKING LAMPS / FAROS DE TRABAJO



63/1931-25
Halogen / *Halógena*

63/1955-453 - Bulb 12V/55W
(10/12336) *Bombilla* 12V/55W

63/1955-460 - Bulb 24V/70W
(10/13336) *Bombilla* 24V/70W



63/1931-26
Halogen / *Halógena*

63/1955-453 - Bulb 12V/55W
(10/12336) *Bombilla* 12V/55W

63/1955-460 - Bulb 24V/70W
(10/13336) *Bombilla* 24V/70W

BULB FOR OEM WORKING LAMPS / BOMBILLA PARA FARO DE TRABAJO DE ORIGEN

8160, 8260, 8360, 8560,
TM115, TM125, TM135,
TM150, TM165

Bulb for original working lamp included in the front grill
bombilla para faro de trabajo de origen integrado en la calandra







Part numbers are quoted for reference purposes only.
Our parts and accessories are not original.

Las referencias originales tienen un propósito identificativo.
Nuestras piezas no son originales.

"THE RELIABLE SERVICE"

LIGHTING
LUCES

REAR SIDE LIGHTS AND INDICATORS / LUCES TRASERAS E INTERMITENTES

Ref. Ref.	OEM	Description Descripción	Fig.	Tractors Tractores
63/1918-32 63/1919-32A 63/1919-32B 63/1955-207		Lamp / Faro Glass white / Tulipa blanca Glass red / Tulipa roja Bulb / Bombilla 12V/5W		Major, Super Major Dexta, Super Dexta
24/1912-3 24/1912-4 24/1913-2 63/1955-380 63/1955-382	E6NN13N465BA 83960376 E6NN13N510BA 83960377 E6NN13R356AA 83960378	Lamp RH / Faro drcha. Lamp LH / Faro izda. Glass / Tulipa Bulb / Bombilla 12V/21-5W Bulb / Bombilla 12V/21W		2600, 3600, 3900, 4100, 4600, 5600, 5700, 6600, 6700, 7600, 7700, 8700, 9700, TW10, TW20, TW30 2310, 2610, 2810, 2910, 3610, 3910, 4110, 4610, 5110, 5610, 6610, 6710, 7610, 7710, 7910, 8210, TW5, TW15, TW25, TW35 (⇄ 10/85) 3930N, 4130N, 4630N, 4830N Less cab / Sin cabina
24/1914-2 24/1914-3 24/1915-2 63/1955-380 63/1955-382	E4NN13N465AB 83960359 E4NN13N510AB 83960360 E4NN13R356AB 83960361	Lamp RH / Faro drcha. Lamp LH / Faro izda. Glass / Tulipa Bulb / Bombilla 12V/21-5W Bulb / Bombilla 12V/21W		5110, 5610, 6610, 6710, 7610, 7710, 7910, 8210, TW5, TW15, TW25, TW35 (10/85 ⇄) 6410, 6810, 7410, 7810, 8530, 8630, 8730, 8830 With cab / Con cabina
24/1912-88 63/1955-380 63/1955-382	82009066	Lamp / Faro Bulb / Bombilla 12V/21-5W Bulb / Bombilla 12V/21W		4635, 4835, 5635, 6635, 7635, TL70, TL80, TL90, TL100

Other electrical accessories can be found
in the electrical section (part 1 of the catalogue).

*Otros accesorios eléctricos se pueden encontrar
en el catálogo eléctrico.*



Part numbers are quoted for reference purposes only.
Our parts and accessories are not original.

*Las referencias originales tienen un propósito identificativo.
Nuestras piezas no son originales.*



bepco tractor parts

FORD (NEW HOLLAND)
(REPLACEMENT PARTS)

TRAILER PLUGS & SOCKETS
ENCHUFES PARA REMOLQUE

Fig.	Ref. Ref.	Description Descripción
2 pins / 2 clavijas		
	63/1970-7	Plastic plug / <i>Enchufe en plástico</i>
	63/1971-8	Plastic socket / <i>Conector en plástico</i>
4 pins / 4 clavijas		
	63/1970-11	Plastic plug / <i>Enchufe en plástico</i> Series TS, TM series
	63/1971-11	Plastic socket / <i>Conector en plástico</i> Series TS, TM series
7 pins / 7 clavijas		
	63/1970-1	Plastic plug / <i>Enchufe macho en plástico</i>
	63/1970-2	Aluminium plug / <i>Enchufe macho en aluminio</i>
	63/1971-1	Plastic socket / <i>Enchufe hembra en plástico</i>
	63/1971-9	Plastic socket (With junction plugs) <i>Enchufe hembra en plástico (conexión por pasador)</i>
	63/1971-2	Aluminium plug / <i>Enchufe hembra en aluminio</i>

Other electrical accessories can be found in the electrical section (part 1 of the catalogue).
Otros accesorios eléctricos se pueden encontrar en el catálogo eléctrico.



Part numbers are quoted for reference purposes only.
Our parts and accessories are not original.

Las referencias originales tienen un propósito identificativo.
Nuestras piezas no son originales.



"THE RELIABLE SERVICE"




FORD - 50

(Ed.1) 04/02

bepco tractor parts

FORD (NEW HOLLAND)
(REPLACEMENT PARTS)

PRESSURE SWITCHES
MANOCONTACTOS E INTERRUPTORES



Ref. Ref.	Fig.	OEM	Description Descripción	Tractors Tractores
24/186-9	1	100E9278 81711892	Oil pressure switch <i>Manocontacto presión aceite</i>	1/8" BSP x 27 Dexta, Super Dexta (57 ⇔ 12/58)
24/186-5		FINN9278AA 81873524 E1ADDN9278 81711891		1/4" BSP x 18 Dexta, Super Dexta (12/58 ⇔ 64), Major, Super Major (8/58 ⇔ 64) 2000, 2310, 2600, 2610, 2810, 2910, 3000, 3230, 3430, 3600, 3610, 3900, 3910, 3930, 4000, 4100, 4110, 4130, 4600, 4610, 4630, 4830, 5000, 5030, 5110, 5600, 5610, 5610S, 5640, 5700, 5900, 6410, 6600, 6610, 6610S, 6640, 6700, 6810, 6810S, 7000, 7010, 7410, 7600, 7610, 7610S, 7700, 7740, 7810, 7810S, 7840, 7910, 8000, 8010, 8200, 8210, 8240, 8340, 8530, 8560, 8600, 8630, 8700, 8730, 8830, 9000, 9200, 9600, 9700, TM115, TM125, TM135, TM150, TM165, TS80, TS90, TS100, TS110, TS115, TW5, TW10, TW15, TW20, TW25, TW30, TW35
24/187-12	2	E1ADDN11500 81712538	Neutral safety switch <i>Sensor punto muerto</i>	Major, Super Major Dexta, Super Dexta
24/187-13	3	C7NN7A247B 81825189		2000, 3000 4 speed transmission / <i>Transmisión 4 velocidades</i> 2000, 3000, 4000, 5000 Transmission Select-O-Speed <i>Transmisión</i>
24/187-16	4	C5NN11N500A 81806706		2000, 3000, 4000, 5000 (65 ⇔ 9/66) 6, 7 & 8 speed transmission / <i>Transmisión 6, 7 & 8 velocidades</i>
24/187-10	5	C7NN7A247A 81817901		2000, 3000, 4000, 5000 (10/66 ⇔) 6, 7 & 8 speed transmission / <i>Transmisión 6, 7 & 8 velocidades</i> 2310, 2600, 2610, 2810, 2910, 3230, 3430, 3600, 3610, 3900, 3910, 3930, 4100, 4110, 4130, 4600, 4610, 4630, 4830, 5030, 5110, 5600, 5610, 5610S, 5640, 5700, 5900, 6410, 6600, 6610, 6610S, 6640, 6700, 6810, 6810S, 7000, 7010, 7410, 7600, 7610, 7610S, 7700, 7710, 7740, 7810, 7810S, 7840, 7910, 8000, 8010, 8200, 8210, 8240, 8340, 8530, 8600, 8630, 8700, 8730, 8830, 9000, 9200, 9600, 9700, TW5, TW10, TW15, TW20, TW30, TW35
24/187-14		E2NN7A247AB 83935060	Synchronised transmission / <i>Transmisión sincronizada</i> 2310, 2610, 2810, 2910, 3610, 3910, 4110, 4610, 5110, 5610, 6410, 6610, 6810, 7610 (5/83 ⇔) 6710, 7710, 7810, 7910, 8210 (11/85 ⇔)	
24/6200-1	6	E2NN7Z155BD 83958354	Dual power control valve switch <i>Interruptor de la válvula de control del Dual Power</i>	5110, 5610, 6410, 6610, 6710, 6810, 7410, 7610, 7710 (⇔ 3/88) 7910, 8210, 8530, 8630, 8730, 8830, TW5, TW15, TW25, TW35 (⇔ 10/88)
24/6200-2	7	E7NN7Z155AA 83960216		5110, 5610, 6410, 6610, 6710, 6810, 7410, 7610, 7710 (4/88 ⇔) 7910, 8210, 8530, 8630, 8730, 8830, TW5, TW15, TW25, TW35 (11/88 ⇔)

Part numbers are quoted for reference purposes only.
Our parts and accessories are not original.


Las referencias originales tienen un propósito identificativo.
Nuestras piezas no son originales.



bepco tractor parts

FORD (NEW HOLLAND)
(REPLACEMENT PARTS)

ELECTRICAL SWITCHES
INTERRUPTORES



Ref. Ref.	Fig.	OEM	Description Descripción	Tractors Tractores
24/950-3	1	C5NN11N572A 81806736	Ignition & starter switch <i>Interruptor de arranque</i>	2000, 2600, 3000, 3600, 3900, 4000, 4100, 4600, 5000, 5600, 5700, 6600, 6700, 7000, 7600, 7700, 8000, 8200, 8600, 9000, 9200, 9600 (⇔ 3/76) <i>Less cold start / Sin posición de arranque en frío</i>
24/951-3		E7NN11603AA 83959712, 5170782	Key <i>Llave</i>	
24/950-4	2	E7NN11N501AC 81871583	Heater & starter switch <i>Interruptor calentador y arranque</i>	2000, 2310, 2600, 2610, 2810, 2910, 3000, 3230, 3600, 3610, 3900, 3910, 3930, 4000, 4100, 4110, 4130, 4600, 4610, 4630, 4830, 5000, 5030, 5110, 5600, 5610, 5610S, 5700, 5900, 6410, 6600, 6610, 6610S, 6700, 6710, 6810, 7000, 7410, 7600, 7610, 7610S, 7700, 7710, 7810, 7810S, 7910, 8210, 8530, 8630, 8700, 8730, 8830, 9700, TW5, TW10, TW15, TW20, TW25, TW30, TW35 (4/76 ⇔) <i>Less or with cold start / Con o sin posición de arranque en frío</i>
24/951-3		E7NN11603AA 83959712, 5170782	Key <i>Llave</i>	
24/950-12	3	F0NN11N501AA 81864288	Heater & starter switch <i>Interruptor calentador y arranque</i>	5640, 6640, 7740, 7840, 8160, 8240, 8260, 8340, 8360, 8560, TM115, TM125, TM135, TM150, TM165, TS80, TS90, TS100, TS110, TS115
24/951-12		F0NN11603AA 81864284, 82003267	Key <i>Llave</i>	
24/953-3	4	E7NN11654AA 83959708	Lighting switch (Less knob) <i>Interruptor luces (Sin botón)</i>	2000, 2310, 2600, 2610, 2810, 2910, 3000, 3600, 3610, 3900, 3910, 4000, 4100, 4110, 4600, 4610, 5000, 5110, 5600, 5610, 5610S, 5900, 6410, 6600, 6610, 6610S, 6810, 7000, 7410, 7600, 7610, 7610S, 7810S, 5700, 6700, 7700 (⇔ 12/78) 7810 (Less cab / Sin cabina), 7910, 8210 (⇔ 10/85) 8700, 9700, TW10, TW20, TW30 (⇔ 12/78)
24/953-9			Lighting switch (Less knob) <i>Interruptor luces (Sin botón)</i>	
24/954-3		E1NN11667AA 83934670	Key <i>Llave</i>	
24/961-8	5	D8NN13N360AC 81867838	Flasher unit <i>Unidad de intermitencias</i>	2000, 2310, 2600, 2610, 2810, 2910, 3000, 3600, 3610, 3900, 3910, 4000, 4100, 4110, 4600, 4610, 5000, 5110, 5600, 5610, 5610S, 5700, 5900, 6410, 6600, 6610, 6610S, 6700, 6710, 6810, 7000, 7410, 7600, 7610, 7610S, 7700, 7710, 7810, 7810S, 7910, 8210, 8530, 8630, 8700, 8730, 8830, 9700, TW5, TW10, TW15, TW20, TW25, TW30, TW35
24/958-24	6	E0NN13N362AA, 83932464	Indicator switch <i>Interruptor para intermitentes</i>	2000, 3000, 4000, 5000, 7000 (1/70 ⇔) With UK fenders / <i>Con guardabarros ingleses</i> 5610, 6610, 7610 <i>Less cab / Sin cabina</i>
24/958-27	7	82007130 82000511	Windscreen washer & wiper 2 speed <i>Interruptor de lavaparabrisas & limpiaparabrisas 2 velocidades</i>	8160, 8260, 8360, 8560, TL70, TL80, TL90, TL100

Part numbers are quoted for reference purposes only.
Our parts and accessories are not original.


Las referencias originales tienen un propósito identificativo.
Nuestras piezas no son originales.



"THE RELIABLE SERVICE"



ELECTRICAL SWITCHES
INTERRUPTORES



Ref. Ref.	Fig.	OEM	Description Descripción	Tractors Tractores
24/962-2	1	D3NN13480A 81834441	Stop switch Interruptor de luz de freno	2000, 3000, 4000, 5000, 7000 (12/73 ⇄) 2310, 2600, 2610, 2810, 2910, 3010S, 3230, 3430, 3600, 3610, 3900, 3910, 3930, 4010S, 4100, 4110, 4130, 4600, 4610, 4630, 4830, 5010S, 5030, 5600, 5610S, 5900, 6600, 6610S, 6810S, 7600, 7610S, 7810, 7810S 5110, 5610, 6610, 7610 (⇄ 9/85) 5640, 6640, 7740 Economy / Económico TS80, TS90, TS100, TS110 (Less cab / Sin cabina)
24/962-6	2	E4NN13480AA 83952126	Stop switch Interruptor de luz de freno	PTO shift control / Control intercambio de TDF 3230, 3430, 3930, 4130, 4630, 4830, 5030 Stop lamp / Luz de paro 4635,4835, 5635, 6410, 6635, 6810, 7410, 7635 5110, 5610, 6610, 7610, 7910, 8210 (10/85 ⇄) TN55, TN65, TN70, TN75 (4WD / 4RM)
24/962-5	3	E7NND744AA 83961542	Stop switch Interruptor de luz de freno	PTO & IPTO safety / Seguridad TDF 3010S, 3230, 3430, 3930, 4010S, 4130, 4630, 4830, 5010S, 5030, 5610S, 5640, 6610S, 6640, 6810S, 7010, 7610S, 7740, 7810S, 8010 PTO 2 speed Non-shiftable / TDF de 2 velocidades no intercambiable 7840, 8340, 7340, TS80, TS90, TS100, TS110 Brake pedal - Stop lamp / Pedal de freno - luz de paro 5640, 6640, 7740 (Deluxe) 7840, 8160, 8240, 8260, 8340, 8360, 8530, 8630, 8730, 8830, TM115, TM125, TM135, TM150, TM165, TN55, TN65, TN70, TN75, TS90, TS100, TS110, TS115 Clutch pedal (4 terminals) / Pedal de embrague - 4 terminales 5640, 6640, 7740, 7840, 8160, 8240, 8260, 8340, 8360, 8560, TL70, TL80, TL90, TL100, TM115, TM125, TM135, TM150, TM165 TS90, TS100, TS110, TS115 (With cab / Con cabina)
24/962-7		E9NN11N090AA 83983738	Stop switch Interruptor de luz de freno	PTO & IPTO safety / Seguridad TDF 7810, 8530, 8630, 8730, 8830, TW5, TW15, TW25, TW35 Brake pedal - Stop lamp / Pedal de freno - luz de paro 3430, 3930, 4130, 4630, 4830, 5030 (With Creeper / Con marcha reductora) 8530, 8630, 8730, 8830 (4WD / Doble tracción - 4RM) Clutch pedal (3 terminals) / Pedal de embrague - 3 terminales 5640, 6640, 7740, 7840, 8240, 8340, 8530, 8630, 8730, 8830 TS90, TS100, TS110, TS115 (Less cab / Sin cabina)
24/962-4	4	4165210 5108180	Stop switch Interruptor de luz de freno	8160, 8260, 8360, 8560, TL70, TL80, TL90, TL100, TN55/D/S, TN65/D/F/S, TN70, TN75/D/F/S, TN90F

Part numbers are quoted for reference purposes only.
Our parts and accessories are not original.

Las referencias originales tienen un propósito identificativo.
Nuestras piezas no son originales.



bepco tractor parts

FORD (NEW HOLLAND)
(REPLACEMENT PARTS)

INSTRUMENT CLUSTERS
INSTRUMENTOS (DIVERSOS)



Fig.	1	2	3	4
Tractors Tractores	Instrument cluster Cuadro de instrumentos	Fuel gauge Nivel de combustible	Tachometer Tractometro	Temperature sender unit Sensor de temperatura
2000, 3000, 4000, 5000, 7000	24/190-2 (D8NN10849TB, E5NN10849BA, 83927301, 83953544)			24/180-1 (C4AH10884A, 81784077) 4-1
2600, 3600, 3900, 4100, 4600, 5600, 6600, 7600 (↔ 3/76)				24/180-2 (D5NN10884A, 83903061) 4-2
2600, 3600, 3900, 4100, 4600, 5600, 6600, 7600 (4/76 ↔ 5/79)		24/171-5 (D5NN9207A, 83903062) 2-1		
2600, 3600, 3900, 4100, 4600, 5600, 6600, 7600 (6/79 ↔) 2310, 2610, 2810, 2910, 3610, 3910, 4110, 4610, 5110, 5610, 6410, 6610, 6810, 7600, 7610		24/171-6 (D8NN9207BA, 83918702) (↔ 9/85) 2-2	24/176-20 (D8NN17360BA, 83918701) (↔ 9/85)	24/180-3 (D8NN10884AA, 83917490, 89712608) 4-2
3230, 3430, 3930, 4130, 4630, 4830, 5030, 5610S, 5640, 6610S, 6640, 6810S, 7010, 7610S, 7740, 7810S, 7840, 8160, 8240, 8260, 8340, 8360, 8530, 8560, 8630, 8730, 8830, TM115, TM125, TM135, TM150, TM165, TS80, TS90, TS100, TS110, TS115, TW5, TW15, TW25, TW35				

Part numbers are quoted for reference purposes only.
Our parts and accessories are not original.


Las referencias originales tienen un propósito identificativo.
Nuestras piezas no son originales.



"THE RELIABLE SERVICE"



TACHOMETER DRIVE & FLEXIBLE DRIVES
CABLES DE CUENTAHORAS Y REENVÍOS



Ref. Ref.	Fig.	OEM	Description Descripción	Size Dimensiones	Tractors Tractores
24/58-15	1	C5NF17B282B 81812582	Tachometer drive unit <i>Reenvío</i>		2000, 3000, 4000, 5000, 7000 8000, 8200 (⇔ 12/69) Less cab - with dynamo <i>Sin cabina - con dinamo</i>
24/58-12	2	C5NF17373B 81812583	Drive gear <i>Engranaje</i>		
24/58-13	3	F1NN17N264AB 81873710 87800006	Tachometer drive unit <i>Reenvío</i>		2310, 2600, 2610, 2810, 2910, 3230, 3430, 3600, 3610, 3900, 3910, 3930, 4100, 4110, 4130, 4600, 4610, 4630, 4830, 5030, 5110, 5600, 5610, 6410, 6600, 6610, 6700, 6710, 6810, 7600, 7610, 7710
24/178-3	4	E9NN17N275AB F1NN17N275AA 81869041 87760307	Drive shaft <i>Cable</i>		
24/177-7	5	C7NN17365A 81817089	Flexible drive <i>Transmisión flexible</i>	975mm - 38" 5/8 x 7/8	Dexta, Super Dexta 2000, 3000 (3/67 ⇔), 4000
24/177-41		E1ADKN17365C 81718521		1380mm - 54" 1/2 x 5/8	Major, Super Major (2/56 ⇔ 8/58)
24/177-32		E1ADDN17365A 81718516		1470mm - 58" 5/8 x 5/8	Major, Super Major (8/58 ⇔ 4/62) + (4/62 ⇔ 64) Petrol & VO engines / <i>Motores gasolina</i>
24/177-10		D9NN17365AB E9NN17365AA 83933021 83983613		1280mm - 50" 5/8 x 7/8	Major, Super Major (4/62 ⇔ 64) Diesel engines / <i>Motores diesel</i> 2310, 2600, 2610, 2810, 2910, 3000 (⇔ 2/67), 3230, 3430, 3600, 3610, 3900, 3910, 3930, 4100, 4110, 4130, 4600, 4610, 4630, 4830, 5000, 5030, 5110, 5600, 5610, 6600, 6610, 7000, 7600, 7610
24/177-50		D1NN17365B 81824214		1400mm - 55" 5/8 x 7/8	8000, 8200, 8600, 9000, 9200, 9600
24/177-39		5178454 5167785		930mm - 37" M16 - M22	TL70, TL80, TL90, TL100

Part numbers are quoted for reference purposes only.
Our parts and accessories are not original.

Las referencias originales tienen un propósito identificativo.
Nuestras piezas no son originales.



bepco tractor parts

FORD (NEW HOLLAND)
(REPLACEMENT PARTS)

CLUTCH ASSEMBLIES & PLATES
PRENSAS Y DISCOS DE EMBRAGUE

Key see pages 61 - Figures see pages 62-64 - Ver claves en página 61 - Ver Figuras en página 62-64



Tractors Tractores	Clutch Embrague		Plate Disco		Release bearing Rodamiento
	Ø	Nº	Ø	Nº	
Major Super Major (3/57 ⇄)	12"/12" 305/305 AH		12" LG	24/221-6 UF 10Z 28x35 (E1ADDN7550C, 81805300)	24/231-3 70x103x22,8 (E1ADKN7580C, 81718026)
			12" LK	24/212-7 UF 16Z 48x54 (E1ADDN77641, 81808611)	24/230-2 (⇄ 3/61) AU (E1ADKN7600A, 81718035)
					24/230-3 (3/61 ⇄) AU (E1ADDN7600, 81718034)
Major Super Major	11" 280	24/200-10 (E1ADDN7563A, 81718002)	11"	24/221-4 UF 10Z 28x35 (D8NN7550GA, 83916955, FONN7550GA, 81866445, 82006020)	24/231-2 52x87x20 (E1ADKN7580B, 81718025)
			11"	24/221-5 UF-AN 10Z 28x35 (D8NN7550DA, 83916952, FONN7550DA, 81866441, 82006017)	24/230-2 (⇄ 3/61) AU (E1ADKN7600A, 81718035)
					24/230-3 (3/61 ⇄) AU (E1ADDN7600, 81718034)
Super Major (3/60 ⇄)	12" 305	24/200-11 (E1ADDN7563B, 81780418)	12"	24/221-6 UF 10Z 28x35 (E1ADDN7550C, 81805300)	
Dexta Super Dexta	9"/9" 230/230		9" LN	24/221-10 UF 15Z 21x25 (D8NN7550FA, FONN7550FA, 81866444, 82006019, 83916954)	24/230-4 AU 17x40x12 (C5NN7600A, 81805417)
			9" LK	24/212-8 UF 29Z 44x48 (D8NN7550EA, FONN7550EA, 81866442, 82006018, 83916953)	

Part numbers are quoted for reference purposes only.
Our parts and accessories are not original.

Las referencias originales tienen un propósito identificativo.
Nuestras piezas no son originales.



"THE RELIABLE SERVICE"



bepco tractor parts

FORD (NEW HOLLAND)
 (REPLACEMENT PARTS)

CLUTCH ASSEMBLIES & PLATES
PRENSAS Y DISCOS DE EMBRAGUE

Tractors Tractores	Clutch Embrague		Plate Disco		Release bearing Rodamiento
	Ø	Nº	Ø	Nº	
Dexta Super Dexta	11" 280	24/200-10 (957E7563B, E1ADDN7563A, 81718005, 81718002)	11"	24/221-9 UF 15Z 21x25 (D8NN7550CA, F0NN7550CA, 81866440, 82006016, 83916951) 24/221-9L (328 0247 10)	24/231-2 52x87x20 (E1ADKN7580B, 81718025) 24/230-4 AU 17x40x12 (C5NN7600A, 81805417)
2000, 2310, 2600, 2610, 3000, 3600, 3610	11"8 1/2" 280/225 GA3	24/200-16 (D8NN7502AA, D8NN7502BA, 83919289, 83919291)	8 1/2" LK 11" LN 11" LN 11" LN	24/212-9 UF 29Z 44.5x48,4 (C5NN77641B, 81808610, 82006026) 24/212-9L (322 0090 56) ⇄ 9/69 24/221-12 TF 15Z 21x25 (E8NN7550AA, 83971427, E8NN7550BA, 83971425) 10/69 ⇄ 9/71 24/221-13 UC - LQ 10Z 21x25 (C7NN7550AC, 81820886) 24/221-13L (328 0177 40) 10/71 ⇄ 24/221-15 TF 10Z 21x25 (E8NN7550HA, E5NN7550BB, 83971428, 81862926, 82006626) 24/221-15L (328 0157 16)	4 speed / velocidades 24/231-4 (787580A8, 81820893) 6, 7, 8 speed / velocidades 24/231-6 (500 0199 40) 64X103X23 (D8NN7580BB, 83933520, 82010859) 24/231-16 Economy Económico (D8NN7580BB, 83933520) 24/230-4 AU 17x40x12 (C5NN7600A, 81805417)
2000, 3000 (⇄ 9/69)	11" 280 FO	24/200-20 (C5NN7563V, C5NN7563Y, 81815813, 81815814) 24/200-20L (128 0246 50)	11" 11" LN	24/221-9 UF 15Z 21x25 (D8NN7550CA, F0NN7550CA, 81866440, 82006016, 83916951) 24/221-9L (328 0247 10) 24/221-12 TF 15Z 21x25 (E8NN7550AA, 83971427, E8NN7550BA, 83971425)	4 speed / velocidades 24/231-4 (787580A8, 81820893) 6, 7, 8 speed / velocidades 24/231-2 52x87x20 (E1ADKN7580B, 81718025) 24/230-4 AU 17x40x12 (C5NN7600A, 81805417)
2000, 3000 (10/69 ⇄) 2310, 2600, 2610, 3600, 3610 4000 (10/69 ⇄ 9/71) Transmission PTO & less PTO Transmisión TDF & sin TDF	11" 280 FO	24/200-23 (D0NN7563A, E0NN7563DA, E6NN7563BA, 81822440, 83925717, 83958271) 24/200-23L (128 0057 40)	11" 11" 11"	24/221-15 TF 10Z 21x25 (E8NN7550HA, E5NN7550BB, 83971428, 81862926, 82006626) 24/221-15L (328 0157 16) 24/221-13 UC - LQ 10Z 21x25 (C7NN7550AC, 81820886) 24/221-13L (328 0177 40) 24/221-192L (328 0246 10) UC-LR 10Z 21x25 (C7NN7550AD, 81820887)	24/231-4 (787580A8, 81820893) 24/230-4 AU 17x40x12 (C5NN7600A, 81805417)

 Part numbers are quoted for reference purposes only.
 Our parts and accessories are not original.

 Las referencias originales tienen un propósito identificativo.
 Nuestras piezas no son originales.

(Ed.1) 04/02


"THE RELIABLE SERVICE"


FORD - 57

bepco tractor parts
FORD (NEW HOLLAND)
 (REPLACEMENT PARTS)

CLUTCH ASSEMBLIES & PLATES
PRENSAS Y DISCOS DE EMBRAGUE

Tractors Tractores	Clutch Embrague		Plate Disco		Release bearing Rodamiento
	Ø	Nº	Ø	Nº	
2810, 2910, 3910, 4110, 4610 3900, 4100, 4600 (11/80 ⇄) 4000, 4400, 4500 (10/69 ⇄ 9/71) <i>IPTO / TDF independiente</i>	11" 280 NO G3	24/200-24 (D8NN7563DB, 83935271) 24/200-24L (128 0059 40)	11" 11" 11"	24/221-15 TF 10Z 21x25 (E8NN7550HA, E5NN7550BB, 83971428, 81862926, 82006626) 24/221-15L (328 0157 16) 24/221-13 UC-LQ 10Z 21x25 (C7NN7550AC, 81820886) 24/221-13L (328 0177 40) 24/221-192L (328 0246 10) UC-LR 10Z 21x25 (C7NN7550AD, 81820887)	24/231-6 (500 0199 40) 64X103X23 (D8NN7580BB, 83933520, 82010859) 24/231-16 Economy <i>Económico</i> (D8NN7580BB, 83933520) 24/230-4 AU 17x40x12 (C5NN7600A, 81805417)
3900, 4100, 4600 4000 (⇄ 9/69) & (10/71 ⇄) <i>IPTO / TDF independiente</i>	11" 280 NO G4	24/200-22 (C5NN7563U, 81815765) 24/200-22L (128 0047 50)	11"	⇄ 9/69 24/221-9 UF 15Z 21x25 (D8NN7550CA, F0NN7550CA, 83916951, 81866440, 82006016) 24/221-9L (328 0247 10)	
4000 (⇄ 9/69) & (10/71 ⇄) <i>Transmission PTO & less PTO</i> <i>Transmisión de TDF & sin TDF</i>			11" 11"	⇄ 9/69 24/221-12 TF 15Z 21x25 (E8NN7550AA, 83971427) 10/71 ⇄ 24/221-15 TF 10Z 21x25 (E8NN7550HA, E5NN7550BB, 83971428, 81862926, 82006626) 24/221-15L (328 0157 16)	24/231-2 52x87x20 (E1ADKN7580B, 81718025) 24/230-4 AU 17x40x12 (C5NN7600A, 81805417)
3550, 4400, 4410, 4500 (⇄ 9/69) & (10/71 ⇄) 4600 <i>IPTO / TDF independiente</i>	13" 330 NM G4	24/200-27 (C5NN7563AC, 81815763) 24/200-27L (133 0018 10)	13"	⇄ 9/69 UF 15Z 21x25 (C7NN7550H, 81816102, E8NN7550CA, 83971424) 24/221-193L (333 0114 16)	24/230-4 AU 17x40x12 (C5NN7600A, 81805417)
3550, 4400, 4410, 4500 (⇄ 9/69) & (10/71 ⇄) 3400 (7/74 ⇄), 4100 (5/73 ⇄) 4600 <i>Transmission PTO & less PTO</i> <i>Transmisión de TDF & sin TDF</i>	13" 330 SM G4	24/200-26 (C5NN7563AD, 81815764) 24/200-26L (133 0017 10)	13"	10/71 ⇄ 24/221-16 UF 10Z 21x25 (F0NN7550BA, 81866447, 82006015) 24/221-16L (333 0088 10)	
2810, 2910, 3910, 4110, 4610 (5/83 ⇄) <i>Finger type clutch / Embrague en dedos</i> 3230, 3430, 3930, 4130, 4630, 4830, 5030 <i>With non-synchronized transmission</i> <i>Con transmisión no sincronizada</i>	13" 330 NM G4	24/200-195L (133 0035 50) (E0NN7563BA, 83925715, 82006027)	13"	24/221-16 UF 10Z 21x25 (F0NN7550BA, 81866447, 82006015) 24/221-16L (333 0088 10) 24/221-194L (333 0046 46) TF 10Z 21x25 (E7NN7550BB, E8NN7550MA, 81862925, 82004604, 83982643, 82004603)	24/231-6 (500 0199 40) 64X103X23 (D8NN7580BB, 83933520, 82010859) 24/231-16 Economy <i>Económico</i> (D8NN7580BB, 83933520) 24/230-4 AU 17x40x12 (C5NN7600A, 81805417)
2810, 2910, 3910, 4110, 4610 (5/83 ⇄) <i>Diaphragm clutch / Embrague en diafragma</i> 3230, 3430, 3930, 4130, 4630, 4830, 5030 <i>With synchronized transmission</i> <i>Con transmisión sincronizada</i>	13" 330 DF	24/200-194L (133 0235 50) (E8NN7563AA, 83982644, 82006011)			

 Part numbers are quoted for reference purposes only.
 Our parts and accessories are not original.

 Las referencias originales tienen un propósito identificativo.
 Nuestras piezas no son originales.

"THE RELIABLE SERVICE"


FORD - 58

(Ed.1) 04/02

bepco tractor parts

FORD (NEW HOLLAND)
 (REPLACEMENT PARTS)

CLUTCH ASSEMBLIES & PLATES
PRENSAS Y DISCOS DE EMBRAGUE

Tractors Tractores	Clutch Embrague		Plate Disco		Release bearing Rodamiento
	Ø	Nº	Ø	Nº	
4635	280/280 GU6	24/200-364L (228 0099 10) (5167923)	280 LG 280 LM	24/221-364L (328 0324 10) TF 16Z 40x45 (5167924) 24/212-364L (328 0234 10) UF 10Z 22x25 (5167925)	24/231-142 (500 0459 00) MS 50x82/90x22 (5122028, 5119875)
4835, TL70	310/310 GU6	24/200-372L (231 0089 10) (5167933)	300 LG 310 LM	24/221-372L (330 0051 10) TF 16Z 40x45 (5167928) 24/212-372L (331 0220 10) UF 10Z 22x25 (5167937)	24/231-47 (500 0393 00) MT 75x115x20 (5167183)
5635, 6635, TL80, TL90	310/310 GU6	24/200-371L (231 0088 10) (5167935, 5179850, 5189875)	310 LG 310 LM	24/221-371L (331 0219 10) TC-LT 16Z 40x45 (5167936, 5179851, 5189825) 24/212-372L (331 0220 10) UF 10Z 22x25 (5167937)	24/230-12 (410 0025 00) AU (28043280, 500311249)
7635, TL100	310 DF	24/200-351L (131 0249 10) (5167939, 5189823)	310	24/221-371L (331 0219 10) TC-LT 16Z 40x45 (5167936, 5179851, 5189825)	
5000 (10/69 ⇄ 5/71)	11"	24/200-23 (D0NN7563A, 81822440) 24/200-23L (128 0057 40)	11"	24/221-14 UC-LQ 25Z 38x41 (C7NN7550AB, 81820885)	24/231-6 (500 0199 40) 64x103x23 (D8NN7580BB, 83933520, 82010859)
5000 (⇄ 9/69) & (6/71 ⇄) 5600, 5700, 6600, 6700 Less / Sin Dual Power	12" 305 FO G4	24/200-29 (E0NN7563CA, 83925716) 24/200-29L (131 0035 50)	12" 12"	24/221-17 UF 25Z 38x41 (F0NN7550HA, 81866449, 82006021) 24/221-17L (330 0023 06) 24/221-195 TF 25Z 38x41 (C7NN7550Z, 81820829)	24/231-16 Economy Económico (D8NN7580BB, 83933520)
5000 (⇄ 9/69) & (6/71 ⇄) 5600, 5700, 6600, 6700 With / Con Dual Power 5110, 5610, 5900, 6610, 6710			12" 12"	24/221-18 UF 10Z 39x45 (E7NN7550DA, 83971654) 24/221-18L (331 0152 10) 24/221-196 TF 10Z 39x45 (D7NN7550A, 83913809)	24/230-5 (410 0021 00) AU 36,5x68x15 (F0NNN779AA, 83992560)

 Part numbers are quoted for reference purposes only.
 Our parts and accessories are not original.

 Las referencias originales tienen un propósito identificativo.
 Nuestras piezas no son originales.

(Ed.1) 04/02


"THE RELIABLE SERVICE"


FORD - 59

bepco tractor parts
FORD (NEW HOLLAND)
 (REPLACEMENT PARTS)

CLUTCH ASSEMBLIES & PLATES
PRENSAS Y DISCOS DE EMBRAGUE

Tractors Tractores	Clutch Embrague		Plate Disco		Release bearing Rodamiento
	Ø	Nº	Ø	Nº	
5000, 5600, 5700, 6600, 6700, 7000, 7600, 7700 Less / Sin Dual Power	13" 330 SM G4	24/200-31 (D8NN7563AB, 83927137, 82006046) 24/200-31L (133 0004 50)	13" 13" 13"	24/221-19 UF 25Z 38x41 (F0NN7550AA, 81866446, 82006014, 82845216) 24/221-19L (333 0033 06) 24/221-197 TF 25Z 38x41 (D2NN7550A, 81825831) 24/221-198 TC-NX 25Z 38x41 (D8NN7550G, D9NN7550A)	 24/231-6 (500 0199 40) 64x103x23 (D8NN7580BB, 83933520, 82010859) 24/231-16 Economy Económico (D8NN7580BB, 83933520)
5000, 5600, 5700, 6600, 6700, 7000, 7600, 7700 With / Con Dual Power 5110, 5610S, 6410, 6610, 6610S, 6710, 6810, 6810S, 7010, 7610, 7610S, 7710, 7810S, 8010 7810 (⇨ 3/88) 7910, 8210 (10/85 ⇨ 3/88)			13" 13"	24/221-20R UF 10Z 39x45 (E3NN7550DA, E7NN7550CA, 83937184, 83971655, 82001666, 82004600) 24/221-20RL (333 0087 10) 24/221-20 TF 10Z 39x45 (E7NN7550EA, E9NN7550BA, F1NN7550AA, 83983642, 81864816, 81870093, 82001665, 82001667, 82004599, 82006023, 82011592) 24/221-20L (333 0032 10)	 24/230-5 (410 0021 00) AU 36,5x68x15 (F0NNN779AA, 83992560)
5640, 6640, 7740, 7840, 8240, TS80, TS90, TS100, TS110 Transmission 8x2 & 16x4 Transmisión	13" 330 DF	24/200-100L (133 0245 10) (F1NN7563AA, 82001664, 81871403, 82006025, 82011590)	13"	24/221-77 TC-MH 10Z 39x45 (D1NN7550C, E8NN7550PA, F1NN7550BA, 81826106, 83992600, 81871404, 82004602, 82006010, 82011591) 24/221-77L (332 0013 10)	24/232-12 (510 0019 20) BO (F0NN7580AA, 82005471) 24/230-5 (410 0021 00) AU 36,5x68x15 (F0NNN779AA, 83992560)
5640, 6640, 7740, 7840, 8240, 8340, TS90, TS100, TS110, TS115 Transmission 12x12 Transmisión			13"		
7810 (4/88 ⇨) 7910, 8210 (⇨ 9/85) & (4/88 ⇨) 8000, 8200, 8530, 8600, 8700, 9000, 9200, 9600, 9700, TW5, TW10	13" 330 FO G4	24/200-78 (D8NN7563BA, 83912979) 24/200-78L (133 0020 11)	13"	24/221-77 TC-MH 10Z 39x45 (D1NN7550C, D8NN7550AA, E8NN7550PA, 81826106, 83992600, 83992600, 82006010, 82011591) 24/221-77L (332 0013 10)	24/231-6 (500 0199 40) 64x103x23 (D8NN7580BB, 83933520, 82010859) 24/231-16 Economy Económico (D8NN7580BB, 83933520)
8630, 8730, 8830, TW15, TW20, TW25, TW30, TW35	14" 350 G3	24/200-80 (E5NN7563AA, D8NN7563CA, 83955478, 83913538) 24/200-80L (135 0079 00)	14" 14"	⇨ 2/86 24/221-79 TC-LY 10Z 39x45 (D8NN7550BB, 83932846) 3/86 ⇨ 24/221-80 TC-LY-AN 10Z 39x45 (E5NN7550CA, 83955477) 24/221-80L (335 0143 11)	24/231-18 (D8NN7580CA, 83917358) 24/230-5 (410 0021 00) AU 36,5x68x15 (F0NNN779AA, 83992560)

 Part numbers are quoted for reference purposes only.
 Our parts and accessories are not original.

 Las referencias originales tienen un propósito identificativo.
 Nuestras piezas no son originales.

"THE RELIABLE SERVICE"


(Ed.1) 04/02

CLUTCH ASSEMBLIES & PLATES
PRENSAS Y DISCOS DE EMBRAGUE

Tractors Tractores	Clutch Embrague		Plate Disco		Release bearing Rodamiento
	Ø	Nº	Ø	Nº	
8160, 8260, TM115, TM125	330 DV	24/200-352L (133 0214 10) (88203038, 5177618)	330	24/221-352L (333 0072 11) TC-LS 18Z 45x50 (5165650)	24/232-24 (500 0851 30) MV (5149611, 9967339)
8360	350 DV	24/200-355L (135 0215 10) MQ (88203039, 5177620)	350	24/221-355L (333 0129 10) TC-LT 18Z 45x50 (5165648)	
		24/200-390KL (635 0686 09) Kit / Juego GI			
TN65F, TN75F, TN90F	280/280 GU6	24/200-365L (228 0126 11) (5176448, 5181421, 5186555)	280 LG 280 LM	24/221-365L (328 0331 11) TC-LS 14Z 35x40 (5181422, 5186558) 24/212-365L (328 0332 10) UC-LR 10Z 22x25 (5176450)	
TN55D, TN55S, TN65D, TN65F, TN65S, TN75D, TN75F, TN75S, TN90F Clutch Hi-Lo Embrague	280	24/200-350L (128 0267 10) (5181427)	280	24/212-365L (328 0332 10) UC-LR 10Z 22x25 (5176450)	

AH	Both driven plates built in
AN	Heavy duty
AU	Spigot bearing
BO	Slave cylinder and release bearing are one unit
DF	Diaphragm, flat flywheel
DV	Diaphragm, pot flywheel
FO	Flat flywheel without release plate
G3	3 levers
G4	4 levers
GA3	Combined clutch, 3 levers
GI	Assembly kit without release bearing
GU6	Independent clutch, 6 levers
LG	Main disc, transmission side, mounted
LK	PTO disc, transmission side, mounted
LM	PTO disc, engine side, loose
LN	Main disc, engine side, loose
LQ	3 pairs of pads
LR	4 pairs of pads
LS	5 pairs of pads
LT	6 pairs of pads
LY	8 pairs of pads
MH	7 pairs of pads
MQ	Interchangeable with VALEO
MS	Small diameter
MT	Large diameter
MV	Release bearing with carrier
NM	PTO fixed flat flywheel with release plate
NO	PTO fixed flat flywheel without release plate
NX	12 pairs of pads
SM	Flat flywheel with release plate
TC	Spring cera-metallic
TF	Spring organic
UC	Fixed cera-metallic
UF	Fixed organic

AH	Embrague con dos discos integrados
AN	Reforzada
AU	Rodamiento piloto
BO	Cilindro receptor y cojinete integrados
DF	Diafragma, volante plano
DV	Diafragma, volante rebajado
FO	Volante de motor plano, sin casquillo de empuje
G3	3 patillas
G4	4 patillas
GA3	Combinado, 3 patillas
GI	Juego completo sin rodamiento de empuje
GU6	Independiente, 6 patillas
LG	Disco principal, montado en lado transmisión
LK	Disco TdF, montado en lado transmisión
LM	Disco TdF, lado motor, libre
LN	Disco principal, lado motor, libre
LQ	3 pares de palas
LR	4 pares de palas
LS	5 pares de palas
LT	6 pares de palas
LY	8 pares de palas
MH	7 pares de palas
MQ	Intercambiable con VALEO
MS	Pequeño Ø
MT	Grande Ø
MV	Rodamiento con soporte
NM	TdF fijam volante de motor plano con casquillo de empuje
NO	TdF fijam volante de motor plano sin casquillo de empuje
NX	12 pares de palas
SM	volante de motor plano con casquillo de empuje
TC	Cerámico con muelles
TF	Orgánico con muelles
UC	Cerámico sin muelles
UF	Orgánico sin muelles

Part numbers are quoted for reference purposes only.
 Our parts and accessories are not original.















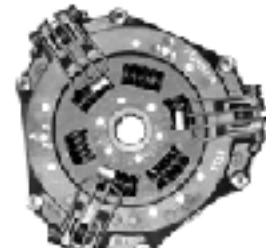





Las referencias originales tienen un propósito identificativo.
 Nuestras piezas no son originales.



bepco tractor parts

FORD (NEW HOLLAND)
(REPLACEMENT PARTS)

CLUTCH ASSEMBLIES & PLATES
PRENSAS Y DISCOS DE EMBRAGUE

24/200-10 	24/200-11 	24/200-16 	24/200-20 
24/200-22 	24/200-23 	24/200-24 	24/200-26 
24/200-27 	24/200-29 	24/200-31 	24/200-78 
24/200-80 	24/200-100 	24/200-350 	24/200-351 
24/200-352 	24/200-355 	24/200-364 	24/200-365 

Part numbers are quoted for reference purposes only.
Our parts and accessories are not original.

*Las referencias originales tienen un propósito identificativo.
Nuestras piezas no son originales.*



"THE RELIABLE SERVICE"



bepco tractor parts

FORD (NEW HOLLAND)
(REPLACEMENT PARTS)

CLUTCH ASSEMBLIES & PLATES
PRENSAS Y DISCOS DE EMBRAGUE


24/200-371




24/200-372




24/212-7




24/212-8




24/212-9



24/212-364



24/212-365



24/212-372



24/221-4




24/221-5



24/221-6



24/221-9



24/221-10



24/221-12



24/221-13



24/221-14



24/221-15



24/221-16



24/221-17



24/221-18



Part numbers are quoted for reference purposes only.
Our parts and accessories are not original.

*Las referencias originales tienen un propósito identificativo.
Nuestras piezas no son originales.*

(Ed.1) 04/02



"THE RELIABLE SERVICE"



FORD - 63

bepco tractor parts


FORD (NEW HOLLAND)
(REPLACEMENT PARTS)

CLUTCH ASSEMBLIES & PLATES
PRENSAS Y DISCOS DE EMBRAGUE

24/221-19



24/221-20



24/221-20R



24/221-77




24/221-79




24/221-80




24/221-195



24/221-196




24/221-197



24/221-198



24/221-352



24/221-355



SLAVE CLUTCH CYLINDER
CILINDRO RECEPTOR DE EMBRAGUE

8160, 8260, 8360, TM115, TM125

24/228-5
(5119605,
5177914)



Part numbers are quoted for reference purposes only.
Our parts and accessories are not original.

Las referencias originales tienen un propósito identificativo.
Nuestras piezas no son originales.



"THE RELIABLE SERVICE"



bepco tractor parts

FORD (NEW HOLLAND)
(REPLACEMENT PARTS)

NON-SYNCHROMESH TRANSMISSION - OIL SEALS
TRANSMISIÓN NO SINCRONIZADA- RETENES

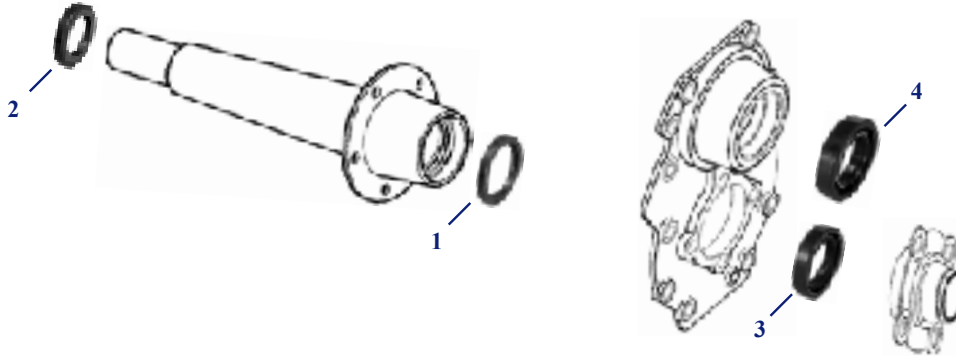


Fig.	1		2	3	4
Tractors Tractores	Oil seal / Retén		Oil seal Retén	Oil seal Retén	Oil seal Retén
	Transm. PTO Transm. TDF	Independent PTO TDF independiente			
Major, Super Major			24/256-4 (E1ADDN7052A, 81717871)	24/290-1 (E27N7082A, 81717884)	52 ⇄ 6/63 24/291-1 (E1ADKN7297A, 81717957) 6/63 ⇄ 24/291-3 (E1ADDN7297A, 81805050)
Dexta, Super Dexta 2000, 2600, 3000, 3600 6 speed / velocidades	24/250-8 (D9NN7R510BA, 83924924)	24/250-9 (D9NNC729BA, 83924923)	24/256-5 (A) (957E727A, 81717245)	24/290-2 (E42GA9, 81717023)	24/291-4 (E62GE9, 81717077)
2000, 2310, 2600, 2610, 2810, 2910, 3000, 3600, 3610, 3900, 3910, 4000, 4100, 4110, 4600, 4610 7 & 8 speed / velocidades				24/290-3 (A-B) (C5NN77086A, 81808572)	
3230, 3430, 3930, 4130, 4630, 4830, 5030					
5000, 5600, 5700, 5900, 6600, 6700, 7000, 7600, 7700	24/250-10 (D9NN7048BA, 83924926)		24/256-6 (C5NN799A, 81801990)		
5110, 5610, 5610S, 6410, 6610, 6610S, 6710, 6810, 6810S, 7010, 7610, 7610S, 7710, 7810S, 8010					
5640, 6640, 7740, 7840, 8240, TS80, TS90, TS100, TS110 8x2 Less / Con Dual Power					
5640, 6640, 7740, 7840, 8240, 8340, TS80, TS90, TS100, TS110, TS115 16x4 Less / Con Dual Power 12x12 Less / Sin Dual Power					
8000, 8200, 8530, 8600, 8630, 8700, 8730, 8830, 9000, 9200, 9600, 9700, TW5, TW10, TW15, TW20, TW25, TW30, TW35					

(A) Also fits 3 cyl. '10' series with synchromesh transmission / Igualmente utilizable sobre 3 cil. y la serie '10' con transmisión sincronizada.
(B) Also fits 3600 6 speed with transmission PTO / Igualmente utilizable sobre 3600 de 6 velocidades con TDF.

Part numbers are quoted for reference purposes only.
Our parts and accessories are not original.

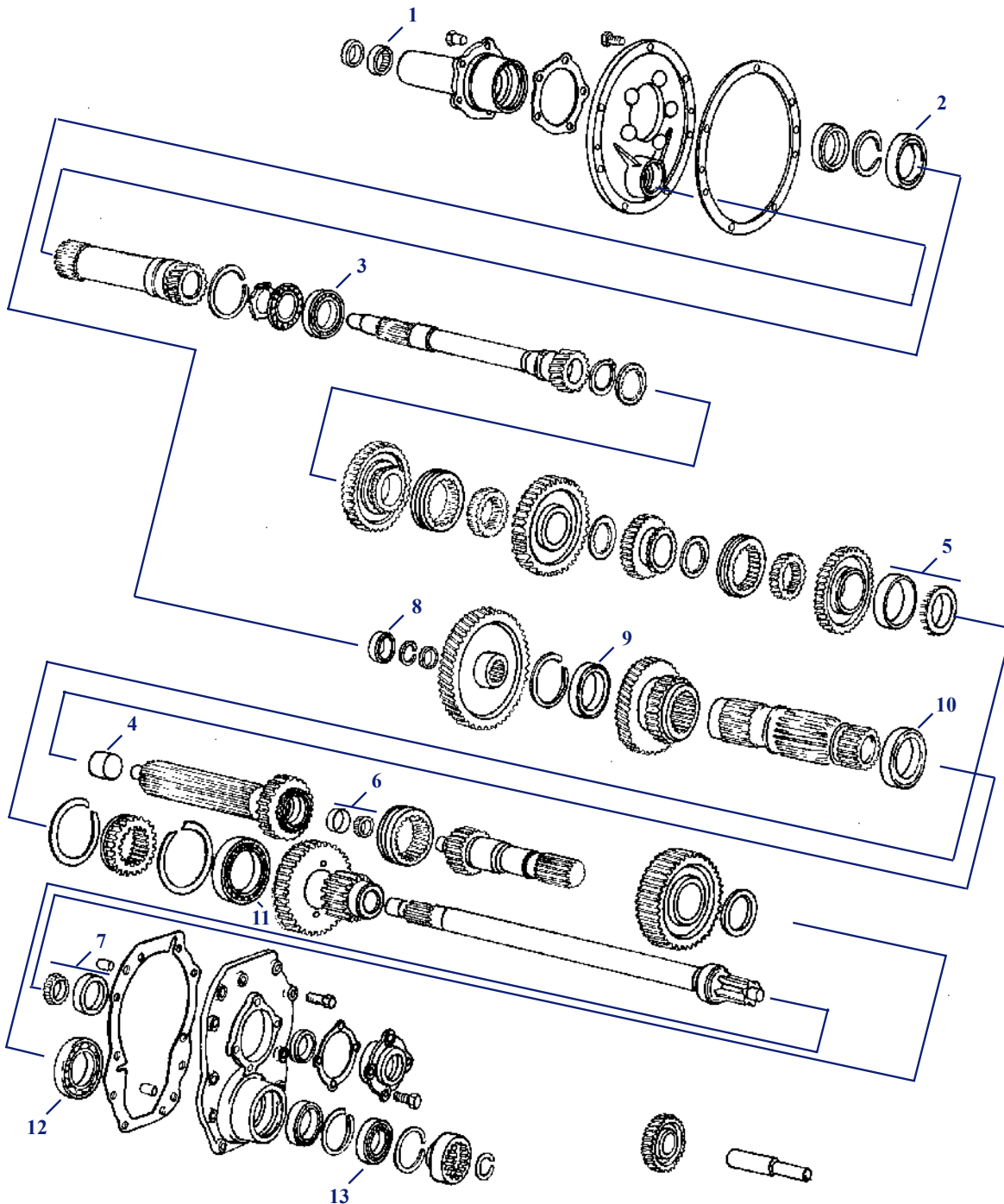
Las referencias originales tienen un propósito identificativo.
Nuestras piezas no son originales.



"THE RELIABLE SERVICE"



NON-SYNCHROMESH TRANSMISSION - 6, 7 & 8 SPEED GEARS BEARINGS
TRANSMISIÓN NO SINCRONISADA - RODAMIENTOS PARA CAJAS DE 6, 7 & 8 VELOCIDADES



Part numbers are quoted for reference purposes only.
Our parts and accessories are not original.

Las referencias originales tienen un propósito identificativo.
Nuestras piezas no son originales.



bepco tractor parts

FORD (NEW HOLLAND)
(REPLACEMENT PARTS)

NON-SYNCHROMESH TRANSMISSION - 6, 7 & 8 SPEED GEARS BEARINGS
TRANSMISIÓN NO SINCRONISADA - RODAMIENTOS PARA CAJAS DE 6, 7 & 8 VELOCIDADES



Fig.	Position Posición	6 speed 6 velocidades	7 & 8 speed / velocidades			
		2000, 2600, 3000, 3600	2000, 2310, 2600, 2610, 3000, 3600, 3610	2810, 2910, 3900, 3910, 4000, 4100, 4110, 4600, 4610	3230, 3430, 3930	4130, 4630, 4830, 5030
1	PTO input shaft front <i>Frontal de entrada de eje TDF</i>	24/266-2 (E61GE9, 81800749)		24/266-3 (A) (D0NNN755B, 81823998)	24/266-4 (E9NND745A, 83983006)	
2	PTO input shaft rear <i>Trasero de entrada del eje TDF</i>	24/266-5 (N115069B, C5NN7N166B, 81854759, 83908455)				
3	Main drive input shaft <i>Entrada del eje primario</i>	24/266-6 (C5NN7A452A, N115069A, 81805130, 81808853, 86511837)				
4	Main shaft pilot <i>Piloto del eje primario</i>	24/264-5 (C5NN7120B, 81821350)		24/266-7 (C5NN7N045A, 81804634)	24/266-8 (7/93 ⇄) (82001825)	
5	Main shaft <i>Eje primario</i>	24/266-5 (B) (N115069B, C5NN7N166B, 81854759, 83908455)	24/277-4 (C5NN7N432A + C5NN7N431A, 81805119 + 81805117)	24/277-5 (C7NN4874B + C7NN7N431B, 81826019 + 81829466)		
6	Output shaft pilot <i>Piloto del eje de salida</i>	24/266-9 (B) (E76GA9, 81800638)	24/277-6 (C5NN7N048A + C5NN7N047A, 81804637 + 81804636)			
7	Output shaft <i>Eje de salida</i>	24/266-10 (B) (E53GA9, 81800632)	⌀ 4/71 24/277-7 (C5NN7N044A, 83990517)		⌀ 5/71 ⇄ 24/462-9 (WAA4220A, 83992412)	
8	PTO countershaft front <i>Frontal del eje de reenvío TDF</i>	24/266-4 (E52GE9, E9NND745AA, 81800745, 83983006)				
9	Countershaft front <i>Frontal del eje de reenvío</i>	24/266-5 (N115069B, C5NN7N166B, 81854759, 83908455)				
10	Countershaft rear <i>Trasero del eje de reenvío</i>	24/266-12 (C7NN7118B, 81818134)			24/266-13 (E1ADDN7025A, 81845752, 89780033)	
11	Secondary countershaft front <i>Frontal del eje secundario</i>	24/266-14 (C5NN7127B, 81804781)				
12	Secondary countershaft rear <i>Trasero del eje secundario</i>	24/266-15 (C5NN7127A, 81804780)	24/266-15 (C5NN7127A, 81804780)		24/266-16 (C) (D9NN7118AA, 81940383)	
13	PTO countershaft rear <i>Trasero del eje de reenvío TDF</i>	24/266-17 (E75GE9, 81800755)			24/266-5 (N115069B, C5NN7N166B, 81854759, 83908455)	

(A) With Transmission PTO, fits PTO input gear / *Con transmisión de TDF se monta sobre el piñón de entrada de la TDF*
 (B) Ball bearing, not taper roller bearing / *Rodamiento de bolas, no de rodillos*
 (C) With creeper gear / *Con piñón de la reductora*

Part numbers are quoted for reference purposes only.
Our parts and accessories are not original.

Las referencias originales tienen un propósito identificativo.
Nuestras piezas no son originales.



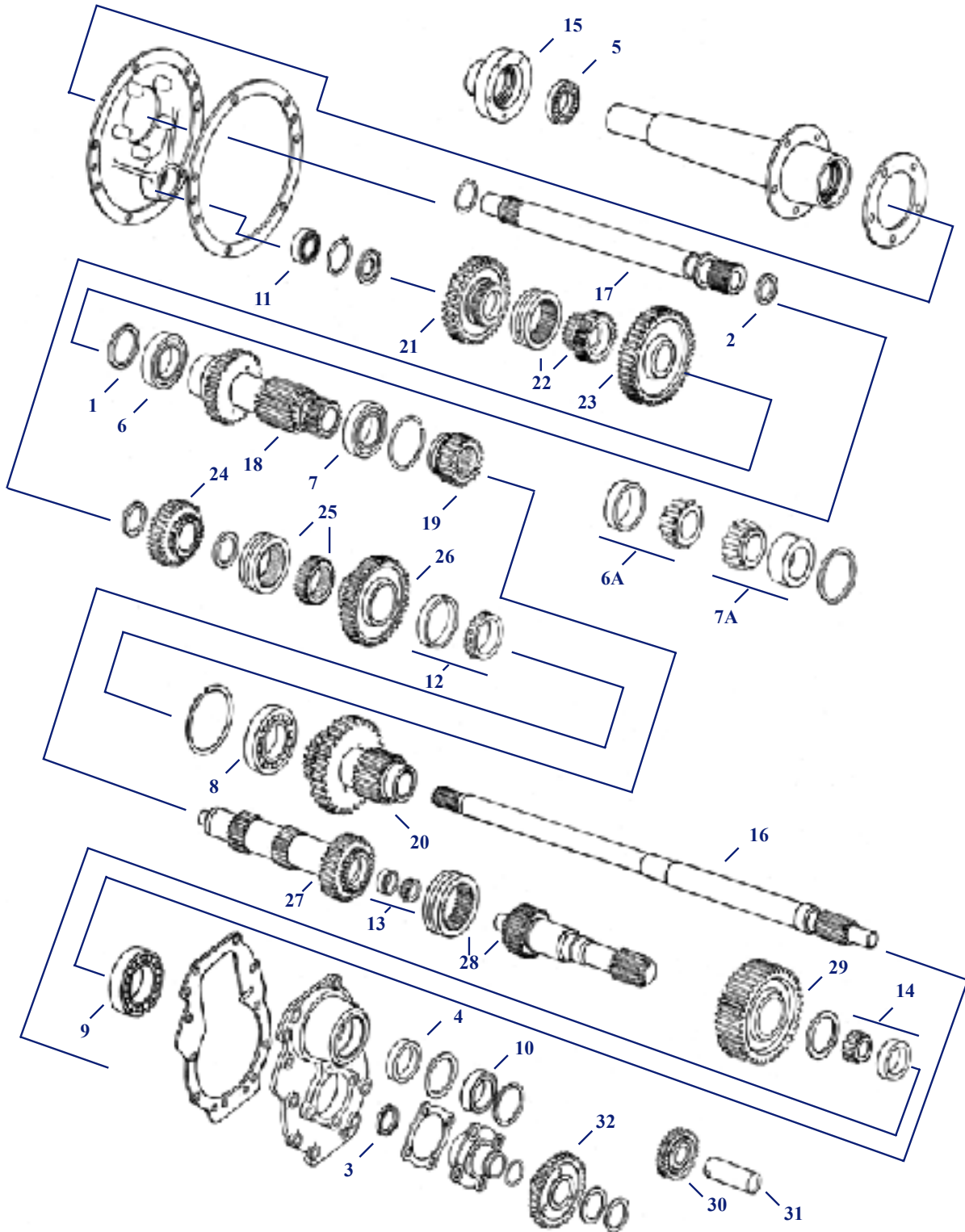
"THE RELIABLE SERVICE"



bepco tractor parts

FORD (NEW HOLLAND)
(REPLACEMENT PARTS)

NON-SYNCHROMESH TRANSMISSION - 7 & 8 SPEED
TRANSMISIÓN NO SINCRONIZADA - 7 & 8 VELOCIDADES



Part numbers are quoted for reference purposes only.
Our parts and accessories are not original.

Las referencias originales tienen un propósito identificativo.
Nuestras piezas no son originales.



"THE RELIABLE SERVICE"



NON-SYNCHROMESH TRANSMISSION - 7 & 8 SPEED GEARS BEARINGS
RODAMIENTOS PARA CAJAS DE 7 & 8 VELOCIDADES NO SINCRONIZADA



Fig.	Position Posición	5000, 5600, 5700, 6600, 6700	5110, 5610, 5900, 6410, 6610, 6710, 6810 7610, 7710 (5/84 ⇄)	5610S, 6610S, 6810S, 7010, 7610S, 7810S, 8010	5640, 6640, 7740, 7840, 8240, TS80, TS90, TS100, TS110	7000, 7600, 7700 7610, 7710 (⇄ 4/84)	
5	PTO drive plate Disco de TDF	24/230-5 (F0NNN779AA, 83992560)					
6	Main shaft front Frontal del eje primario	24/266-19 (C5NN7N046A, 81804635)				24/277-8 (A) (D0NN7R062A + D0NN7R066A, 81823621 + 81823626)	
7	Main shaft rear Trasero del eje primario	24/266-12 (C7NN7118B, 81818134)	24/266-13 (E1ADDN7025A, 81845752, 89780033)	24/266-20 (C7NN7118D, 81862911)	24/277-9 (B) (D0NN7R063A + D0NN7R067A, 81823622 + 81823627)		
8	Second. countershaft front Frontal del eje secundario	24/266-14 (C5NN7127B, 81804781)					
9	Second. countershaft rear Trasero del eje secundario	(⇄ 9/92) 24/266-15 (C5NN7127A, 81804780)		(10/92 ⇄) 24/266-21 (F1NN7N166AA, 82855068)		24/266-22 (D0NN7127A, 81823636)	
10	PTO drive shaft Eje de transmisión de la TDF	24/266-17 (E75GE9, 81800755)					
11	Countershaft front Frontal del eje de reenvío	24/266-3 (D0NNN755B, 81823998)	24/266-23 (C5NNN755A, 81801927)		24/266-24 (D0NN7118C, 81823635)		
12	Countershaft rear Trasero del eje de reenvío	24/277-5 (C7NN4874B + C7NN7N431B, 81826019 + 81829466)					
13	Output shaft pilot Piloto del eje de salida	(C) ⇄ 4/84 24/277-6 (C5NN7N048A + C5NN7N047A, 81804637 + 81804636)	(C) 5/84 ⇄, (D) 24/277-10 (D0NN7N048A + D0NN7N047A, 81823620 + 81823619)	24/277-10 (D0NN7N048A + D0NN7N047A, 81823620 + 81823619)			
14	Output shaft rear Trasero del eje de salida	(⇄ 4/71) 24/277-7 (C5NN7N044A, 83990517)		(5/71 ⇄) 24/462-9 (WAA4220A, 83992412)			

- (A) Taper roller bearing / Cojinete de rodillos 6A
(B) Taper roller bearing / Cojinete de rodillos 7A
(C) Less / Sin Dual Power
(D) With / Con Dual Power

Part numbers are quoted for reference purposes only.
Our parts and accessories are not original.

Las referencias originales tienen un propósito identificativo.
Nuestras piezas no son originales.



bepco tractor parts

FORD (NEW HOLLAND)
(REPLACEMENT PARTS)

NON-SYNCHROMESH TRANSMISSION - 7 & 8 SPEED GEARS (1)
EJES Y PIÑONES PARA CAJAS DE 7 Y 8 VELOCIDADES NO SINCRONIZADAS (1)



See also page 68 / Ver también página 68

Fig.	15	16	17	18	19	20
Tractors Tractores	PTO drive plate Plato de arrastre de la TDF	PTO drive shaft Eje TDF	Input shaft Eje	Main shaft Eje primario	Gear Piñón intermedio	Sec. shaft Eje secund.
2000, 2310, 2600, 2610, 2810, 2910, 3000, 3230, 3430, 3600, 3610, 3900, 3910, 3930, 4000, 4100, 4110, 4130, 4600, 4610, 4630, 4830, 5030						24/288-1 (C5NN7113B, 81804753)
5000, 5600, 5700, 6600, 6700	15 Teeth 15 Dientes 24/245-1 (C5NNN777A, 81801947)	15 Teeth 15 Dientes 24/246-1 (C5NN7A684A, 81805444)	24/258-3 (C) (C5NN7017A, 81804582) 24/258-12 (D) (D2NN7017A, 81826577)	24/265-5 (A) (C5NN7C094A, 81804715) 24/265-6 (B-C) (C9NN7C094B, 81822959) 24/265-18 (D) (E7NN7C094AA, 83960506)		⇄ 9/70 24/288-1 (C5NN7113B, 81804753) 10/70 ⇄ 24/288-8 (C9NN7113B, 81822961)
5110, 5610, 5900, 6410, 6610, 6710, 6810 7610, 7710 (5/84 ⇄)	20Teeth 20 Dientes 24/245-4 (E) (E1NNN777AB, 83936827)	20Teeth 20 Dientes 24/246-4 (E4NN7A684AA, 83948847)	⇄ 4/84 24/258-13 (C) (E0NN7017HA, 83926238) 5/84 ⇄ 24/258-14 (C) (E2NN7017EA, 83946987) 24/258-12 (D) (D2NN7017A, 81826577)	⇄ 4/84 24/265-6 (C9NN7C094B, 81822959) 5/84 ⇄ 24/265-18 (E7NN7C094AA, 83960506)	24/287-1 (E0NN7106BA, 83934545)	24/288-8 (C9NN7113B, 81822961)
5610S, 6610S, 6810S, 7010, 7610S, 7810S, 8010, TS80, TS90, TS100, TS110	24/245-4 (E1NN777AB, 83936827)		24/258-14 (C) (E2NN7017EA, 83946987) 24/258-12 (D) (D2NN7017A, 81826577)	24/265-18 (E7NN7C094AA, 83960506)		⇄ 9/92 24/288-8 (C9NN7113B, 81822961)
5640, 6640, 7740, 7840, 8240						
7000, 7600, 7700	15 Teeth 15 Dientes 24/245-1 (C5NNN777A, 81801947)	15 Teeth 15 Dientes 24/246-1 (C5NN7A684A, 81805444)	24/258-3 (C) (C5NN7017A, 81804582) 24/258-12 (D) (D2NN7017A, 81826577)		24/265-15 (C) (E2NN7C094BA, 83935404)	24/288-9 (D0NN7113C, 81823634)
7610, 7710 (⇄ 4/84)	20Teeth 20 Dientes 24/245-4 (E) (E1NNN777AB, 83936827)	20Teeth 20 Dientes 24/246-4 (E4NN7A684AA, 83948847)	24/258-13 (C) (E0NN7017HA, 83926238) 24/258-12 (D) (D2NN7017A, 81826577)			

(A) 7 speed / velocidades (65 ⇄ 3/68) ,8 speed / velocidades (65 ⇄ 9/65)

(B) 7 speed / velocidades (4/68 ⇄) ,8 speed / velocidades (9/65 ⇄)

(C) Less / Sin Dual Power (D) With / Con Dual Power

(E) Also fits Synchromesh transmission including / También montado sobre transmisiones sincronizadas de 7410, 7810, 7910, 8210

Part numbers are quoted for reference purposes only.
Our parts and accessories are not original.

Las referencias originales tienen un propósito identificativo.
Nuestras piezas no son originales.



"THE RELIABLE SERVICE"



NON-SYNCHROMESH TRANSMISSION - 7 & 8 SPEED GEARS (2)
PIÑONES DE LA CAJAS DE 7 Y 8 VELOCIDADES NO SINCRONIZADAS (2)



See also page 68 / Ver también página 68

Fig.	21	22	23	24	25	26
Tracteurs Tractors	3rd Gear Piñón de la 3ra.	Coupling assy. Casquillo de acoplamiento	1st Gear Piñón de la 1ra.	Reverse gear Piñón de marha atrás	Coupling assy. Casquillo de acoplamiento	2nd Gear Piñón de la 2da.
2000, 2310, 2600, 2610, 3000, 3600, 3610			24/262-4 (B) (E6NN7N100AA, 83960019)		24/282-1 (E6NN7N072AA, 83960026)	
2810, 2910, 3900, 3910, 4100, 4110, 4600, 4610			24/262-4 (E6NN7N100AA, 83960019)	24/285-3 (E6NN7N012AA, 83960462)		⌀ 2/89 24/263-3 (E6NN7N101BA, 83959996)
3230, 3430, 3930, 4130, 4630, 4830, 5030	24/259-2 (E9NN7N315AA, 83990392)		24/262-3 (A) (C5NN7N100A, 81804720)	24/285-2 (A) (C5NN7N012A, 81804571)		
4000			24/262-4 (B) (E6NN7N100AA, 83960019)	24/285-3 (B) (E6NN7N012AA, 83960462)		
5000	⌀ 9/70 24/259-2 (C) (E9NN7N315AA, 83990392) 10/70 ⌀ 24/259-3 (C) (E6NN7N315AA, 83960029) 24/259-8 (D) (E6NN7N315BA, 83959997)	24/282-1 (E6NN7N072AA, 83960026)	24/262-3 (A) (C5NN7N100A, 81804720) 24/262-4 (B-C) (E6NN7N100AA, 83960019) 24/262-9 (D) (E6NN7N100BA, 83959993)	24/285-2 (A) (C5NN7N012A, 81804571) 24/285-3 (B-C) (E6NN7N012AA, 83960462) 24/285-4 (D) (E6NN7N012BA, 83960005)	24/283-1 (E6NN7N072BA, 83960027)	
5110, 5600, 5610, 5700, 5900, 6410, 6610, 6700, 6710, 6810 7610, 7710 (5/84 ⌀)	(C) ⌀ 4/84 24/259-3 (E6NN7N315AA, 83960029) (C) 5/84 ⌀ & (D) 24/259-8 (E6NN7N315BA, 83959997)		(C) ⌀ 4/84 24/262-4 (E6NN7N100AA, 83960019) (C) 5/84 ⌀ & (D) 24/262-9 (E6NN7N100BA, 83959993)	(C) ⌀ 4/84 24/285-3 (E6NN7N012AA, 83960462) (C) 5/84 ⌀ & (D) 24/285-4 (E6NN7N012BA, 83960005)		24/263-3 (E6NN7N101BA, 83959996)
5610S, 5640, 6610S, 6640, 6810S, 7010, 7610S, 7640, 7810S, 7840	24/259-8 (E6NN7N315BA, 83959997)		24/262-9 (E6NN7N100BA, 83959993)	24/285-4 (E6NN7N012BA, 83960005)		
7000	24/259-9 (D) (D2NN7N315A, 81826596)	24/282-2 (D2NN7N072A, 81826584)	24/262-4 (C) (E6NN7N100AA, 83960019) 24/262-9 (D) (E6NN7N100BA, 83959993)	24/285-3 (C) (E6NN7N012AA, 83960462) 24/285-4 (D) (E6NN7N012BA, 83960005)		
7600, 7700, 7610, 7710 (⌀ 4/84)	24/259-9 (D2NN7N315A, 81826596)		24/262-9 (E6NN7N100BA, 83959993)	24/285-4 (E6NN7N012BA, 83960005)		

(A) 7 speed / velocidades (65 ⌀ 3/68) , 8 speed / velocidades (65 ⌀ 9/65)
(B) 7 speed / velocidades (4/68 ⌀) , 8 speed / velocidades (9/65 ⌀)

(C) Less / Sin Dual Power
(D) With / Con Dual Power

Part numbers are quoted for reference purposes only.
Our parts and accessories are not original.


Las referencias originales tienen un propósito identificativo.
Nuestras piezas no son originales.



bepco tractor parts

FORD (NEW HOLLAND)
(REPLACEMENT PARTS)

NON-SYNCHROMESH TRANSMISSION - 7 & 8 SPEED GEARS (3)
EJES Y PIÑONES PARA CAJAS DE 7 Y 8 VELOCIDADES NO SINCRONIZADAS (3)



See also page 68 / Ver también página 68

Fig.	27	28	29	30	31	32
Tractors Tractores	Countershaft Eje de reenvío	Output shaft Eje salida	Output gear Piñón de salida	Idler gear Piñón intermedio	Idler shaft Eje intermedio	Hyd. pump gear Piñón de bomba hidráulica
2000, 2310, 2600, 2610, 3000, 3600, 3610, 4000				24/275-1 (B) (C5NN7141B, 81813479)		
2810, 2910, 3230, 3430, 3900, 3910, 3930, 4100, 4110, 4130, 4600, 4610, 4630, 4830, 5030				24/275-1 (C5NN7141B, 81813479)	24/286-2 (C5NN7140B, 81804795)	
5000 (⇔ 4/71)		24/289-1 (C) (C7NN7N071D, 81818769) 24/289-3 (D) (E6NN7N071BA, 83959999)		24/275-1 (B-C) (C5NN7141B, 81813479) 24/275-2 (D) (D2NN7141A, 81826484)	4/68 ⇔ 24/286-3 (C7NN7140C, 81817885)	
5000 (5/71 ⇔) 5110, 5600, 5610, 5700, 5900, 6410, 6600, 6610, 6700, 6710, 6810, 7610, 7710 (5/84 ⇔)	24/278-3 (F) (E6NN7111AA, 83960001)	(C) ⇔ 4/84 24/289-2 (C9NN7N071B, 81824350) (C) 5/84 ⇔ & (D) 24/289-3 (E6NN7N071BA, 83959999)	24/274-1 (E6NN7145AA, 83960022)	(C) ⇔ 4/84 24/275-1 (C5NN7141B, 81813479) (C) 5/84 ⇔ & (D) 24/275-2 (D2NN7141A, 81826484)		24/637-1 (E) (D9NNN883AA, 83919059)
5610S, 5640, 6610S, 6640, 6810S, 7010, 7610S, 7740, 7810S, 7840, 8010, 8240, TS80, TS90, TS100, TS110				24/275-2 (D2NN7141A, 81826484)	24/286-3 (C7NN7140C, 81817885)	
7000, 7600, 7700, 7610, 7710 (⇔ 4/84)	24/278-9 (D2NN7111B, 81826591)	24/289-3 (G) (E6NN7N071BA, 83959999)		24/275-1 (C) (C5NN7141B, 81813479) 24/275-2 (D) (D2NN7141A, 81826484)		24/637-1 (E) (D9NNN883AA, 83919059)

(B) 7 speed / velocidades (4/68 ⇔) , 8 speed / velocidades (9/65 ⇔)

(C) Less / Sin Dual Power

(D) With / Con Dual Power

(E) Also fits Synchronmesh transmission including / También montado sobre transmisiones sincronizadas de 7410, 7810, 7910, 8210

(F) 24/278-3 (E6NN7111AA, 83960001) must be used with / Debe usarse con :

Output shaft / Eje 24/289-3 (E6NN7N071BA, 83959999) &

Bearing / Rodamiento 24/277-10 (D0NN7N047A, 81823619 + D0NN7N048A, 81823620)

(G) 24/289-3 consists of / Se compone de :

Shaft / Eje 24/289-4 (E6NN7061BA, 81878438) &

Coupling / Acoplamiento 24/289-5 (E6NN7106AA, 83959995)

Part numbers are quoted for reference purposes only.
Our parts and accessories are not original.

Las referencias originales tienen un propósito identificativo.
Nuestras piezas no son originales.



"THE RELIABLE SERVICE"



PTO DRIVE PLATES & SHAFTS
EJES Y PLATO DE ARRASTRE DE LA TDF



Fig.	1	2
Tractors Tractores	PTO drive plate Plato de arrastre	PTO drive shaft Eje de TDF
5110, 5610, 6410, 6610, 6710, 6810, 7410, 7610, 7710, 7810, 7910, 8210 8 speed synchronmesh transmission <i>Transmisión sincronizada 8 velocidades</i>	24/245-4 (E1NNN777AB, 83936827)	24/246-7 (E1NN7A684AB, 83947157)
5640, 6640, 7740, 7840, 8240, 8340, TS90, TS100, TS110, TS115 Transmission 12 x 12 <i>transmisión</i>	24/245-5 (F1NNN777AA, 81871306)	24/246-8 (F0NN7A684AB, 81871304) Less Dual Power <i>Sin Dual Power</i>
8000, 8200, 8600, 8700, 9000, 9200, 9600, 9700 8 speed constant mesh, heavy duty (9/69 ⇄ 78) <i>8 velocidades engrane constante, reforzada 9/69 ⇄ 78)</i>	24/245-6 (D8NNN778AA, 83913005)	24/246-9 (D8NN7A684BA, 83913004)
8530, 8630, 8730, 8830, TW5, TW10, TW15, TW20, TW25, TW30, TW35 8 speed constant mesh <i>8 velocidades engrane constante</i>		24/246-10 (D8NN7A684AB, 83913807)

See also page 70
Ver también página 70

Part numbers are quoted for reference purposes only.
Our parts and accessories are not original.

Las referencias originales tienen un propósito identificativo.
Nuestras piezas no son originales.



bepco tractor parts

FORD (NEW HOLLAND)
(REPLACEMENT PARTS)

GEAR SHIFT MECHANISM - NON-SYNCHROMESH TRANSMISSION 7 & 8 SPEED
MECANISMO DE LA CAJA DE 7 & 8 VELOCIDADES NO SINCRONIZADA

Fig.	1	2
	Knob / Bola	
Tractor Tractores	Main gear change Palanca cambio principal	High-low gear Palanca cambio Hi-Lo
2000, 2310, 2600, 2610, 2810, 2910, 3000, 3230, 3430, 3600, 3610, 3900, 3910, 3930, 4000, 4100, 4110, 4130, 4600, 4610, 4630, 4830, 5000, 5030, 5110, 5600, 5610, 5610S, 5900, 6410, 6600, 6610, 6610S, 6810, 6810S, 7000, 7600, 7610, 7610S	24/552-5 (C5NN7213A, 81804882) 1 5/8 "	24/552-3 (E440GB9, 81800669) 1 1/4"

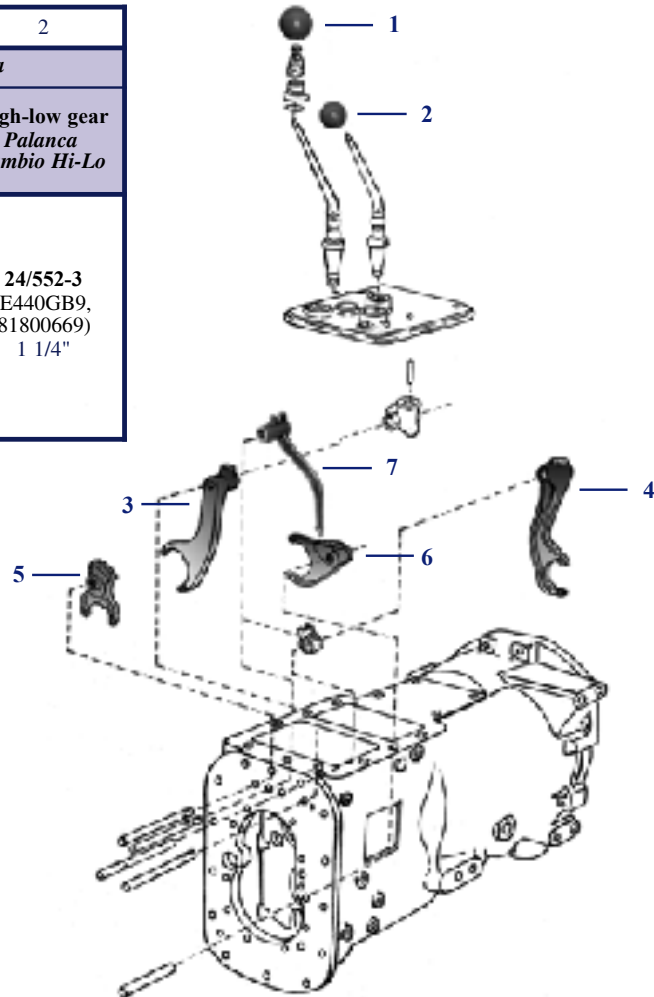


Fig.	3	4	5	6	7
	Shift fork / Horquilla				Shift arm / Brazo
Tractor Tractores	High-Low Hi-Lo	1st-5th/3rd-7th 1^o-5^o/3^o-7^o	4th-8th 4^o-8^o	2nd-6th / Reverse 2^o-6^o / Marcha trasera	
5000, 5110, 5600, 5610, 5700, 5900, 6410, 6600, 6610, 6700, 6710, 6810, 7000, 7600, 7610, 7700, 7710	24/555-2 (C7NN7231B, 81817367)	24/556-6 (C7NN7231A, 81817345)	24/556-8 (E5NN7230AA, 83955097)	24/556-7 (E8NN7231AA, 83974360)	24/559-1 (E5NN7346AA, 83955498)
5610S, 6610S, 6810S, 7010, 7610S, 7810S, 8010					
5640, 6640, 7740, 7840, 8240, TS80, TS90, TS100, TS110 8x2 less / sin Dual Power 16x4 with / con Dual Power					

Part numbers are quoted for reference purposes only.
Our parts and accessories are not original.

Las referencias originales tienen un propósito identificativo.
Nuestras piezas no son originales.



"THE RELIABLE SERVICE"



bepco tractor parts

FORD (NEW HOLLAND)
(REPLACEMENT PARTS)

INDEPENDENT P.T.O. GEARS
PIEZAS DE LA TDF INDEPENDIENTE

SINGLE SPEED / 1 VELOCIDAD



Fig.	1	2	3	4
Tractors Tractores	Drive shaft Eje	Drive gear Engranaje	Drive gear Engranaje	PTO cap Tapa de salida
5000, 5600, 5700, 6600, 6700, 7000, 7600, 7700	24/297-1 (C5NNA701A, 81801779) 66mm 25.40"	24/298-1 (D1NN745B, 81824582) 23 Teeth 23 Dientes	24/299-1 (C5NNA726A, 81801857) 81 Teeth 540rpm 81 Dientes 540 RPM	24/308-3 (C5NN726A, 81801856)
5110, 5610, 6410, 6610, 6710, 6810, 7410, 7610, 7710 (⇄ 9/89)				
5610S, 6610S, 6810S, 7610S L/FWD (⇄ 12/94)				
5610S, 6610S, 6810S, 7610S L/FWD (1/95 ⇄) & W/FWD				
5640, 6640, 7740, TS80, TS90, TS100				

TWO SPEED / 2 VELOCIDADES

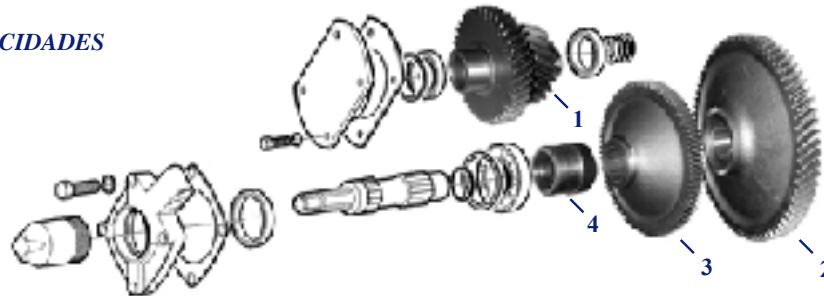


Fig.	1	2	3	4
Tractors Tractores	Drive gear Engranaje	Drive gear / Engranaje		PTO sleeve Casquillo TDF
		540 rpm 540 rpm	1000 rpm 1000 rpm	
5110, 5610, 5610S, 5640, 6410, 6610, 6610S, 6640, 6710, 6810, 6810S, 7010, 7410, 7610, 7610S, 7710, 7740, 7810, 7810S, 7840, 7910, 8010, 8210, 8240, 8340, TS80, TS90, TS100, TS110 IPTO 2 speed non-shiftable Tdf ind. 2 velocidades no intercambiable	24/298-5 (E0NN745AA, 83924763) 20 - 41 Teeth 20 - 41 Dientes	24/299-6 (E0NNA726AD, 83927911) 70 Teeth 70 Dientes	24/299-7 (E0NNA726BA, 83926452) 84 Teeth 84 Dientes	24/301-4 (D8NNB733AC, 83946838)
8530, 8630, 8730, 8830, TW5, TW10, TW15, TW20, TW30, TW35				

Las referencias originales tienen un propósito identificativo.
Nuestras piezas no son originales.

Part numbers are quoted for reference purposes only.
Our parts and accessories are not original.



"THE RELIABLE SERVICE"



bepco tractor parts

FORD (NEW HOLLAND)
(REPLACEMENT PARTS)

PTO SHAFTS & SEALS
EJE Y RETENES DE LA TDF



Tractors Tractores	PTO shaft Eje TDF	PTO oil seal Retén
Major, Super Major		24/305-2 (E27N7305A, 81717963)
Dexta, Super Dexta		24/305-3 (957E703A, 81717238)
2000, 3000 (6, 7 & 8 speed / velocidades) 2600, 3600 (6 & 8 speed / velocidades) 2310, 2610, 3610 (⇄ 4/83) Live PTO & transmission PTO TDF directo o transmisión TDF	 540 rpm / 540 rpm - 1 3/8" - 6 spline / estriás	24/303-5 (C5NNA728A, E5NNA728AA, 81801864, 83955575)
3900, 4100, 4600 (⇄ 9/80) 4000 IPTO / TDF independiente	 540 rpm / 540 rpm - 1 3/8" - 6 spline / estriás	24/303-7 (D3NN710D, 81845846) 24/305-4 (D9NN703BB, 83944079)
3900, 4100, 4600 (10/80 ⇄) 2810, 2910, 3910, 4110, 4610 3230, 3430, 3930, 4130, 4630, 4830, 5030 (2RM / WD W/8x2 trans.) IPTO / TDF independiente	 540 rpm / 540 rpm - 1 3/8" - 6 spline / estriás	24/303-58 (D8NN725AB, 83937193)
5000, 7000 (⇄ 5/73) IPTO single speed TDF independiente 1 velocidad	 540 rpm / 540 rpm - 1 3/8" - 6 spline / estriás	24/303-8 (D2NN752C, 81827062)
5000, 7000 (6/73 ⇄) 5600, 5700, 6600, 6700, 7600, 7700 5110, 5610, 6410, 6610, 6710, 6810, 7410, 7610, 7710 (⇄ 9/89) 5610S, 6610S, 6810S, 7610S L/FWD (⇄ 12/94) IPTO single speed TDF independiente 1 velocidad	 540 rpm / 540 rpm - 1 3/8" - 6 spline / estriás	24/303-9 (E4NN752AA, 83947133) 24/305-5 (C5NN710B, 81819064)
5000, 7000 (6/73 ⇄) 5600, 5700, 6600, 6700, 7700 IPTO 2 speed TDF independiente 2 velocidades	 540 rpm / 540 rpm - 1 3/8" - 6 spline / estriás	24/303-10 (D2NNB728A, 81826814)
	 1000 rpm / 1000 rpm - 1 3/8" - 21 spline / estriás	24/303-11 (D2NNB728B, 81827171)
	 1000 rpm / 1000 rpm - 1 3/8" - 21 spline / estriás	24/303-59 (A) (D2NNB728B, 81827171)
		⇄ 12/85 24/305-6 (D9NN710BB, 83944032) Thick 3/8" Grueso 3/8" 1/86 ⇄ 24/305-9 (D9NN710BC, 83955173, 89823545) Thick 3/8" Grueso 3/8"

Part numbers are quoted for reference purposes only.
Our parts and accessories are not original.

Las referencias originales tienen un propósito identificativo.
Nuestras piezas no son originales.



"THE RELIABLE SERVICE"














bepco tractor parts

FORD (NEW HOLLAND)
(REPLACEMENT PARTS)

PTO SHAFTS & SEALS
EJES Y RETENES DE TDF



Tracteurs Tractors	PTO shaft Eje TDF		PTO oil seal Retén
5110, 5610, 5610S, 5640, 6410, 6610, 6610S, 6640, 6710, 6810, 6810S, 7010, 7410, 7610, 7610S, 7710, 7740, 7810, 7810S, 7840, 7910, 8010, 8210, 8240, 8340, 8530, 8630, 8670, 8730, 8830, TS80, TS90, TS100, TS110, TW5, TW10, TW15, TW20, TW25 IPTO 2 speed non-shiftable TDF independiente de 2 velocidades no intercambiable	 540 rpm / 540 rpm - 1 3/8" - 6 spline / estrias	24/303-14 (E6NNB728AA, 83959984)	 ⇨ 12/85 24/305-6 (D9NNN710BB, 83944032) Thick 3/8" Grosor 3/8" 1/86 ⇨ 24/305-9 (D9NNN710BC, 83955173, 89823545) Thick 9/16" Grueso 9/16"
	 1000 rpm / 1000 rpm - 1 3/8" - 21 spline / estrias	24/303-15 (D8NNB728BC, 83957546, 86511620)	
	 1000 rpm / 1000 rpm - 1 3/8" - 6 spline / estrias	24/303-57 (A) (D8NNB728BC, 83957546, 86511620)	
5110, 5610, 6410, 6610, 6710, 6810, 7410, 7610, 7710, 7810, 7910, 8210 (10/89 ⇨) IPTO 2 speed shiftable TDF independiente de 2 velocidades intercambiable	 540 rpm / 540 rpm - 1 3/8" - 6 spline / estrias	24/303-56 (E7NNB728AA, 83983802)	
	 1000 rpm / 1000 rpm - 1 3/8" - 21 spline / estrias	24/303-55 (E7NNB728BA, 83983811)	
8670, TW30, TW35	 1000 rpm / 1000 rpm - 1 3/4" - 6 spline / estrias	24/303-54 (A) (D8NNB728CC, 83957545)	
8770, 8870, 8970	 1000 rpm / 1000 rpm - 1 3/8" - 6 spline / estrias	24/303-53 (A) (89843942)	
	 1000 rpm / 1000 rpm - 1 3/4" - 6 spline / estrias	24/303-52 (A) (89840406)	
TL70, TL80, TL90	 540 rpm / 540 rpm - 1 3/8" - 6 spline / estrias	24/303-48 (5109726)	24/305-19 (5111518)
8160, 8260, 8360, 8560, TL70, TL80, TL90, TL100, TM115, TM125, TM135, TM150, TM165, TN55/D/S, TN65/D/F/S, TN75/D/F/S, TN90F		1 3/8" - 540 rpm / rpm 6 spline / estrias	24/303-49 (5185602, 5149243)
		1 3/8" - 1000 rpm / rpm 21 spline / estrias	24/303-50 (5149242, 4983661, 5185601)
8160, 8260, 8360, 8560, TL70, TL80, TL90, TL100		1 3/4" - 1000 rpm / rpm 6 spline / estrias	24/303-51 (4983663, 5158578)

(A) Shafts modified with 6 spline ends. They should only be used with equipment suitable for running at 1000 rpm
(A) Eje modificados con 6 estrias. Usar únicamente sobre equipos de TDF de 1000 rpm

Las referencias originales tienen un propósito identificativo.
Nuestras piezas no son originales.

Part numbers are quoted for reference purposes only.
Our parts and accessories are not original.

(Ed.1) 04/02



"THE RELIABLE SERVICE"



FORD - 77

bepco tractor parts

FORD (NEW HOLLAND)
(REPLACEMENT PARTS)

INDEPENDENT PTO CLUTCH
EMBRAGUES DE LA TDF INDEPENDIENTE

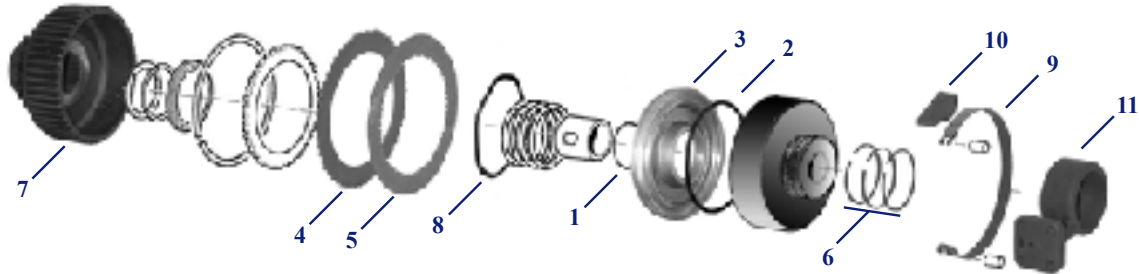


Fig.	1	2	3	4	5	
Tractors Tractores	Inner seal Retén (Int.)	Outer seal Retén (Ex.)	Piston Pistón	Clutch plate Disco	Friction disc Disco	
2810, 2910, 3230, 3430, 3910, 3930, 4110, 4130, 4610, 4630, 4830, 5030				24/316-3 (C8AP7B442A, 83918314)	24/317-5 (E0NNP743AA, 83924789)	
3900, 4100, 4600 4000 (4/68 ⇨)					24/317-3 (C5NNP743B, 81816970)	
5000, 5110, 5600, 5610, 5610S, 5700, 6410, 6600, 6610, 6610S, 6700, 6710, 6810, 6810S, 7000, 7010, 7410, 7600, 7610, 7610S, 7700, 7710, 7810, 7810S, 7910, 8010, 8210	24/311-3 (373227S, 83416992)	24/312-3 (CONN7A548A, 81805281)	24/313-3 (D3NNN786A, FINNN786AA, 83900126, 81876155)	24/316-4 (PBB77573A, 81808607)	24/317-4 (D3NNP743A, C9NNP743D, 81830026, 81822308)	
5640, 6640, 7740, 7840, 8240, 8340 (A-H) S & SL					24/317-6 (D8NNP743JA, 83917372)	
TS80 (B-D-E)						24/317-16 (F1NNP743AA, 81870755)
TS90, TS100 (B-C-D-E-F-G)					24/316-4 (PBB77573A, 81808607) (⇨ 1/92)	
TS110 (B-C-D)						
TS115 (B-C)						
5640, 6640, 7740, 7840, 8240, 8340 (B-H) S & SL						
5640, 6640, 7740, 7840, 8240, 8340 (J) SLE						
8000, 8200, 8530, 8600, 8630, 8700, 8730, 9000, 9200, 9600, 9700, TW5, TW10, TW15, TW20, TW25						
8670, 8770, 8870, 8970						
8830, TW30, TW35						

(A) Mechanical / Mecánica
(B) Electric / Eléctricos
(C) With cab / Con cabina
(D) Less cab / Sin cabina

(E) Non-shiftable less electronic draft control / No intercambiable sin control electrónico de profundida
(F) Non-shiftable with electronic draft control / No intercambiable con control electrónico de profundida
(G) Shiftable less electronic draft control / intercambiable sin control electrónico de profundida
(H) Standard pump / Bomba estándar
(J) Hicap pump / Bomba de alta capacidad

Part numbers are quoted for reference purposes only.
Our parts and accessories are not original.

Las referencias originales tienen un propósito identificativo.
Nuestras piezas no son originales.



"THE RELIABLE SERVICE"



bepco tractor parts

FORD (NEW HOLLAND)
(REPLACEMENT PARTS)

INDEPENDENT PTO CLUTCH
EMBRAGUES DE LA TDF INDEPENDIENTE

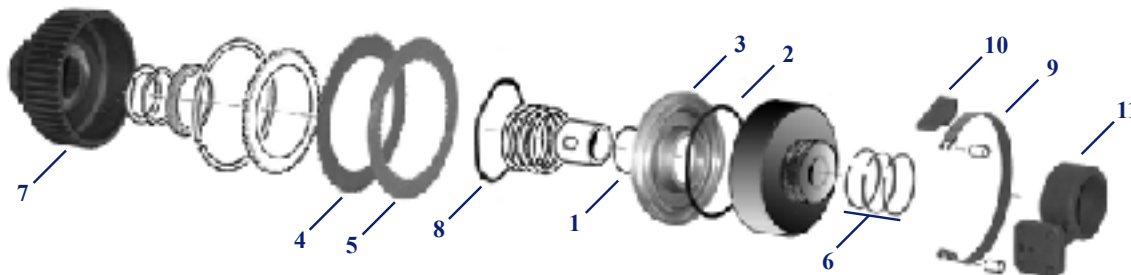


Fig.	6	7	8	9	10	11				
Tractors Tractores	Sealing ring Aro de sellado	PTO drive hub Carcasa embrague TDF	Feathering spring Muelle	Brake band Cinta freno	Brake arm Retenedor	Clutch support Soporte				
2810, 2910, 3230, 3430, 3900, 3910, 3930, 4000, 4100, 4110, 4130, 4600, 4610, 4630, 4830, 5030	24/318-1 (313283, 81809513)	24/322-2 (E0NNN750AA, FINNN750AA, 83924781, 81879096)	24/321-2 (D3NNP733A, 81833907) Thick / Gr. 0.165"	24/321-3 (C9NNP733A, 81822307) Thick / Gr. 0.243"	24/324-1 (E0NNB726AA, E0NNB726AB, 83924796, 83956644)	24/393-3 (C9NNN747A, 81822161)				
5000, 7000						24/394-1 (C7NNN776C, 81818776) (↔ 5/73)	24/394-2 (D2NNN776A, 81826819) (6/73 ↔)			
5110, 5600, 5610, 5700, 6410, 6600, 6610, 6700, 6710, 6810, 7410, 7610, 7710, 7810, 7910, 8210						24/394-2 (D2NNN776A, 81826819)				
5610S, 6610S, 6810S, 7010, 7610S, 7810S, 8010										
5640, 6640, 7740 (A)						24/322-3 (E9NNN750AB, 81865535)	24/321-2 (D3NNP733A, 81833907)	24/321-2 (D3NNP733A, 81833907)	24/324-1 (E0NNB726AA, E0NNB726AB, 83924796, 83956644)	
TS80, TS90, TS100, TS110 (B-D-E)										
5640, 6640, 7740, 7840, 8240, 8340 (B)										
TS90, TS100 (B-C-F-G)										
TS110, TS115 (B-C)						24/321-2 (D3NNP733A, 81833907)	24/321-2 (D3NNP733A, 81833907) Thick / Gr. 0.165"	24/321-3 (C9NNP733A, 81822307) Thick / Gr. 0.243"	24/324-1 (E0NNB726AA, E0NNB726AB, 83924796, 83956644)	
7840, 8240, 8340 (A)										
8000, 8200, 8600, 8700, 9000, 9200, 9600, 9700	24/321-2 (D3NNP733A, 81833907)	24/321-2 (D3NNP733A, 81833907) Thick / Gr. 0.165"	24/321-3 (C9NNP733A, 81822307) Thick / Gr. 0.243"	24/324-1 (E0NNB726AA, E0NNB726AB, 83924796, 83956644)						
8530, 8630, 8730, 8830, TW5, TW10, TW15, TW20, TW25, TW30, TW35										
8670, 8770, 8870, 8970, TM115, TM125, TM135, TM150, TM165				24/324-1 (E0NNB726AB, 83956644)						

- (A) Mechanical / Mecánica (E) Non-shiftable less electronic draft control / No intercambiable sin control electrónico de profundida
 (B) Electric / Eléctricos (F) Non-shiftable with electronic draft control / No intercambiable con control electrónico de profundida
 (C) With cab / Con cabina (G) Shiftable less electronic draft control / Intercambiable sin control electrónico de profundida
 (D) Less cab / Sin cabina

Las referencias originales tienen un propósito identificativo.
Nuestras piezas no son originales.

Part numbers are quoted for reference purposes only.
Our parts and accessories are not original.



"THE RELIABLE SERVICE"



bepco tractor parts

FORD (NEW HOLLAND)
(REPLACEMENT PARTS)

TRANSMISSION DUAL POWER CLUTCH DISCS
DISCOS DE EMBRAGUE PARA TRANSMISIÓN DUAL POWER

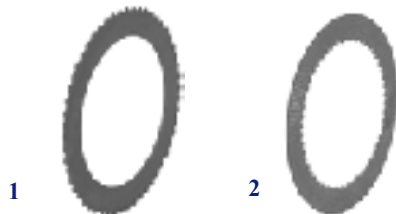


Fig.	1	2
Tractors Tractores	Clutch plate external spline Disco dentado ext.	Clutch plate internal spline Disco dentado int.
5000, 7000 (6/73 ⇄) 5600, 5700, 6600, 6700, 7600, 7700, 8000, 8200, 8600, 8700, 9000, 9200, 9600, 9700, TW10, TW20, TW30	24/316-4 (A) (PBB77573A, 81808607) or / o 24/316-19 (CONN7B442A, 81805123)	24/317-6 (A) (D8NNP743JA, 83917372) or / o 24/317-17 (E0NN7Z031AA, 83925696)
5110, 5610, 5610S, 6410, 6610, 6610S, 6710, 6810, 6810S, 7010, 7410, 7610, 7610S, 7710, 7810, 7810S, 7910, 8010, 8210 5640, 6640, 7740, TS80, TS90, TS100, TS110 Transmission W/16x4 <i>transmisión</i>	24/316-19 (CONN7B442A, 81805123)	24/317-17 (E0NN7Z031AA, 83925696)
5640, 6640, 7740, 7840, 8240, 8340 Transmission W/24x24 <i>transmisión</i> TS90, TS100, TS110, TS115 Transmission W/24x24 <i>transmisión</i> Less electronic draft control / Sin EDC 30 & 40 KPH / Km/h	24/316-13 (82001345) 2.0mm 24/316-14 (F2NN7B442AA, 81879076) 1.75mm	24/317-13 (82001251)
TW5, TW15, TW25, TW35	24/316-18 (E6NN7B442AA, 83958330, 89823827)	24/317-17 (E0NN7Z031AA, 83925696)

(A) 4 each of **24/316-4** and **24/317-6** must be replaced by 3 each of **24/316-19** and **24/317-17**
4x 24/316-4 + 4x 24/317-6 pueden ser reemplazados por 3x 24/316-19 + 3x 24/317-17

Part numbers are quoted for reference purposes only.
Our parts and accessories are not original.

*Las referencias originales tienen un propósito identificativo.
Nuestras piezas no son originales.*



bepco tractor parts

FORD (NEW HOLLAND)
(REPLACEMENT PARTS)

REAR AXLE
PIEZAS DEL PALIER TRASERO



Fig.	1	2	3
Tractors Tractores	Outer seal Rodamiento (Ext.)	Bearing Rodamiento	Inner seal Rodamiento (Int.)
Dexta, Super Dexta		24/372-6 (E18EB9 + C7NN4874B, 81716984 + 81826019)	
2000, 2310, 2600, 2610 Less diff. lock / Sin bloqueo del diferencial	24/371-6 (D5NN4115B, 83906991)		24/376-6 (C9NN4N109A, 81823109)
2000, 2310, 2600, 2610 Whit diff. lock / Con bloqueo del diferencial 3000, 3600, 3610	24/371-7 (C5NN4115B, 81803352)	24/372-6 (E18EB9 + C7NN4874B, 81716984 + 81826019)	

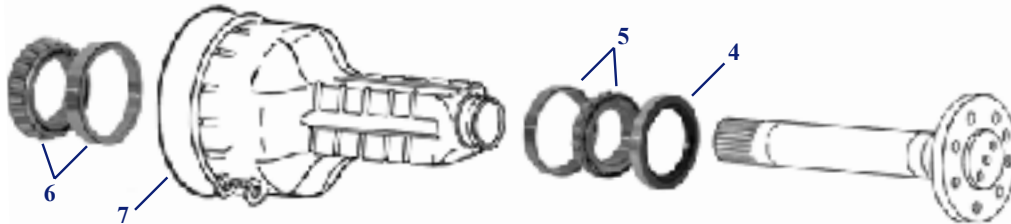


Fig.	4	5	6	7
Tractors Tractores	Oil seal Retén	Outer seal Retén(Ext.)	Inner seal Retén(Int.)	Seal Retén
Major, Super Major	24/371-4 (E27N4245A, 81717525)	24/372-5 (BB4221B + BB4222, 83402421 + 81709463)		
2810, 2910, 3230, 3900, 3910, 4000, 4110, 4600, 4610, 4830 3430, 3930, 4130, 4630, 5030 (⇄ 9/95)	24/371-8 (C5NN4969D, F2NN4969AA, 81819097, 81875227)	24/372-8 (C5NN4N221B + C9NN4874A, 81818397 + 81823112)	24/372-9 (E1ADDN4221 + D2NN4N136A, 81854753 + 81825865)	24/385-2 (379313S91, 83417133)
3430, 3930, 4130, 4630, 5030 (10/95 ⇄)	24/371-20 (E9NN4N297AB, 81866390)			
5000, 5600, 5700, 6600, 6700, 7000, 7600, 7700 5110, 5610, 6610, 6710, 7610, 7710, 7910, 8210 (⇄ 6/86)	24/371-9 (C5NN4969E, 81817102)	24/372-10 (NDA4221A + NDA4222A, 81803410 + 81803416)	24/372-11 (TUAA1243A + TAJAA1244A, 81802410 + 81802412)	
5110, 5610, 6610, 6710, 7610, 7710, 7910, 8210 (7/86 ⇄) 5610S, 6610S, 6810S, 7610S, 7810S (⇄ 12/94) 6410, 6810, 7410, 7810	24/371-21 (F2NN4969BA, 81878177)			
5610S, 6610S, 6810S, 7610S, 7810S (1/95 ⇄) 7010, 8010	24/371-20 (E9NN4N297AB, 81866390)			
5640, 6640, 7740, 7840, TS80, TS90, TS100, TS110 Transmission 8x2, 16x4 <i>transmisión</i>				
5640, 6640, 7740, 7840, TS90, TS100, TS110 Transmission 12x12, 16x16 <i>transmisión</i>				

Part numbers are quoted for reference purposes only.
Our parts and accessories are not original.

Las referencias originales tienen un propósito identificativo.
Nuestras piezas no son originales.



bepco tractor parts

FORD (NEW HOLLAND)
(REPLACEMENT PARTS)

DIFFERENTIAL
DIFERENCIAL

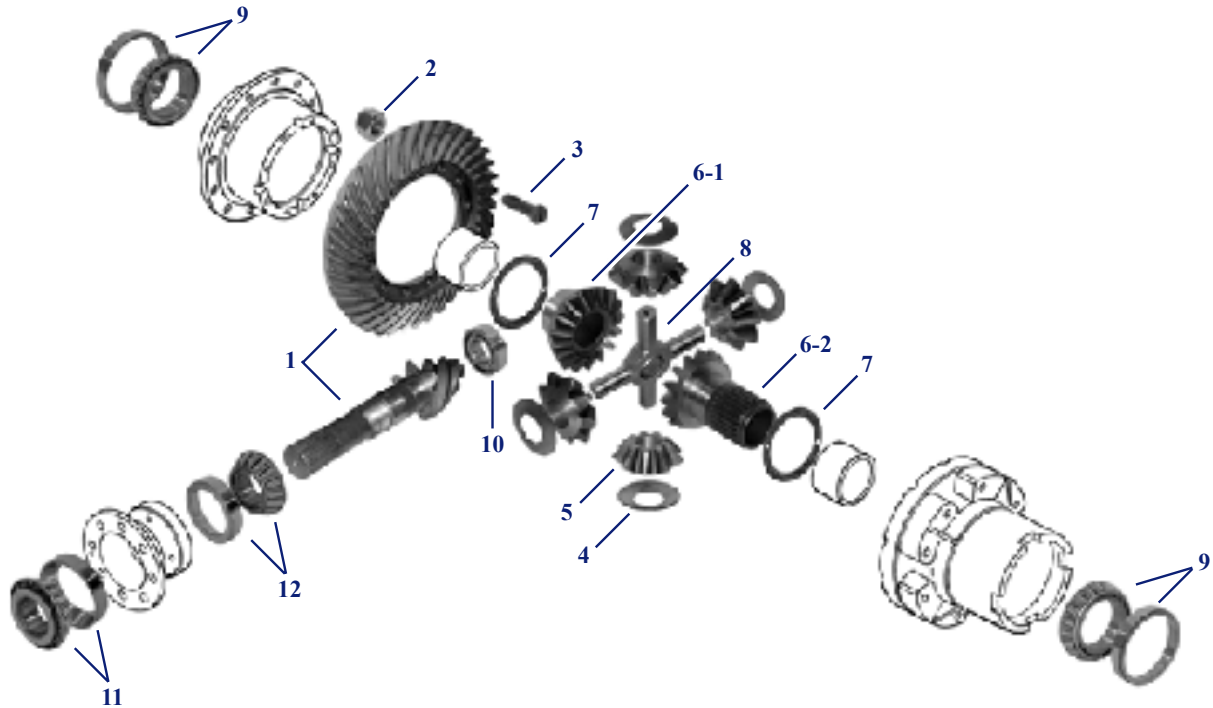


Fig.			1
Tractors Tractores			Crown wheel and pinion Grupo cónico
2000, 3000 (⇔ 12/73)	Less handbrake, less 10 speed transmission <i>Sin freno de mano, sin transmisión 10 velocidades</i>	Ratio 6.16:1 (6/37)	24/341-6 (C5NN4209G, 81803385)
2000, 3000 (1/74 ⇔) 2310, 2600, 2610, 3600, 3610	Less handbrake, less 10 speed transmission <i>Sin freno de mano, sin transmisión 10 velocidades</i>	Ratio 6.16:1 (6/37)	24/341-9 (D1NN4209B, 81844500)
5000, 5110, 5600, 5610, 5700, 6410, 6600, 6610, 6700, 6810, 7610	Less handbrake, less Load Monitor, less FWD <i>Sin freno de mano, sin Load Monitor, sin doble tracción</i>	Ratio 5.28:1 (7/37)	24/341-5 (C5NN4209C, 81803384)

Fig.	2	3	4	5
Tractors Tractores	Bolt Tuerca	Nut Tornillo	Thrust washer Arandela	Pinion Piñón
Major, Super Major (11/60 ⇔)				
Dexta, Super Dexta, 2000, 2310, 2600, 2610, 2810, 2910, 3000, 3600, 3610, 3900, 3910, 4000, 4100, 4110, 4600, 4610, 5000, 5110, 5600, 5610, 5640, 5700, 6410, 6600, 6610, 6640, 6700, 6710, 6810, 7000, 7410, 7600, 7610, 7700, 7710, 7740, 7810, 7840, 7910, 8210, 8240, 8340, TS80, TS90, TS100, TS110, TS115	24/342-2 (E94EB9, 390777S, 81716988, 83957533)	24/343-2 (380135S43, 83417169)	24/347-3 (508E4230A, 81709483)	24/348-3 (E1ADDN4213B, 957E4292B, 81822072, 81728114)
3230, 3430, 3930, 4130, 4630, 4830, 5030, 5610S, 6610S, 6810S, 7010, 7610S, 7810S, 8010				

Part numbers are quoted for reference purposes only.
Our parts and accessories are not original.

Las referencias originales tienen un propósito identificativo.
Nuestras piezas no son originales.



"THE RELIABLE SERVICE"



bepco tractor parts

FORD (NEW HOLLAND)
(REPLACEMENT PARTS)

DIFFERENTIAL
DIFERENCIAL

Fig.	6		7	8
Tractors Tractores	Planetary gear Engranaje planetario		Thrust washer Arandela	Shaft Eje
	LH / Izda.	RH / Drcha.		
Dexta, Super Dexta			24/350-3 (A) (957E4228, 81803424)	
2000, 2310, 2600, 2610, 2810, 2910, 3000, 3600, 3610, 3900, 3910, 4000, 4100, 4110, 4600, 4610 (B)	24/349-6 (C5NN4236A, 81803445) 6-1		24/350-3 (957E4228, 81803424)	24/351-2 (E1NN4211AA, E1NN4211AB, 83929928, 81876885)
2000, 2310, 2600, 2610, 2810, 2910, 3000, 3600, 3610, 3900, 3910, 4000, 4100, 4110, 4600, 4610 (A)	24/349-6 (C5NN4236A, 81803445) 6-1	24/349-7 (C5NN4239A, 81803451) 6-2		
3230, 3430, 3930, 4130, 4630, 4830, 5030				
5000, 5110, 5600, 5610, 5610S, 5640, 5700, 6410, 6600, 6610, 6610S, 6640, 6700, 6710, 6810, 6810S, 7000, 7010, 7410, 7600, 7610, 7610S, 7700, 7710, 7740, 7810, 78101S, 7840, 7910, 8010, 8210, 8240, 8340, TS80, TS90, TS100, TS110, TS115	24/349-7 (C5NN4239A, 81803451) 6-2	24/349-6 (C5NN4236A, 81803445) 6-1		

Fig.	9		10	11	12
Tractors Tractores	Bearing / Rodamiento		Pinion bearing Rodamiento	Front bearing Rodamiento del.	Rear bearing Rodamiento tra.
	LH / Izda.	RH / Drcha.			
Major, Super Major	24/372-5 (⇄ 11/60) (BB4221B + BB4222, 83402421 + 81709463)				
	24/372-9 (11/60 ⇄) (E1ADDN4221 + D2NN4N136A, 81854753 + 81825865)				
Dexta, Super Dexta (B)	24/372-5 (BB4221B + BB4222, 83402421 + 81709463)		24/353-3 (D1NN4A242A, 81824478)	24/354-4 (D8NN4616AA + D8NN4621AA, 83912252 + 83912254/82958961)	
Dexta, Super Dexta (A)	24/372-5 (BB4221B + BB4222, 83402421 + 81709463)	24/352-6 (957E4221 + 957E4222, 81803413 + 81803420)			
2000, 2310, 2600, 2610, 3000, 3600, 3610 (B)	24/372-10 (NDA4221A + NDA4222A, 81803410 + 81803416)				
2000, 2310, 2600, 2610, 3000, 3600, 3610 (A)	24/372-10 (NDA4221A + NDA4222A, 81803410 + 81803416)	24/352-6 (957E4221 + 957E4222, 81803413 + 81803420)			
2810, 2910, 3900, 3910, 4000, 4100, 4110, 4600, 4610 (B)	24/372-5 (BB4221B + BB4222, 83402421 + 81709463)				
2810, 2910, 3900, 3910, 4000, 4100, 4110, 4600, 4610 (A)	24/372-5 (BB4221B + BB4222, 83402421 + 81709463)	24/352-6 (957E4221 + 957E4222, 81803413 + 81803420)			
3230, 3430, 3930, 4130, 4630, 4830, 5030					
5000, 5110, 5600, 5610, 5700, 6410, 6600, 6610, 6700, 6710	24/352-6 (957E4221 + 957E4222, 81803413 + 81803420)	24/372-5 (BB4221B + BB4222, 83402421 + 81709463)			
5610S, 5640, 6610S, 6640, 6810, 6810S, 7000, 7010, 7410, 7600, 7610, 7610S, 7700, 7710, 7740, 7810, 7810S, 7840, 7910, 8010, 8210, 8240, 8340, TS80, TS90, TS100, TS110, TS115			(⇄ 10/66) 24/354-4 (D8NN4616AA + D8NN4621AA, 83912252 + 83912254 82958961)	24/354-4 (D8NN4616AA + D8NN4621AA, 83912252 + 83912254 82958961)	
			(11/66 ⇄) 24/354-5 (NCA4616A + D1NN4N028A, 81812385 + 81845711)		

(A) With differential lock / Con bloqueo del diferencial
(B) Less differential lock / Sin bloqueo del diferencial

Part numbers are quoted for reference purposes only.
Our parts and accessories are not original.

Las referencias originales tienen un propósito identificativo.
Nuestras piezas no son originales.



bepco tractor parts

FORD (NEW HOLLAND)
(REPLACEMENT PARTS)

DRUM BRAKES
FRENOS DE TAMBOR



Fig.	1	2	3	
Tractors Tractores	Brake drum Tambor de freno	Brake shoe kit Juego zapatas	Lining kit Juego ferodos	Description Descripción
Dexta, Super Dexta			24/404-2 (957E2021B x4, 81717321 x4)	Kit of 4 brake linings complete with rivets <i>Juego completo de 4 zapatas con remaches</i> 355x51mm - 14"x2"
2000, 2310, 2600, 2610, 3000, 3600, 3610	24/400-2 (C5NN1126E, 81811559)	24/403-6 (D9NN2218AA, F2NN2218AA, 83924863, 81877080)		Brake shoe and lining <i>Zapatas y forros</i> 355x38mm - 14"x1 1/2"




Fig.	4	5	6	7	8	9
Tractors Tractores	Shoe pin kit Juego pasad.	Adjuster assy. Juego reglaje	Spring Resorte	Spring Resorte	Brake rod Horquilla	Brake pedal seal Retén del pedal
Dexta, Super Dexta	24/405-2 (A) (SP6001)	24/406-3 (C5NN2N046B, 81815741)	24/407-3 (957E2036, 81717327)	24/408-2 (C5NN2B289A, 81815678)		
2000, 2310, 2600, 2610, 3000, 3600, 3610			24/407-2 (C5NN3A346B, 81815616)			

(A) **24/405-2** contains / compuesto por :
 8x 957E2066, 81802465 Cups / Junta torica
 4x 957E2068, 81717336 Springs / Muelles
 4x 957E2069A, 81802473 Pins / Eje

Part numbers are quoted for reference purposes only.
Our parts and accessories are not original.

Las referencias originales tienen un propósito identificativo.
Nuestras piezas no son originales.



"THE RELIABLE SERVICE"



DRY DISC BRAKES
FRENOS DE DISCO EN SECO




Fig.	1	2	3	
Tractors Tractores	Actuator assy. Conjunto	Friction disc Disco fricción	Lining kit Juego ferodos	Description Descripción
Major, Super Major (11/60 ⇨)		24/420-2 (E99FB9, 81717001)	24/421-20 (E1ADDN2284 x4, 81802526 X4)	Main disc brake <i>Disco freno principal</i> 165x89mm - 6 1/2"x3 1/2"
2000, 3000, 4000, 5000, 7000 Less load monitor <i>Sin load monitor</i>	24/434-1 (C5NN2N623B, 81825525)	24/435-1 (D5NN2N625A, E9NN2N625AB, 83906199, 81867258)		Transmission handbrake <i>Freno de mano sobre transmisión</i> 102x51mm - 4"x2"
2310, 2600, 2610, 2810, 2910, 3600, 3610, 3900, 3910, 4100, 4110, 4600, 4610, 5600, 5700, 6600, 6700, 7600, 7700 5110, 5610, 6410, 6610, 6710, 6810, 7410, 7610, 7710 With cab / <i>Con cabina</i> , Less FWD / <i>Sin doble tracción</i> 5610, 6610, 7610 (⇨ 9/85) Less cab / <i>Sin cabina</i> , Less FWD / <i>Sin doble tracción</i>				
5640, 6640, 7740, 7840, 8240 8340 40Km/h Germany / <i>Alemania</i> TS90, TS100, TS110 (⇨ C3945) Shiftable PTO, with driveline handbrake, with electronic draft control <i>TDF intercambiable, conexión al freno</i> <i>de mano con control electrónico de</i> <i>profundidad</i>				

Part numbers are quoted for reference purposes only.
Our parts and accessories are not original.

Las referencias originales tienen un propósito identificativo.
Nuestras piezas no son originales.



bepco tractor parts

FORD (NEW HOLLAND)
(REPLACEMENT PARTS)

OIL IMMERSED DISC BRAKES
FRENOS DE DISCO EN BAÑO DE ACEITE




Fig.	1	2	3	Description
Tractors Tractores	Actuator assy. Conjunto	Friction disc Disco fricción	Intermediate disc Plancha de freno	Description Descripción
2810, 2910, 3910, 4110, 4610 (⇔ 6/88) 3900, 4100, 4600	24/417-21 (D5NN2N317A, 83908972)	24/422-2 (C5NN2A097B, 81802479)	24/423-2 (C5NN2N315B, 81802536)	Main disc brake Disco freno principal 203x173mm - 8"x6.8"
2810, 2910, 3910, 4110, 4610 (7/88 ⇔) 3230, 3430, 3930, 4130, 4630, 4830, 5030				
5000 (⇔ 12/68)	24/417-11 (C5NN2N317A, 83908952)	24/422-3 (C7NN2A097B, 81818854)	24/423-3 (C5NN2N315A, 81802535)	Main disc brake Disco freno principal 222x188mm - 8 ³ / ₄ "x7.4"
5000 (1/69 ⇔) 5600, 5700, 6600, 6700, 7000, 7600, 7700 5110, 5610, 5900, 6410, 6610, 6710, 6810, 7410, 7610, 7710 (⇔ 5/88) 7810 Less cab, less hand-foot brake, less hydraulic trailer brake Sin cabina, sin freno de mano al pie sin freno hidráulico de remolque	24/417-22 (C7NN2N317A, 83909808)			
7910, 8210				
5110, 5610, 5900, 6410, 6610, 6710, 6810, 7410, 7610, 7710 (6/88 ⇔) 7810	24/417-23 (E7NN2N317CA, E6NN2N317AA, 83963598, 83956597)	24/422-12 (E9NN2A097BA, 83989830)	24/423-12 (E6NN2N315AA, 83956598)	
5610S, 6610S, 6810S, 7010, 7610S, 7810S, 8010 5640, 6640, 7740, 7840, 8240, 8340, TS80, TS90, TS100, TS110 Mechanical / Mecánica				
5640, 6640, 7740, 7840, 8240, 8340, TS90, TS100, TS110, TS115 Hydraulic / Hidráulico				

Part numbers are quoted for reference purposes only.
Our parts and accessories are not original.

Las referencias originales tienen un propósito identificativo.
Nuestras piezas no son originales.



"THE RELIABLE SERVICE"



bepco tractor parts

FORD (NEW HOLLAND)
(REPLACEMENT PARTS)

DISC BRAKE PARTS
PIEZAS PARA FRENOS DE DISCO



Fig.	1	2	3	4	5
Tractors Tractores	Actuator ball Bola	Actuator spring Muelle	Brake rod seal Retén freno	Brake rod Horquilla	Brake pedal seal Retén de pedal
2810, 2910, 3230, 3430, 3900, 3910, 3930, 4000, 4100, 4110, 4130, 4600, 4610, 4630, 4830, 5030	24/418-3 (D5NN2N141A, 81847078, 82979987)	24/419-3 (C5NN2N320A, 81802542, 80180001)	24/424-3 (E7NN2N336AA, 83963609, 85999093, 86576339)	(6/68 ⌀) (A) 24/426-5 (C7NN2466B, 81818792)	24/429-3 (D9NN2N289AA, 83924047)
5000, 5600, 5700, 6600, 6700, 7000, 7600, 7700					
5110, 5610, 5900, 6410, 6610, 6710, 6810, 7410, 7610, 7710, 7810, 7910, 8210 (⌀ 4/89)					
5110, 5610, 5900, 6410, 6610, 6710, 6810, 7410, 7610, 7710, 7810, 7910, 8210 (5/89 ⌀)				24/426-6 (E8NN2466DA, 83972123)	
5610S, 6610S, 6810S, 7010, 7610S, 7810S, 8010					
5640, 6640, 7740, 7840, 8240, 8340, TS80, TS90, TS100, TS110 Mechanical / Mecánica					
5640, 6640, 7740, 7840, 8240, 8340, TS90, TS100, TS110, TS115 Hydraulic / Hidráulico					

(A) 24/426-5 also fits 5610S, 6610S, 6810S, 7610S, 7810S handbrake
24/426-5 También utilizado para freno de mano sobre 5610S, 6610S, 6810S, 7610S, 7810S

BRAKE CABLES
CABLES DE FRENO



Tractors Tractores	RH Drcha.	LH Izda.
Drum brakes / Tambor de freno Major, Super Major (52 ⌀ 11/60)	24/409-16 (E1ADKN2498, 81802609) A=685mm - 27"	24/409-17 (E1ADKN2499, 81717355) A=685mm - 27"
Single cable handbrake / Cable de freno de mano simple 2600, 3600, 4100, 4600, 5600, 5700, 6600, 6700, 7600, 7700 2310, 2610, 2810, 2910, 3610, 3910, 4110, 4610 With cab / Con cabina (⌀ 12/82) 6710 (⌀ 9/85), 7710 (⌀ 9/85), 7810, 7910, 8210	24/409-18 (D6NN2853B, 83918382) A=1834mm - 72.3"	
Twin cable handbrake / Cable de freno de mano doble 2310, 2610, 2810, 2910, 3610, 3910, 4110, 4610 With cab / Con cabina	24/409-19 (⌀ 10/88) (E1NN2853AB, 83957515) A=1848mm - 75.3"	24/409-20 (E1NN2853BC, 83971685) A=680mm - 26.7"
Twin cable handbrake / Cable de freno de mano doble 5110, 5610, 6410, 6610, 6710, 6810, 7410, 7610, 7710, 7810, 7910, 8210 With cab / Con cabina	24/409-19 (E1NN2853AB, 83957515) A=1848mm - 75.3"	

Part numbers are quoted for reference purposes only.
Our parts and accessories are not original.

Las referencias originales tienen un propósito identificativo.
Nuestras piezas no son originales.



bepco tractor parts

FORD (NEW HOLLAND)
(REPLACEMENT PARTS)

BOLTS AND NUTS (REAR WHEEL)
TORNILLOS Y TUERCAS DE RUEDA TRASERA




Fig.	1	2	3	4
Tractors Tractores	Axle bolt Tornillo de palier	Axle nut Tuerca de palier	Rim bolt Tornillo de llanta	Rim nut Tuerca de llanta
Major, Super Major	24/440-5 (C5NN1N118J, 81815607) 1 3/8" x 3/4" UNF 1-1	24/441-5 (D3NN1120B, 81833776) 3/4" UNF 2-1		24/443-5 (379223S36, 81824273, 80000408) 5/8" UNF 4-1
Dexta, Super Dexta	24/440-4 (957E1117, 81717268) 2 1/8" x 5/8" UNF 1-2	24/441-22 (957E1120, 81717274) 5/8" UNF 2-2	24/442-8 (115824ES, 81716203) 2 7/8" X 5/8" UNF 3-1	
2000, 2310, 2600, 2610, 3000, 3600, 3610	24/440-4 (C5NN1117R, 81815835) 2 1/8" x 5/8" UNF 1-2	24/441-4 (C5NN1120F, 81815912) 5/8" UNF 2-3		
2810, 2910, 3900, 3910, 4000, 4100, 4110, 4600, 4610, 5000, 5110, 5600, 5610, 5700, 6600, 6610, 6700, 6710, 7000, 7610, 7700, 7710, 7910, 8210	(⇨ 10/85) 24/440-5 (C5NN1N118J, 81815607) 1 3/8" x 3/4" UNF 1-1 (11/85 ⇨) 24/440-22 (E4NN1N118AA, 83955490) 2 1/4" x 3/4" UNF 1-3	24/441-5 (D3NN1120B, 81833776) 3/4" UNF 2-1 Conical face <i>cónico</i>	24/442-9 (D9NN1N012CA, 83924059) 2 7/8" X 5/8" UNF 3-2	24/443-5 (33850S36, 81823240, 80000408) 5/8" UNF 4-1
3230, 3430, 3930, 4130, 4630, 4830, 5030, 5610S, 5640, 6410, 6610S, 6640, 6810, 6810S, 7010, 7610S, 7740, 7810, 7810S, 7840, 8240, 8340, TS80, TS90, TS100, TS110	24/440-22 (E4NN1N118AA, 83955490) 2 1/4" x 3/4" UNF 1-3			24/442-7 (E2NN1N012AA, 83935514) M16 x 122 3-3

Part numbers are quoted for reference purposes only.
Our parts and accessories are not original.

Las referencias originales tienen un propósito identificativo.
Nuestras piezas no son originales.



"THE RELIABLE SERVICE"



WHEELS, BOLTS AND NUTS (FRONT WHEEL)
LLANTAS, TORNILLOS Y TUERCAS (RUEDA DELANTERA)



Fig.		1	2	3
Tractors Tractores	Size Wheel and tyre Dim. rueda y llanta	Front wheel Llanta delantera	Bolt Tornillo	Nut Tuerca
Major, Super Major	5.50 x 16 For tyres <i>Para neumáticos</i> 7.50 x 16	24/449-6 (E6NN1007BA, 83960327, 82005056)	24/446-5 (E83W1107, 81708224)	24/447-3 (C5NN1012B, 81815739) 1/2" UNF
Dexta, Super Dexta	4.50 x 16 For tyres <i>Para neumáticos</i> 6.00 x 16	24/449-5 (957E1015D, 81802273)	24/446-7 (C5NN1107F, 81816580) 1 3/4" X 1/2" UNF	
2000, 2310, 2600, 2810, 2910, 3000, 3230, 3430, 3600, 3610, 3910, 3930, 4000, 4100, 4110, 4130	4.50 x 19 For tyres <i>Para neumáticos</i> 6.00 x 19	24/449-15 (E6NN1007DA, 83960325, 82005058)		
4600, 4610, 4630, 5000, 5030, 5110, 5600, 5610, 5610S, 5640, 5700, 5900, 6410, 6600, 6610, 6610S, 6640, 6700, 6710, 6810, 6810S, 7000, 7410, 7600, 7610, 7610S, 7710, 7740, 7810, 7810S, 7840, 7910, 8000, 8200, 8210, 8600, 8700, 9000, 9200, 9600, 9700, TS80, TS90, TS100, TS110	5.50 x 16 For tyres <i>Para neumáticos</i> 7.50 x 16	24/449-6 (E6NN1007BA, 83960327, 82005056)		
	5.50 x 18 For tyres <i>Para neumáticos</i> 7.50 x 18	24/449-7 (E6NN1007CA, 83960329, 82005057)		

Part numbers are quoted for reference purposes only.
Our parts and accessories are not original.

*Las referencias originales tienen un propósito identificativo.
Nuestras piezas no son originales.*



bepco tractor parts

FORD (NEW HOLLAND)
(REPLACEMENT PARTS)

FRONT AXLE PARTS
PIEZAS DEL EJE DELANTERO




Fig.	1	2	3	4	5
Tractors Tractores	Front hub Buje de rueda	Tab Washer Arandela	Nut Tuerca	Hub cap Tapacubo	Hub cap kit Juego tapacubos
Dexta, Super Dexta 2000, 2600, 3000, 3600, 3900, 4100	24/450-7 (C9NN1104F, 81823162)			24/454-5 (957E1139, 81717282) 4-1	24/456-5 (CFPN1130B, 81811271)
2310, 2610, 2810, 2910, 3610, 3910, 4000, 4110, 4600, 4610	24/450-8 (C9NN1104E, 81823161)				
3230, 3430, 3930, 4130, 4630, 4830, 5030 (↔ 5/54)		24/451-3 (957E1195, C5NN1N195A, 81802388, 81811561)	24/452-4 (387930S36, 83910701)		
5000, 5600, 5700, 6600, 6700, 7000, 7600, 7700 (except 10x16 tyre <i>salvo con neumáticos 10x16</i>)	24/450-9 (C9NN1104D, 81823160)			24/454-6 (C5NN1130A, 81802363) 4-2	
5110, 5610, 5610S, 5640, 6410, 6610, 6610S, 6640, 6710, 6810, 6810S, 7410, 7610, 7610S, 7710, 7740, 7810, 7810S, 7840, 7910, 8210, TS80, TS90, TS100, TS110					

FRONT SPINDLE THREAD REPAIR KIT
TUERCA DE REPARACIÓN PARA LA ROSCA DE LA MANGUETA



70/457-2
(LN10-2)

Thread / Rosca 3/4" x 16 UNF

70/457-5
(LN10-5)

Thread / Rosca 7/8" x 14 UNF

The inner cone nut is screwed on the worn thread and is locked by the outer nut.
La tuerca interior cónica se colla sobre la rosca deteriorada y se cierra con la rosca exterior.

Part numbers are quoted for reference purposes only.
Our parts and accessories are not original.

Las referencias originales tienen un propósito identificativo.
Nuestras piezas no son originales.



"THE RELIABLE SERVICE"



FRONT AXLE PARTS
PIEZAS DEL EJE DELANTERO




Fig.	1	2	3	4
Tractors Tractores	Repair kit Juego de reparación	Seal Retén	Inner bearing Rodamiento (Int)	Outer bearing Rodamiento (Ext)
Major, Super Major	24/460-6 (E2158T9, 81825779)	24/461-5 (E27N1190B, 81717294) Shield / <i>Retén</i> 24/461-6 (E27N1193, 81717296) Felt / <i>Fieltro</i>	24/462-6 (E27N1201 + N1202A/B, 81717298 + 81854758) Ø 44.4 x 90.4mm	24/463-6 (N1216 + N1217, 81854762 + 81854750) Ø 30 x 72.08mm
Dexta, Super Dexta 2000, 2600, 3000, 3600, 3900, 4100	24/460-7 (E2157T9, 81825778)	24/461-7 (957E1190A, 81802382)	24/462-7 (D5NN1200A, 83913499) Ø 31.7 x 59.1mm	24/463-7 (D5NN1215A, 83992410) Ø 19.05 x 45.2mm
2310, 2610, 2810, 2910, 3610, 3910, 4000, 4110, 4600, 4610 3230, 3430, 3930, 4130, 4630, 4830, 5030 (⇄ 5/94)	24/460-8 (E2155T9, 81825776)	24/461-8 (310195, 81809444)	24/462-8 (C1VV1200A, 83992408) Ø 34.9 x 65.08mm	
5000, 5600, 5700, 6600, 6700, 7000, 7600, 7700 (except 10x16 tyre <i>salvo con neumáticos 10x16</i>) 5110, 5610, 5610S, 5640, 6410, 6610, 6610S, 6640, 6710, 6810, 6810S, 7410, 7610, 7610S, 7710, 7740, 7810, 7810S, 7840, 7910, 8210, TS80, TS90, TS100, TS110	24/460-9 (E2156T9, 81825777)	24/461-9 (D8NN1190CA, E0NN1190AA, 83924930, 83956524)	24/462-9 (WAA4220A, 83992412) Ø 41.2 x 73.4mm	24/463-9 (C1VV1215A, 83992409) Ø 21.4 x 50mm
5000, 5600, 5700, 6600, 6700, 7000, 7600, 7700 With 10x16 tyre / <i>Con neumáticos 10x16</i> 5110, 5610, 6410, 6610, 6810, 7410, 7610 (10/89 ⇄) With heavy duty axle / <i>Con eje reforzado</i> 5640, 6640, 7740, 7840 With Tobacco axle / <i>Con eje para tabaco</i> 7010, 8000, 8010, 8200, 8240, 8340, 8600, 8700, 9000, 9200, 9600, 9700, TW10, TW20 TS80, TS90, TS100, TS110 Heavy duty and Tobacco axle <i>Eje reforzado y tabaco</i> TW5, TW15, TW25 (⇄ 12/85)	24/460-36	24/461-36 (E4NN1190AA, 83948358)	24/462-36 (512725 + 312518, 80512725 + 81812302)	24/463-36 (312520 + 312548, 81812303 + 81812305)

Part numbers are quoted for reference purposes only.
Our parts and accessories are not original.

Las referencias originales tienen un propósito identificativo.
Nuestras piezas no son originales.



"THE RELIABLE SERVICE"



bepco tractor parts

FORD (NEW HOLLAND)
(REPLACEMENT PARTS)

FRONT AXLE PARTS
PIEZAS DEL EJE DELANTERO




Fig.	1		2	3	4	5	6
Tractors Tractores	Spindle (LH) Mangueta izda.	Spindle (RH) Mangueta drcha.	Rep. kit Juego rep. mang.	Seal Junta	Upper bush Casquillo sup.	Lower bush Casquillo inf.	Bearing Rodamiento
Major, Super Major	24/470-11 (E1ADKN3108, 81821186)	24/471-11 (E1ADKN3107, 81821185)	24/475-6 (B1255)	24/476-3 (E1ADDN3121, 81717394)	24/477-4 (C5NN3N654B, 81803202) Ø 38mm		24/479-6 (E1ADDN3123, 81816723)
	1-1 L = 197mm - 7.75"						
Dexta, Super Dexta	24/470-12 (957E3106, 81717384)	24/471-12 (957E3105, 81717382)	24/475-7 (B1256)	24/476-4 (957E3121A, 81717395)	24/477-5 (2N3109, 83928346) Ø 32mm	24/477-6 (NCA3110A, 83928345) Ø 34mm	24/479-7 (C0NN3123B, 83910196)
	1-2 L = 272mm - 10.7"						
2000, 2600, 3000, 3600, 3900, 4100 Less cab Sin cabina	24/470-13 (C5NN3106R, 81816577)	24/471-13 (C5NN3105U, 81816581)	24/475-8 (B1257)	24/476-5 (C5NN3125A, 81802812)			
	1-2 L = 298mm - 11.6"						
2600, 3600, 4100 With cab Con cabina	24/470-14 (D4NN3106B, 83902612)	24/471-14 (D4NN3105B, 83902611)	24/475-9 (B1258)	24/476-6 (D4NN3125B, 83902619)	24/477-6 (NCA3110A, 83928345) Ø 34mm		
	1-3 L = 306mm - 12"						
2310, 2610, 2810, 2910, 3610, 3910, 4110 Less cab or with LP & Lam cab Sin cabina o Con cabina LP & Lambourn	24/470-20 (E0NN3106AA, 83928074)	24/471-20 (E0NN3105AA, 83928072)	24/475-10 (B1259)	24/476-5 (C5NN3125A, 81802812)	24/477-5 (2N3109, 83928346) Ø 32mm	24/477-7 (C5NN3110B, 81802798) Ø 37mm	24/479-8 (C5NN3A299A, 81802871)
	1-2 L = 298mm - 11.6"						
2310, 2610, 2810, 2910, 3610, 3910, 4110 With Q cab Con cabina Q	24/470-21 (E0NN3106CA, 83928083)	24/471-21 (E0NN3105CA, 83928078)	24/475-24 (B1273)	24/476-6 (D4NN3125B, 83902619)	24/477-6 (NCA3110A, 83928345) Ø 34mm	24/477-7 (C5NN3110B, 81802798) Ø 37mm	
	1-2 L = 306mm - 12"						

Part numbers are quoted for reference purposes only.
Our parts and accessories are not original.

Las referencias originales tienen un propósito identificativo.
Nuestras piezas no son originales.



"THE RELIABLE SERVICE"



FRONT AXLE PARTS
PIEZAS DEL EJE DELANTERO




Fig.	1		2	3	4	5	6
Tractors Tractores	Spindle (LH) Mangueta izda.	Spindle (RH) Mangueta drcha.	Rep. kit Juego rep. mang.	Seal Junta	Upper bush Casquillo sup.	Lower bush Casquillo inf.	Bearing Rodamiento
4000	24/470-15 (C5NN3106N, 81817058)	24/471-15 (C5NN3105T, 81816701)	24/475-10 (B1259)	24/476-5 (C5NN3125A, 81802812)	24/477-5 (2N3109, 83928346) Ø 32mm	24/477-7 (C5NN3110B, 81802798) Ø 37mm	24/479-8 (C5NN3A299A, 81802871)
3230, 3430, 3930, 4130, 4630, 4830, 5030	1-2 L = 306mm - 12"		24/475-11 (B1260)	24/476-7 (D4NN3125A, 83905487)	24/477-7 (C5NN3110B, 81802798) Ø 37mm		
4600, 4610	24/470-16 (D4NN3106A, 83905486)	24/471-16 (D4NN3105A, 83905485)		24/475-12 (B1261)	24/476-8 (C0NN3A208A, 81802845)	24/477-8 (C5NN3109A, 81802792) Ø 42mm	24/477-9 (C5NN3110A, 81802797) Ø 44mm
5000, 5110, 5600, 5610, 5900, 6410, 6600, 6610, 6810, 7000, 7410, 7600, 7610, 7810	1-4 L = 310mm - 12.2"						
5610S, 6610S, 6810S, 7610S, 7810S (ϕ 3/99)	1-5 L = 272mm - 10.7"		24/475-46	24/476-46 (D9NN3A208AA, 83918236)	24/477-46 (D5NN3109B, 83903309) Ø 44mm	24/477-47 (C0NN3110A, 81812242) Ø 49mm	
5000, 5600, 6600, 7000, 7600 Tyre / Neumáticos 10x16	24/470-18 (D2NN3106C, 81826664)	24/471-18 (D2NN3105C, 81826663)					
5610S, 6610S, 6810S, 7610S (3/99 ϕ)	1-5 L = 272mm - 10.7"		24/475-46	24/476-46 (D9NN3A208AA, 83918236)	24/477-46 (D5NN3109B, 83903309) Ø 44mm	24/477-47 (C0NN3110A, 81812242) Ø 49mm	
5640, 6640, 7740, 7840, TS80, TS90, TS100, TS110	24/470-81 (E9NN3105EB, 81872317)						
	1-6 L = 305mm - 12"						
	24/470-82 (E9NN3105CB, 81872318)		24/475-46	24/476-46 (D9NN3A208AA, 83918236)	24/477-46 (D5NN3109B, 83903309) Ø 44mm	24/477-47 (C0NN3110A, 81812242) Ø 49mm	
	1-6 L = 239mm - 9.4"						
5700, 6700, 6710, 7700, 7710, 7910, 8210 (Low clearance Despeje bajo)	24/470-85 (D5NN3106F, 83908153)	24/471-85 (D5NN3105F, 83908152)	24/475-46	24/476-46 (D9NN3A208AA, 83918236)	24/477-46 (D5NN3109B, 83903309) Ø 44mm	24/477-47 (C0NN3110A, 81812242) Ø 49mm	
8000, 8200, 8240, 8340, 8600, 8700, 9000, 9200, 9600, 9700, TW5, TW10, TW15, TW20, TW25	1-6 L = 325mm - 12.8"						

Part numbers are quoted for reference purposes only.
Our parts and accessories are not original.

Las referencias originales tienen un propósito identificativo.
Nuestras piezas no son originales.



FRONT AXLE PARTS
PIEZAS DEL EJE DELANTERO

PAIR OF SPINDLE AND FRONT HUB STRENGTHENED FOR FRONT AXLE
PAREJA DE MANGUETAS Y BUJES DE RUEDA RENFORZADOS



Tractors Tractores	Size Dim.	Ref. Ref.	Description Descripción
5000, 5600, 6600, 7000, 7600		24/472-35	Assembly / Juego
		24/471-83	Spindle (RH) / Mangueta drcha.
		24/470-83	Spindle (LH) / Mangueta izda.
5640, 6640, 7740, 7840, TS80, TS90, TS100, TS110	L.=239mm	24/472-86	Assembly / Juego
		24/470-86	Spindle (LH or RH) Mangueta izda. o drcha.
	L.=305mm	24/472-87	Assembly / Juego
		24/470-87	Spindle (LH or RH) Mangueta izda. o drcha.

Including : spindles, front hubs, hub caps, seals, tab washers, nuts and oversized bearings

Incluye : mangueta, buje de rueda, guardapolvo, retén, arandela, tuerca y rodamiento sobre dimensionado

SPARE PARTS FOR STRENGTHENED SPINDLES AND FRONT HUBS
PIEZAS DE RECAMBIO PARA MANGUETA Y BUJE DE RUEDA RENFORZADOS

Fig.	Ref. Ref.	Description Descripción
1	24/454-14	Hub cap / Tapacubo
2	24/452-5	Nut / Tuerca 1"
3	24/451-21	Tab washer / Arandela
4	24/463-28	Outer bearing / Rodamiento ext.
5	24/450-21	Front hub / Buje de rueda
6	24/462-21	Inner bearing / Rodamiento int.
7	24/461-21	Seal / Retén 55x85x10mm
8	24/440-21	Bolt / Tornillo
9	24/441-21	Nut / Tuerca

Part numbers are quoted for reference purposes only.
Our parts and accessories are not original.

Las referencias originales tienen un propósito identificativo.
Nuestras piezas no son originales.



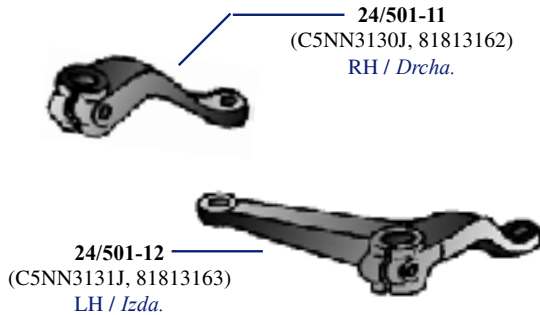
bepco tractor parts

FORD (NEW HOLLAND)
(REPLACEMENT PARTS)

STEERING
DIRECCIÓN

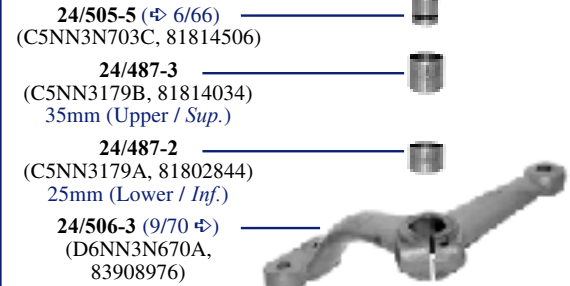
CRANK ARM (MANUAL STEERING)
BRAZO DE DIRECCIÓN MANUAL

5000, 5110, 5600, 5610, 6410, 6600, 6610, 7000, 7600



CRANK ARM (POWER STEERING)
BRAZO DE DIRECCIÓN ASISTIDA

5000, 5600, 5610, 6600,
6610, 7000, 7600, 7610



FRONT AXLE PINS
BULONES Y CASQUILLOS DEL PUENTE DELANTERO



Fig.	1	2	
Tractors Tractores	Pin Bulón	Bush Casquillo	Inner Ø x outer Ø x Ht. Ø int. x Ø ext. x alt.
Dexta, Super Dexta	24/485-27 (1-1) (957E3127, 81717403)	24/486-9 (957E3039A, 83987703)	45x49x38mm
2000, 3000 (⇨ 7/70)	24/485-10 (1-2) (C5NN3127B, 81812461)	24/486-10 (C5NN3153C, 81802837)	54x58x32mm
2000, 3000 (8/70 ⇨) 2310, 2600, 2610, 2810, 2910, 3600, 3610, 3900, 3910, 4100, 4110	24/485-11 (1-3) (C7NN3127D, 81822711)	24/486-11 (C7NN3153B, 81822712)	52x55x38mm
5000, 5600, 6600, 7000, 7600 5610, 6610, 7610 (⇨ 3/85)	24/485-12 (1-4) (C5NN3N159A, 81802838) Front / Delantero	24/486-12 (C5NN3153A, 81802836) Front / Delantero	48x54x52mm
	24/485-13 (1-5) (C5NN3N160A, 81802839) Rear / Trasero	24/486-13 (C5NN3446A, 81802940) Rear / Trasero	32x35x38mm

Part numbers are quoted for reference purposes only.
Our parts and accessories are not original.

Las referencias originales tienen un propósito identificativo.
Nuestras piezas no son originales.



bepco tractor parts

FORD (NEW HOLLAND)
(REPLACEMENT PARTS)

TIE RODS & SOCKETS
RÓTULAS Y BARRAS DE DIRECCIÓN

2 Wheel drive tractors with manual steering
Tractores de simple tracción - Dirección manual

Position / Posición

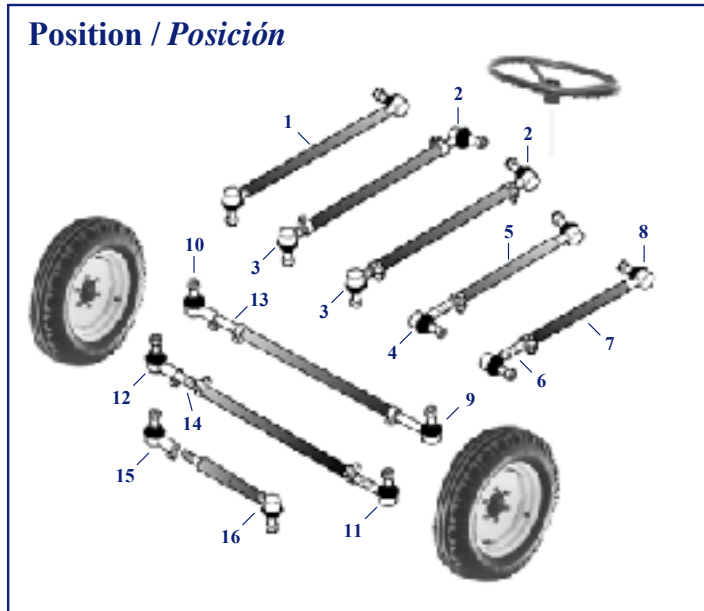


Fig. E



Fig. L



Fig. I



Fig. N



Fig. C




Fig. B



Fig. O



Fig. J



Fig. M



Fig. K



Fig. A



Fig. D




Fig. G



Fig. F




Fig. H

Part numbers are quoted for reference purposes only.
Our parts and accessories are not original.

*Las referencias originales tienen un propósito identificativo.
Nuestras piezas no son originales.*



bepco tractor parts
FORD (NEW HOLLAND)
 (REPLACEMENT PARTS)

TIE RODS & SOCKETS RÓTULAS Y BARRAS DE DIRECCIÓN

Figures & position, see page FORD- 96 / Ver página FORD- 96 para figuras y posiciones

Tractors Tractores		OEM	Fig.	Position Posición	Thread Rosca	Length Longitud	Cone Cono	
2 WHEEL DRIVE TRACTORS WITH MANUAL STEERING TRACTORES DE SIMPLE TRACCIÓN - DIRECCIÓN MANUAL								
Major, Super Major	24/490-6	E1ADDN3304B 81717426	A	1		1155mm	3/4" x 13/16"	
Dexta, Super Dexta, 2000, 3000	24/492-4	957E3307B, 81717427	B	2	M11/16" D	100mm	11/16" x 3/4"	
2310, 2600, 2610, 3600, 3610, 3900, 3910, 4100 (Less cab / Sin cabina)	24/491-4	957E3290B, 81802867	C	3	M11/16" G	100mm	9/16" x 5/8"	
2310, 2600, 2610, 2810, 2910, 3600, 3610, 3910, 4100, 4110 (Q cab / Cabina Q)	24/495-13	D4NN3278A, 83902604	D	16	F Ø 3/4"	355mm	11/16" x 3/4"	
	24/496-13	D4NN3289D, 83902603	O	15		110mm		
3430, 3930, 4130, 4630, 4830, 5030 (⇨ 5/93) 4000, 4600, 4610	24/492-7 (A)	C7NN3307A, 81821968	D	5	F Ø 7/8"	1030mm	11/16" x 3/4"	
	24/491-5	D0NN3A300A, 81825595	E	4	Ø 7/8"	230mm		
	24/491-10 (B)	E1NN3A300AA, 83932649	E	4	Ø 7/8"	230mm		18mmx20mm
	24/495-9 (C)	C5NN3278A, 81802849	F	9	Ø 3/4"	480mm		
	24/496-9 (E)	C5NN3289C, 81815989	G	10	F 3/4"	98mm		
	24/497-106 (E)	C5NN3282E, 81815959	H	13	3/4" x M3/4 D	385mm		
5000 (⇨ 12/67)	24/492-9	C5NN3307E, 81817836	I	8	M1" D	127mm	11/16" x 3/4"	
	24/491-6	C5NN3308C, 81817837		6	M1" G	100mm		
	24/495-10 (D)	C5NN3281C, 81802856	J	11	Ø 15/16"	445mm		
	24/496-10 (D)	C5NN3280F, 81802851	K	12		400mm		
5000 (1/68 ⇨) 5110, 5600, 5610, 6410, 6600, 6610, 7000, 7600	24/490-7	C7NN3304C, 81825396	A	7	F Ø 15/16"	1255mm 1310mm	11/16" x 3/4"	
	24/492-11	C7NN3307B, 81825397	D	8		1210mm		
	24/491-8	C7NN3A300A, 81825395	L	6	Ø 15/16"	125mm		
	24/495-11 (E)	C7NN3280F, 81825393	M	11		470mm		
	24/496-11 (E)	C7NN3289E, 81825394	N	12	F 15/16" D	105mm		
	24/497-107 (E)	C5NN3282F, 81816513	H	14	15/16" x M15/16"	390mm		

(A) 4/70 ⇨

 (B) Only 4610 *Seulamente*

Ball Joint thread 5/8"

Rosca de la cabeza de rótula 5/8"

(C) Also fits outer RH, fig. 10 (⇨ 5/67)

Montaje también drcha. ext., fig. 10 (⇨ 5/67)

(D) ⇨ 5/67

(E) 6/67 ⇨

Note / Nota : **M = Male / Macho**
 F = Femal / Hembra
 D = RH / Drcha.
 G = LH / Izda.

 Part numbers are quoted for reference purposes only.
 Our parts and accessories are not original.

 Las referencias originales tienen un propósito identificativo.
 Nuestras piezas no son originales.

(Ed.1) 04/02




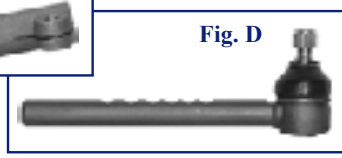

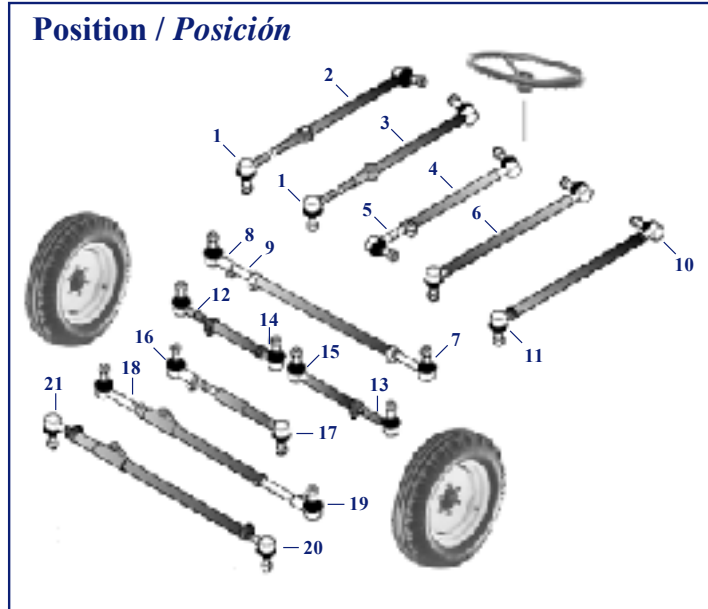

"THE RELIABLE SERVICE"

FORD - 97

TIE RODS & SOCKETS
RÓTULAS Y BARRAS DE DIRECCIÓN

2 Wheel drive tractors with power steering
Tractores de simple tracción - Dirección asistida

Position / Posición



Part numbers are quoted for reference purposes only.
Our parts and accessories are not original.

*Las referencias originales tienen un propósito identificativo.
Nuestras piezas no son originales.*



bepco tractor parts

FORD (NEW HOLLAND)
 (REPLACEMENT PARTS)

TIE RODS & SOCKETS RÓTULAS Y BARRAS DE DIRECCIÓN

Figures & position, see page FORD- 98 / Ver página FORD- 98 para figuras y posiciones

Tractors Tractores		OEM	Fig.	Position Posición	Thread Rosca	Length Longitud	Cone Cono
2 WHEEL DRIVE TRACTORS WITH POWER STEERING TRACTORES DE SIMPLE TRACCIÓN - DIRECCIÓN ASISTIDA							
2000, 3000	24/491-9	C5NN3A300B, 81802873	A	1	M3/4" G	80mm	9/16" x 5/8"
2600, 3600, 3900, 4100 (Less cab / Sin cabina)	24/492-6	C5NN3307G, 81802891	B	2	M3/4"	750mm	11/16" x 3/4"
2310, 2610, 2810, 2910, 3610, 3910, 4110 (Less cab or with LP cab Sin cabina o cabina LP)	24/492-5	C5NN3308E, 81802895		3		790mm	
	24/581-135	C5NN3A302B, 81802877	F	5	Ø 7/16"	49mm	
2310, 2600, 2610, 2810, 2910, 3600, 3610, 3910, 4100, 4110 (Q cab / Cabina Q)	24/495-13	D4NN3278A, 83902604	C	17	F Ø 3/4"	355mm	
	24/496-13	D4NN3289D, 83902603	L	16		110mm	
	24/581-135	C5NN3A302B, 81802877	F	5	Ø 7/16"	49mm	
4000, 4600	24/492-7 (A)	C7NN3307A, 81821968	C	4	F Ø 7/8"	1020mm	
	24/492-8 (B)	D0NN3307A, 81825596				1050mm	
	24/491-5	D0NN3A300A, 81825595	D	5	Ø 7/8"	230mm	
	24/495-9 (C)	C5NN3278A, 81802849	E	7	Ø 3/4"	480mm	
	24/496-9 (D)	C5NN3289C, 81815989		8		F 3/4" D	98mm
	24/497-106 (D)	C5NN3282E, 81815959	G	9	3/4" x M3/4"D	385mm	
4610, 4630, 4830, 5030	24/492-13	E1NN3307AA, 83932651	C	4	F Ø 7/8"	1050mm	18mm x 20mm
	24/491-10	E1NN3A300AA, 83932649	D	5	Ø 7/8"	230mm	
	24/495-9	C5NN3278A, 81802849	E	7	Ø 3/4"	480mm	11/16" x 3/4"
	24/496-9	C5NN3289C, 81815989	F	8	F 3/4" D	95mm	
	24/497-106	C5NN3282E, 81815959	G	9	3/4" x M3/4"D	385mm	
5000 (⇔ 8/70)	24/492-10 (E)	C5NN3307F, 81802890 E3NN3307AA, 83946545	A	10, 14, 15	M1" D	100mm	11/16" x 3/4"
	24/491-7 (F)	C5NN3308D, 81802894 E3NN3308BA, 83946546		11	M1" G		
	24/496-12	C7NN3280E, 81822049	H	12	Ø 15/16"	390mm	
	24/495-12	C7NN3281A, 81822050	K	13			

(A) 8/70 ⇔ 12/71

(B) 1/72 ⇔

(C) Also fits outer RH, fig. 8, ⇔ 5/67

Montaje también ext. izda., fig. 8, ⇔ 5/67

(D) 6/67 ⇔

(E) Drag link rear, fig. 10, ⇔ 8/67 and

tie rod inner LH & RH, fig. 14 & 15, ⇔ 8/70

 Rótula trasera de la barra de dirección, fig. 10, ⇔ 8/67
 y rótulas interiores drcha. e izda., fig. 14 & 15, ⇔ 8/70

(F) ⇔ 8/67

Note / Nota : M = Male / Macho
 F = Femal / Hembra
 D = RH / Drcha.
 G = LH / Izda.

 Part numbers are quoted for reference purposes only.
 Our parts and accessories are not original.

 Las referencias originales tienen un propósito identificativo.
 Nuestras piezas no son originales.

(Ed.1) 04/02


"THE RELIABLE SERVICE"


FORD - 99

bepco tractor parts
FORD (NEW HOLLAND)
 (REPLACEMENT PARTS)

TIE RODS & SOCKETS

RÓTULAS Y BARRAS DE DIRECCIÓN

Figures & position, see page FORD- 98 / Ver página FORD- 98 para figuras y posiciones

Tractors Tractores		OEM	Fig.	Position Posición	Thread Rosca	Length Longitud	Cone Cono
2 WHEEL DRIVE TRACTORS WITH POWER STEERING TRACTORES DE SIMPLE TRACCIÓN - DIRECCIÓN ASISTIDA							
5000 (9/70 ⇄)	24/490-9	E0NN3304CA, 83925158	J	6		1280mm	11/16" x 3/4"
5600, 6600, 7000, 7600	24/496-12	C7NN3280E, 81822049	H	12	Ø 15/16"	390mm	
5610, 6610, 7610 (⇄ 3/85)	24/495-12	C7NN3281A, 81822050	K	13		100mm	
	24/498-6	C7NN3289D, 81822051	A	14	M1" D	470mm	
	24/497-6	C7NN3B161A, 81822048	C	15	Ø 15/16"	90mm	
5610, 6610, 7610 (4/85 ⇄)	24/581-22	E3NN3B539AA, 83948951	L	16	F7/8" D	75mm	15/16" x 1 1/16"
5110, 5610S, 5900, 6410, 6610S, 6810, 6810S, 7010, 7610S, 7810, 7810S, 8010	24/581-21	E3NN3N981AA, 83948964	A	17	M1 1/4" D	450mm	13/16" x 7/8"
	24/496-16 (A)	E3NN3278AB, 83957771	M	18	Ø 1 1/4"	120mm	
	24/495-31	E3NN3289AA, 83947648	N	19	F1" D		
5700, 6700, 6710, 7700, 7710, 7910, 8210, 8700, 9700	24/495-30 (B)	E1NN3280AA, 83929292	O	20 -21	Ø 1 3/16"	845mm	11/16" x 3/4"
TW5, TW10, TW15, TW20, TW25 (SWB)	24/496-15 (C)	E1NN3289AA, 83929289	P	20 - 21	M1" D	220mm	
	24/581-20	D8NN3B539AB, 83934991	L	16	F7/8" D	95mm	
	24/581-19	D8NN3A302AA, 83913086	A	17	M1" D	95mm	
5640, 6640, 7740, 7840, TS80, TS90, TS100, TS110	24/495-130	E9NN3289AA, 81864100	N	19	F1 1/8" D	123mm	15/16" x 1 1/16"
	24/496-130	E9NN3278AA, 81864106	E	18	M1 1/8" D	500mm	15/16" x 1 1/16"
	24/581-130	E9NN3N981AA, 81864115	A	17	M1 1/4" D	73mm	1 1/16" x 1 1/4"
	24/581-131	E9NN3B539AA, 81864114	L	16	F7/8" D	90mm	
	24/495-131	E9NN3289BA, 81863802	N	19	F1 1/8" D	123mm	
	24/496-131	E9NN3278BA, 81863803	E	18	Ø 13/8"	500mm	
Heavy duty Tipo reforzada	24/581-132	E9NN3N981BA, 81863815	A	17	M1 1/4" D	75mm	1 3/16" x 1 3/8"
8240, 8340 TS80, TS90, TS100, TS110	24/581-133	E9NN3B539BA, 81863813	L	16	F7/8" D	90mm	
8670, 8770, 8870, 8970	24/495-132	86502993	A	14	M1 1/8" D	103mm	1" x 1 1/8"
	24/496-132	86502997	O	12	F1 1/8" D	385mm	
	24/581-134	86502995	L	16	F7/8" D	71mm	
550, 555, 555A 555B, 655, 655A (⇄ 3/87)	24/581-30	D9NN3A302AB, 83958351 D9NN3A302AA, 83918929	L	16	F11/16" D	60mm	11/16" x 3/4"
	24/581-31	D9NN3A303AB, 83958352 D9NN3A303AA, 83918928	A	17	M11/16" D	55mm	

(A) 2/86 ⇄

(B) 24/495-30 is outer LH, fig.20, for short wheel base and outer RH, fig. 21, for long wheel base

24/495-30 es la rótula ext. izda., fig.20, para despeje bajo y es la rótula ext. izda., fig. 21, para despeje alto

(C) 24/496-15 is outer RH, fig.20, for short wheel base and outer LH, fig. 21, for long wheel base

**24/496-15 es la rótula ext. drcha., fig.20, para despeje bajo y es la rótula ext. izda., fig. 21, para despeje alto

Note / Nota : M = Male / Macho D = RH / Drcha.
 F = Femal / Hembra G = LH / Izda.

 Part numbers are quoted for reference purposes only.
 Our parts and accessories are not original.


 Las referencias originales tienen un propósito identificativo.
 Nuestras piezas no son originales.

FORD - 100


"THE RELIABLE SERVICE"


(Ed.1) 04/02

TIE RODS & SOCKETS
RÓTULAS Y AXIALES DE DIRECCIÓN



Tractors Tractores		OEM	Fig.	Thread Rosca	Length Longitud	Cone Cono
4 WHEEL DRIVE TRACTORS WITH POWER STEERING TRACTORES DE DOBLE TRACCIÓN - DIRECCIÓN ASISTIDA						
Axle Carraro 707 Puente 3230, 3430, 3930, 4130, 4630, 4830, 5030	24/495-133 (LH) / (IZDA.)	81875596, 81878537	1	F18G	177mm	20/22mm
	24/496-133 (RH) / (DRCHA.)	81875595, 81878543	2	F18D		
	24/497-42 (LH) / (IZDA.)	83957148	3	M18G - M20D	181mm	
	24/498-42 (RH) / (DRCHA.)	83957758	4	M18D - M20D		
Axle Carraro 709 Puente 5110, 5610, 6410, 6610, 6610S, 6810, 6810S, 7010, 7610, 7610S, 7710, 7810, 7810S, 7810S, 7910, 8010	24/495-42 (LH) / (IZDA.)	81878554, 83957751	1	F18G	220mm	20/22mm
	24/496-42 (RH) / (DRCHA.)	81878555, 83957757	2	F18D		
	24/497-42 (LH) / (IZDA.)	83957148	3	M18G - M20D	181mm	
	24/498-42 (RH) / (DRCHA.)	83957758	4	M18D - M20D		
Axle Carraro 709S2 Puente 5640, 6640, 7740, 7840	24/495-43 (LH) / (IZDA.)	81878548	6	F24D	240mm	24/26mm
	24/496-43 (RH) / (DRCHA.)	81878547	5	F24G		
	24/497-43 (LH) / (IZDA.)	83957792, 9968018	7	M24D - M22D	210mm	
	24/497-48 (RH) / (DRCHA.)	83957796	8	M24G - M22D		
Axle Carraro 715 Puente 8210	24/495-44 (LH) / (IZDA.)	83957797, 87761564	1	F24G	165mm	24/26mm
	24/496-44 (RH) / (DRCHA.)	83957789, 87761563	2	F24D		
	24/497-48 (LH) / (IZDA.)	83957796	3	M24G - M22D	210mm	
	24/497-43 (RH) / (DRCHA.)	83957792, 9968018	4	M24D - M22D		
Axle Carraro 709HD Puente 8240, 8340	24/495-134 (LH) / (IZDA.)	81878550	6	F24D	275mm	20/22mm
	24/496-134 (RH) / (DRCHA.)	81878549	5	F24G		
	24/497-43 (LH) / (IZDA.)	83957792, 9968018	7	M24D - M22D	210mm	
	24/497-48 (RH) / (DRCHA.)	83957796	8	M24G - M22D		


Note / Nota : **M18D** Tie rod mal M18 RH thread / *Rótula macho M18 rosca drcha.*
F24D Tie rod femal M24 RH thread / *Rótula hembra M24 rosca drcha.*
F18G Tie rod femal M18 LH thread / *Rótula hembra M18 rosca izda.*

Part numbers are quoted for reference purposes only.
Our parts and accessories are not original.

Las referencias originales tienen un propósito identificativo.
Nuestras piezas no son originales.



TIE RODS & SOCKETS
RÓTULAS Y AXIALES DE DIRECCIÓN



Tractors Tractores		OEM	Fig.	Thread Rosca	Length Longitud	Cone Cono
4 WHEEL DRIVE TRACTORS WITH POWER STEERING TRACTORES DE DOBLE TRACCIÓN - DIRECCIÓN ASISTIDA						
Axle ZF APL 325, 335 Puente 5110, 5610, 6610 6710, 7610, 7710	24/495-125 (LH) / (IZDA.)	83959474, 83984962	1	F22D	340mm	20/22mm
	24/496-125 (RH) / (DRCHA.)	83959475, 83984963	2			
	24/497-132 (LH & RH) (IZDA. & DRCHA.)	83957098	3	M22D M20D	190mm	
Axle ZF APL 345, 350 Puente 6710, 7610, 7710, 7910, 8210	24/495-126 (LH) / (IZDA.)	83959470	1	F18D	320mm	24/26mm
	24/496-126 (RH) / (DRCHA.)	83959471	2			
	24/497-126 (LH & RH) (IZDA. & DRCHA.)	83957097, 83974364	3	M18D M20D	181mm	
Axle Schindler Puente 8210	24/497-133		4	M28D	115mm	20/22mm
Axle ZF APL 355 Puente TW5, TW15	24/495-127 (LH) / (IZDA.)	83959472	1	F24D	350mm	27/30mm
	24/496-127 (RH) / (DRCHA.)	83959473	2			
	24/497-127 (A) (LH & RH) (IZDA. & DRCHA.)	83962754, 83957096	3	M24D M22D	210mm	
Axle ZF APL 365 Puente 8530, 8630, 8730, 8830, TW25, TW35	24/495-128 (LH) / (IZDA.)	83959467	1	F28 D	310mm	29/32mm
	24/496-128 (RH) / (DRCHA.)	83959468	2			
	24/497-128 (LH & RH) (IZDA. & DRCHA.)	83957095	3	M28D M22D	224mm	

(A) 24/497-127 also fits TW5, TW15, TW25 with APL 345 axle (1/83 ⇔ 12/83)
24/497-127 se monta también sobre TW5, TW15, TW25 con puente APL 345 (1/83 ⇔ 12/83)

Note / Nota : M18D Tie rod mal M18 RH thread / Rótula macho M18 rosca drcha.
F24D Tie rod femal M24 RH thread / Rótula hembra M24 rosca drcha.
F18G Tie rod femal M18 LH thread / Rótula hembra M18 rosca izda.

Part numbers are quoted for reference purposes only.
Our parts and accessories are not original.

Las referencias originales tienen un propósito identificativo.
Nuestras piezas no son originales.



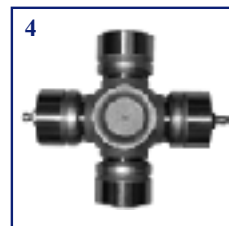

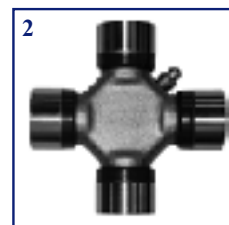



bepco tractor parts

FORD (NEW HOLLAND)
(REPLACEMENT PARTS)

FRONT AXLE - UNIVERSAL JOINTS
CRUCETAS Y PIEZAS DEL EJE DELANTERO

Ref Ref.	Fig.	OEM	ø x L (mm) ø x L (mm)
24/6403-37	5	81873051, 83964587	27 x 70.5
24/6403-9	1	83956476	27 x 71
24/6403-4	2	83930383	27 x 74,6
24/6403-80	1	83934724	27 x 81,7
24/6403-8		83961171	30 x 83
24/6403-6	2	83959516	30 x 92,1
24/6403-11	3	81856645	30,2 x 106,3
24/6403-15	2	83958381	32 x 86
24/6403-43		81858245	32 x 96
24/6403-18	4	83934998	34 x 97
24/6403-39	6	83956477	34 x 100.6
24/6403-40	5	83956478	34 x 101
24/6403-41	4	83956480	35 x 101.4
24/6403-42	6	83956479	35 x 101.5
24/6403-36	3	CFT23704	39,7 x 116



FRONT AXLE SHAFT / EJE DELANTERO



Shaft to weld for offset ZF axle APL.1351, APL.1551, APL.1552, APL.3052
Closed length : 345mm

Eje para soldar sobre puente ZF APL.1351, APL.1551, APL.1552, APL.3052
Longitud total cerrado : 345mm

FRONT DRIVE SHAFT BUSHES / CASQUILLO ESTRIADO DEL EJE DELANTERO

8160, 8260, 8360, 8560, TM115, TM125, TM135, TM150, TM165




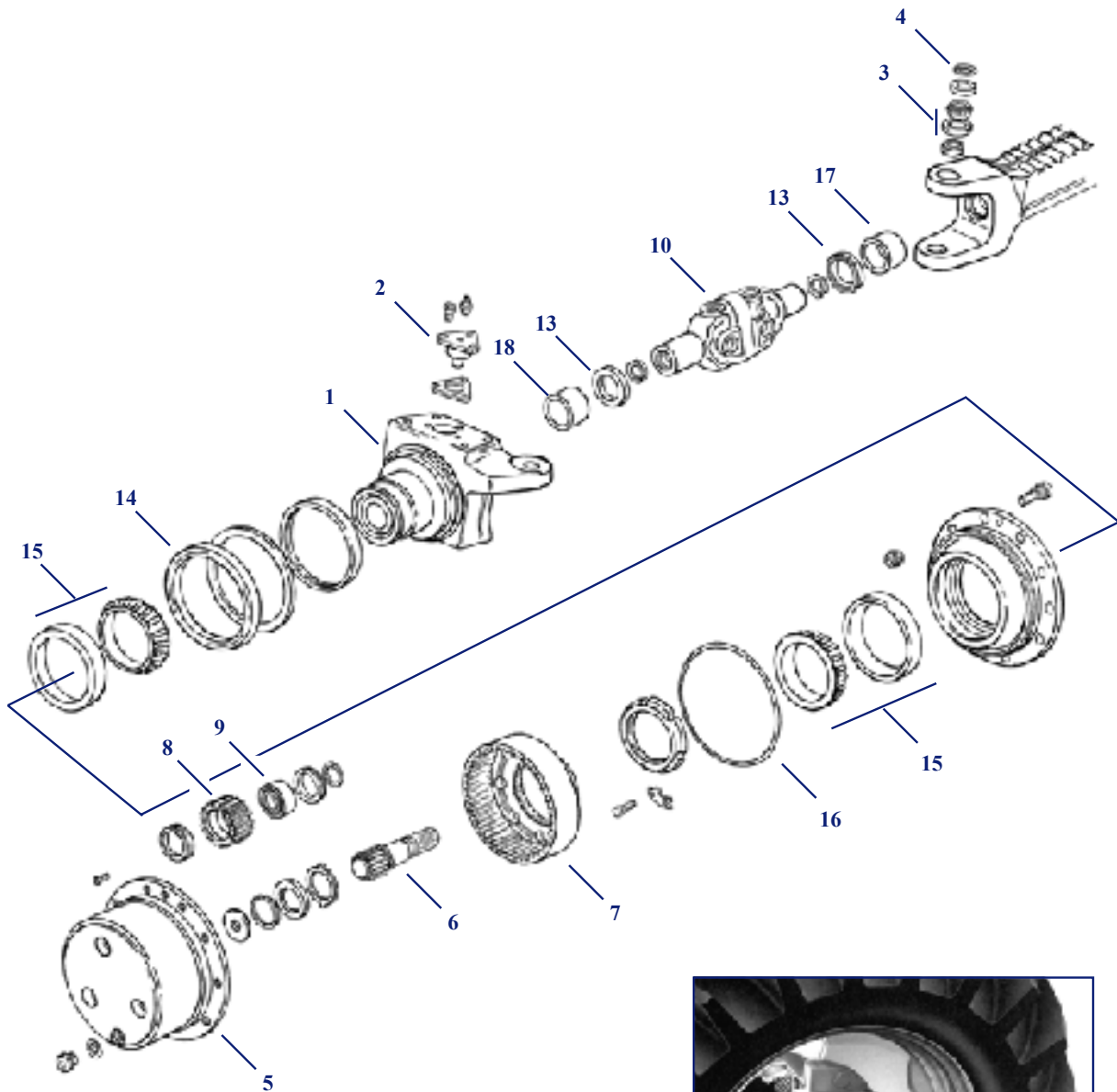
Ref Ref.	OEM	Numbers of splines Número de estrias	Position Posición
24/6447-3	5143597 5150124	14	Front Delantero
24/6447-5	4994075		Central Central
24/6447-2	5128676 4994076	12	Front & Rear Delantero & Trasero

Part numbers are quoted for reference purposes only.
Our parts and accessories are not original.

Las referencias originales tienen un propósito identificativo.
Nuestras piezas no son originales.



ZF FWD AXLE PARTS
EJE DELANTERO ZF (4RM)



Part numbers are quoted for reference purposes only.
Our parts and accessories are not original.

*Las referencias originales tienen un propósito identificativo.
Nuestras piezas no son originales.*



"THE RELIABLE SERVICE"



ZF FWD AXLE PARTS
EJE DELANTERO ZF (4RM)

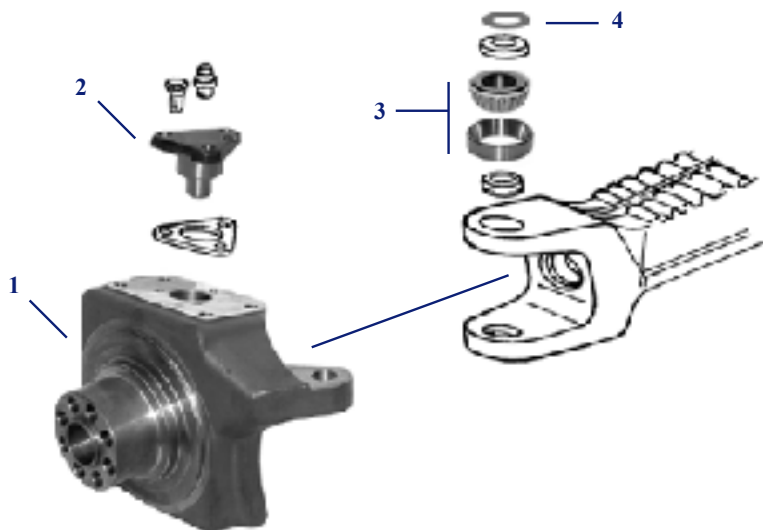


Fig.		1		2	3	4
Tractors Tractores	ZF axle Puente ZF	Housing / Carcasa		Pivot pin Clavija de unión	Bearing Rodamiento	Seal Retén
		LH / Izda.	RH / Drcha.			
5610, 6610, 6710, 7610, 7710, 7910, 8210	APL 325			24/6450-1 (83946561)	24/6451-3 (83958377)	24/6452-1 (83927817)
5110, 5610, 6610, 7610	APL 335			24/6450-3 (83949007)	24/6451-4 (83947632)	24/6452-2 (83946009)
7610	APL 345			24/6450-4 (87759380)	24/6451-1 (83961670)	24/6452-3 (83949045)
6710, 7710, 7910, 8210	APL 350					24/6452-4 (83945669)
TW5, TW15, TW25	APL 345	24/6400-7 (E2NN3107DA, 83933885)	24/6400-8 (E2NN3108CA, 83933886)			24/6452-5 (83933891)
TW5, TW15	APL 355			24/6450-5 (83954699)	24/6451-5 (83985017)	24/6452-6 (83943716)
8530, 8630, 8730, 8830, TW25, TW35	APL 365			24/6450-6 (83953176)	24/6451-6 (83961662, 80710540)	24/6452-7 (83944535)

Part numbers are quoted for reference purposes only.
Our parts and accessories are not original.

Las referencias originales tienen un propósito identificativo.
Nuestras piezas no son originales.



bepco tractor parts

FORD (NEW HOLLAND)
(REPLACEMENT PARTS)

ZF FWD AXLE PARTS
EJE DELANTERO ZF (4RM)




Fig.	5	6	7	8	9	
Tractors Tractores	ZF axle Puente ZF	Planetary housing Carcasa soporte planetarios	Sun gear Eje central	Annular gear Corona reductor	Planetary gear Engrane planetario	Bearing Rodamiento
5610, 6610, 6710, 7610, 7710, 7910, 8210	APL 325	24/6401-4 (E1NN1N045AA, 83927791)	24/6406-1 (E1NN3A328AB, 83934903)	24/6430-3 (E1NN1N043AA, 83927789)	24/6431-4 (E1NN4044AB, 83934470)	24/6433-4 (E2NN1N055AA, 83934020)
5110, 5610, 6610, 7610	APL 335	24/6401-5 (83946036)	24/6406-4 (83949049)	24/6430-4 (83954879)	24/6431-3 (83946053)	
7610	APL 345 APL 350	24/6401-3 (E2NN1N045AA, 83934017)	24/6406-2 (83945674)	24/6430-7 (83953241)	24/6431-4 (E1NN4044AB, 83934470)	
6710, 7710				24/6430-5 (E2NN1N043EA, 83934014)	24/6431-5 (83985466)	
7910, 8210	APL 350	24/6401-1 (83945677)				
TW5, TW15, TW25	APL 345	24/6401-3 (E2NN1N045AA, 83934017)	24/6406-5 (E2NN3A328CA, 83934013)			
TW5, TW15	APL 355	8 bolts / Tornillo 24/6401-6 (83943739) 10 bolts / Tornillo 24/6401-7 (83951982)	24/6406-6 (83943736)	24/6430-8 (83958508)		
8530, 8630, 8730, 8830, TW25, TW35	APL 365	24/6401-8 (83944714)	24/6406-7 (83961168)	24/6430-9 (83961174)	24/6431-7 (83961170)	

Part numbers are quoted for reference purposes only.
Our parts and accessories are not original.

Las referencias originales tienen un propósito identificativo.
Nuestras piezas no son originales.



"THE RELIABLE SERVICE"



bepco tractor parts

FORD (NEW HOLLAND)
(REPLACEMENT PARTS)

ZF FWD AXLE PARTS
EJE DELANTERO ZF (4RM)

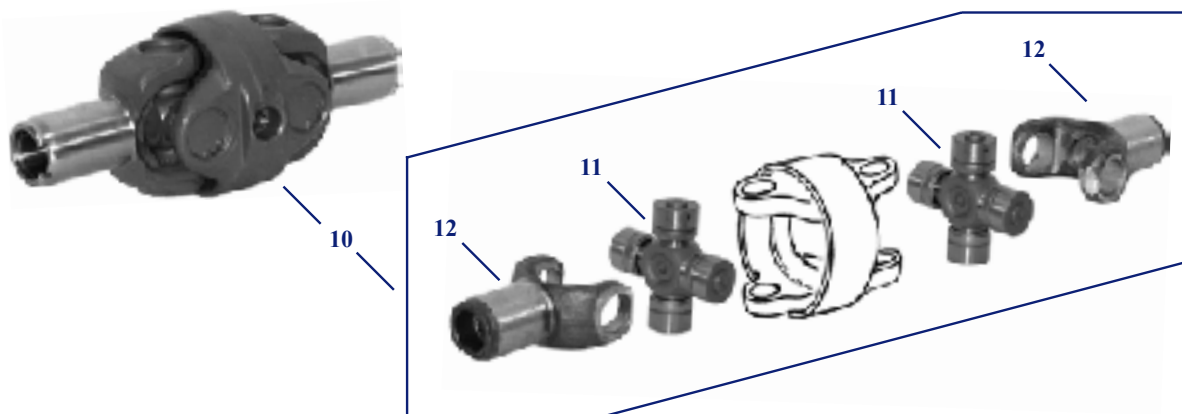


Fig.		10	11		12
Tractors Tractores	ZF axle Puente ZF	Joint assy. Nudo cárдан	Universal joint Cruceta		Yoke end Horquilla
5610, 6610, 6710, 7610, 7710, 7910, 8210	APL 325	24/6402-6 (83961165)			
5110, 5610, 6610, 7610	APL 335	24/6402-7 (83961173)	24/6403-9 (A) (83956476)	24/6403-37 (B) (81873051)	24/6405-5 (83956483, 87760497)
6710, 7610, 7710, 7910, 8210 TW5, TW15, TW25	APL 345 APL 350	30mm 24/6402-8 (83981517)	32mm 24/6403-15 (83958381)	30mm 24/6403-8 (83961171)	30mm 24/6405-4 (83961172)
TW5, TW15	APL 355	(\varnothing 10/88) 24/6402-9 (83956487)	(11/88 \varnothing) 24/6402-10 (83964635)	(\varnothing 4/84 & 1762) 24/6403-39 (83956477)	(5/84 & 1763 \varnothing) 24/6403-40 (83956478)
8530, 8630, 8730, 8830, TW25, TW35	APL 365	(\varnothing 10/88) 24/6402-11 (83957092)	(11/88 \varnothing) 24/6402-12 (83964636)	(\varnothing 8/84 & 5350) 24/6403-41 (83956480)	(9/84 & 5351 \varnothing) 24/6403-42 (83956479)

(A) Early assembly with lube / Antiguo montaje con engrasador

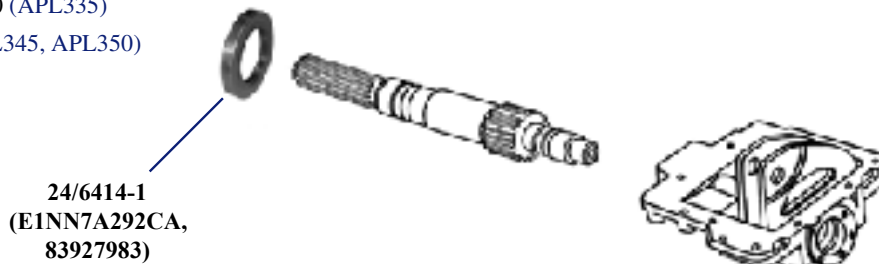
(B) Without lube. Use with **24/6402-7** / Sin engrasador; usar con **24/6402-7**

TRANSFER BOX
CAJA DE TRANSFERENCIA

5610, 6610, 6710, 7610, 7710, 7910, 8210 (APL325)

5110, 5610, 6610, 7610 (APL335)

6710, 7610, 7710 (APL345, APL350)



Part numbers are quoted for reference purposes only.
Our parts and accessories are not original.

Las referencias originales tienen un propósito identificativo.
Nuestras piezas no son originales.



bepco tractor parts

FORD (NEW HOLLAND)
(REPLACEMENT PARTS)

ZF FWD AXLE PARTS
EJE DELANTERO ZF (4RM)

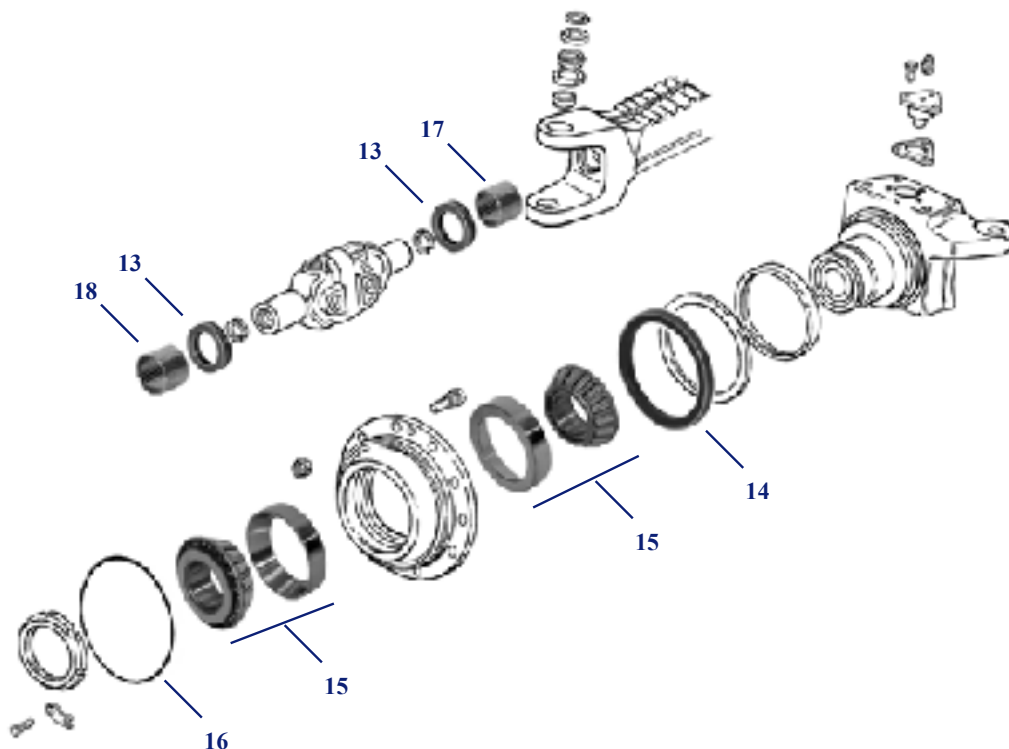


Fig.		13	14	15	16	17	18
Tractors Tractores	ZF axle Puente ZF	Oil seal Retén	Hub seal Retén	Bearing Rodamiento	Hub cover seal Retén	Bush / Casquillo	
						Inner / Int.	Outer / Ext.
5610, 6610, 6710, 7610, 7710	APL 325	24/6407-6 (83961163)	24/6408-7 (81869544)	24/6410-8 (83946047, 5136951)	24/6413-2 (E1NN1N050AA, 83927797)	24/6462-3 (83956843)	24/6462-2 (83956842)
7910, 8210				24/6410-10 (83974430)			
5110, 5610, 6610, 7610	APL 335	24/6407-5 (83959483)		24/6410-8 (83946047, 5136951)	24/6413-3 (E2NN1N050AA, 83934009)	24/6462-4 (83956845)	24/6462-4 (83956845)
6710, 7610, 7710, 7910, 8210, TW5, TW15, TW25	APL 345 APL 350			24/6462-6 (83956846)			
TW5, TW15	APL 355	24/6407-7 (83961164)	24/6408-8 (81867542)	24/6410-7 (83952531, 9967690)	8 bolts / tornillos 24/6413-3 (E2NN1N050AA, 83934009)	24/6462-5 (83956848)	24/6462-7 (83956849)
				10 bolts / tornillos 24/6413-4 (83944703)			
8530, 8630, 8730, 8830, TW25, TW35	APL 365		24/6408-9 (83945588)	24/6410-11 (83961672)	24/6413-4 (83944703)		

Part numbers are quoted for reference purposes only.
Our parts and accessories are not original.

Las referencias originales tienen un propósito identificativo.
Nuestras piezas no son originales.




"THE RELIABLE SERVICE"



bepco tractor parts

FORD (NEW HOLLAND)
(REPLACEMENT PARTS)

STEERING
DIRECCIÓN



MANUAL STEERING / DIRECCIÓN MANUAL

Fig.	1	2	3	4
Tractors Tractores	Steering wheel Volante	Steering assy. Columna y caja de Dirección	Nut Tuerca	Bush Casquillo
2000, 2600, 3000, 3600, 3900, 4100	24/510-5 (D6NN3600B, 83909785) 18" 457mm	24/514-13 (E4NN3503CA, 83947203)	24/515-5 (D5NN3N602A, 83906211)	24/526-2 (C5NN3517A, D5NN3517A, 81811803, 83903807)
2310, 2610 2810, 2910, 3610, 3910, 4110, 4610 (Less LP cab / Sin cabina LP)				
2310, 2610, 2810, 2910, 3230, 3430, 3610, 3910, 3930, 4000, 4110, 4600, 4610, 4630, 4830, 5030, 5600, 6600, 7600, 7610				
5000, 5110, 5610, 5900, 6410, 6610, 7000		24/514-11 (D7NN3503A, 83912775)		
5600, 6600, 7600 (⇨ 4/76) (Less cab / Sin cabina)				

POWER STEERING / DIRECCIÓN ASISTIDA

Fig.	1	2	3	4
Tractors Tractores	Steering wheel Volante	Steering assy. Columna y caja de Dirección	Nut Tuerca	Bush Casquillo
2000, 2310, 2600, 2610, 2810, 2910, 3000, 3230, 3430, 3600, 3610, 3900, 3910, 3930, 4000, 4100, 4110, 4130, 4600, 4610, 4630, 4830, 5030	24/510-5 (D6NN3600B, 83909785)		24/515-5 (D5NN3N602A, 83906211)	24/526-2 (C5NN3517A, D5NN3517A, 81811803, 83903807)
5000 (⇨ 8/70)				
5600, 6600, 7600 (With cab / Con cabina)				
5000 (9/70 ⇨), 7000		24/514-12 (E1NN3N503BC, 83954900)		
5600, 6600, 7600 (Less cab / Sin cabina)				

Part numbers are quoted for reference purposes only.
Our parts and accessories are not original.

Las referencias originales tienen un propósito identificativo.
Nuestras piezas no son originales.



bepco tractor parts

FORD (NEW HOLLAND)
(REPLACEMENT PARTS)

STEERING
DIRECCIÓN

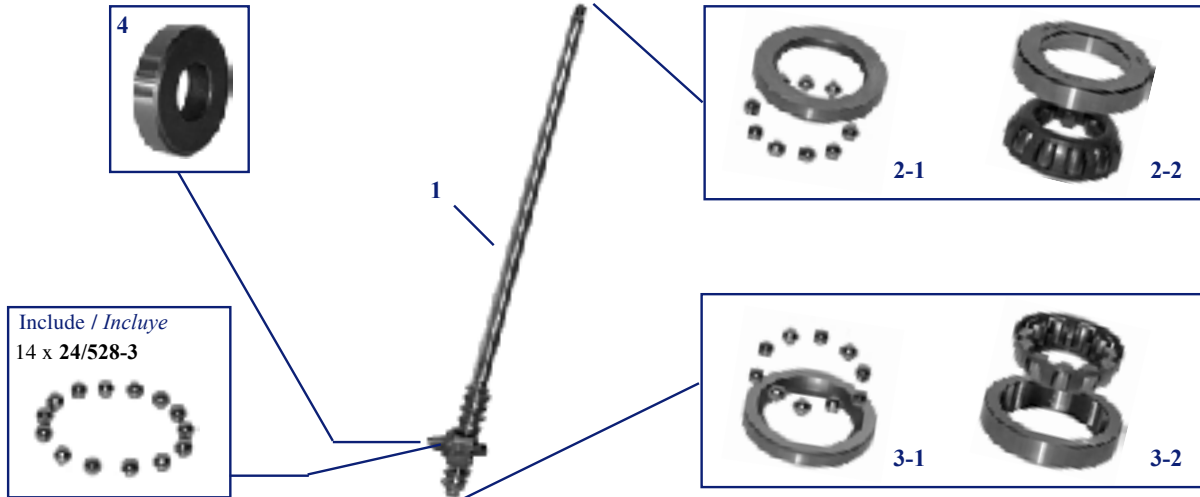


Fig.	1		2		3	4
Tractors Tractores	Shaft Eje	L (mm)	Bearing (Upper) Rodamiento (Sup.)		Bearing (Lower) Rodamiento (Inf.)	Roller Rodamiento
Major, Super Major (⇄ 8/58)	24/530-7 (E1ADKN3524B, 81717458)	600	24/529-7 (2-1, 3-1) (1X 24/529-3 (E1ADKN3556, 81717463) + 10X 24/528-3 (353075S, 83424343))			24/527-3 (E1ADKN3572, 81717466)
Major, Super Major (8/58 ⇄)	24/530-8 (E1ADDN3524, 81717457)	660				
2000, 3000 (⇄ 8/68)	24/530-9 (D2NN3A710B, 81834394)	665	24/529-5 (2-2, 3-2) (C5NN3552A + 3N615A, 81803084 + 81803189) Ø Outer / Ext Ø 44.5mm			
2000, 3000 (9/68 ⇄) 2600, 3600, 3900, 4100 (Less cab / Sin cabina)			24/529-4 (2-2) (C7NN3552A + 3N615A, 81818706 + 81803189) Ø Outer / Ext Ø 51mm	24/529-5 (3-2) (C5NN3552A + 3N615A, 81803084 + 81803189) Ø Outer / Ext Ø 44.5mm		
2310, 2600, 2610, 2910, 3600, 3610, 3910, 4100, 4110, 4600, 4610 (With cab / Con cabina)	24/530-12 (D4NN3A710D, 83903805)	850	24/529-7 (2-1, 3-1) (1X 24/529-3 (E1ADKN3556, 81717463) + 10X 24/528-3 (353075S, 83424343))			24/527-3 (E1ADKN3572, 81717466)
2610, 3610, 3910 (Less cab / Sin cabina)			24/529-4 (2-2) (C7NN3552A + 3N615A, 81818706 + 81803189) Ø Outer / Ext Ø 51mm	24/529-5 (3-2) (C5NN3552A + 3N615A, 81803084 + 81803189) Ø Outer / Ext Ø 44.5mm		
3230, 3430, 3930, 4130, 4630, 4830, 5030 4000, 4600, 4610 (Less cab / Sin cabina)	24/530-10 (D2NN3A710D, 81834396)	670	24/529-7 (2-1, 3-1) (1X 24/529-3 (E1ADKN3556, 81717463) + 10X 24/528-3 (353075S, 83424343))			24/527-3 (E1ADKN3572, 81717466)
5000, 5110, 5610, 5900, 6410, 6610 5600, 6600, 7600 (Less cab / Sin cabina)	24/530-11 (D2NN3A710A, 81842811)	730				
5600, 6600, 7600 (With cab / Con cabina)	24/530-13 (D4NN3A710C, 83903806)	890				

Part numbers are quoted for reference purposes only.
Our parts and accessories are not original.

Las referencias originales tienen un propósito identificativo.
Nuestras piezas no son originales.



"THE RELIABLE SERVICE"



bepco tractor parts

FORD (NEW HOLLAND)
(REPLACEMENT PARTS)

STEERING
DIRECCIÓN

SEAL & GASKET KITS
JUEGO DE JUNTAS Y RETENES

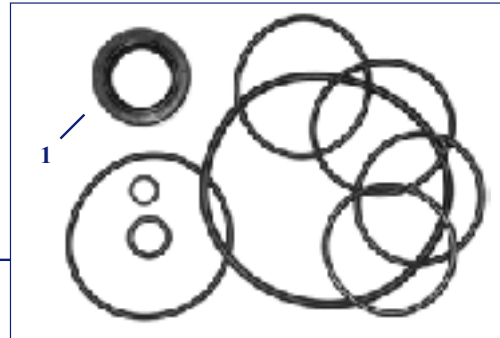
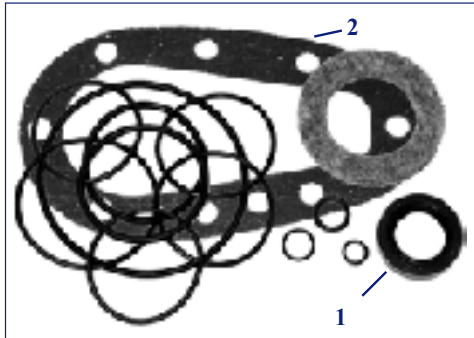


Fig.	1	2	3	4
Tractors Tractores	Oil seal Retén	Gasket Junta	Seal and gasket kit Juego de Juntas y retenes	Seal kit Juego de retenes
2000, 3000 2600, 3600, 3900, 4100 (Less cab / Sin cabina) 2310, 2610, 2810, 2910, 3610, 3910, 4110 (Less cab or with LP cab Sin cabina o cabina LP)	24/524-1 (E1NN3N632AA, 83929295)			
2600, 2610, 3600, 3610, 4100 (With cab / Con cabina) 2810, 2910, 3910, 4110, 4610 (With / Con FWD 12/85 ⇨)		24/541-4 (C9NN3N598A, F0NN3N598AA, 81821993, 83991001, 82014597)	24/548-1 (A) (EDPN3500A, 83936975)	24/549-1 (EGPN3N503AA, 83957121)
3230, 3430, 3930, 4000, 4130, 4600, 4610, 4630, 4830, 5000, 5030, 5600, 6600, 7600 5610, 6610, 7610 (⇨ 3/85)				

(A) **24/548-1** includes additional seals to the original equipment kit to make it also suitable for 3 cyl. "10" and "30" series tractors.
(A) **24/548-1** incluye juntas adicionales frente al juego original para permitir la aplicación sobre tractores de 3 cilindros de las series "10" y "30".

REPAIR KIT FOR STEERING ARM
JUEGO DE REPARACIÓN
PARA EL SECTOR DE DIRECT.

Dexta, Super Dexta



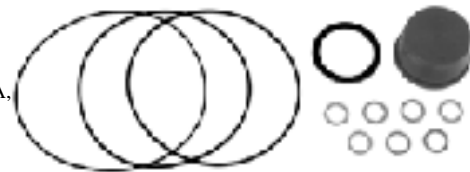
24/531-4

Part numbers are quoted for reference purposes only.
Our parts and accessories are not original.

STEERING MOTOR ORBITROL SEAL KIT
****JUEGO DE REPARACIÓN PARA ORBITROLES**

3230, 3430, 3930, 4130, 4630, 4635, 4830, 4835, 5030, 5610S, 5635, 5640, 6610S, 6635,
6640, 6810S, 7010, 7610S, 7635, 7740, 7810S, 7840, 8010, 8160, 8240, 8260, 8340,
8360, 8560, TL70, TL80, TL90, TL100, TM115, TM125, TM135, TM150,
TM165, TS80, TS90, TS100, TS110, TS115

24/561-2
(FP552, F0NN3A244CA,
81863730, 81865717,
87791056, 9968436,
9970369, 82010262)




Las referencias originales tienen un propósito identificativo.
Nuestras piezas no son originales.



bepco tractor parts

FORD (NEW HOLLAND)
(REPLACEMENT PARTS)

STEERING
DIRECCIÓN



MANUAL STEERING / DIRECCIÓN MANUAL

Fig.	1	2	3	4	5	6
Tracteurs Tractors	Box Caja dirección	Rocker shaft Sector de dirección	Bush Casquillo	Inner seal Retén (Int.)	Felt seal Junta	Drop arm prim. Biela de dirección
Major, Super Major (↔ 64)						
2310, 2610, 2910, 3610, 3910, 4110, 4610 (With cab / Con cabina)			24/543-4 (E1ADKN3558, 81717465) 35x38x47mm	24/544-4 (E1ADDN3539, 81803055)		
2600, 3230, 3430, 3600, 3930, 4000, 4100, 4130, 4600, 4630, 4830, 5030					24/545-4 (C5NN3528A, 81803034)	
5000, 5110, 5600, 5610, 5900, 6410, 6600, 6610, 7000, 7600	24/533-6 (A) (D5NN3548A, 83906929)	24/535-7 (C5NN3575A, 81803120)	24/477-4 (C5NN3N645B, 81803202) 38x41x50mm	24/544-6 (C5NN3C615B, 81803190)		24/546-6 (C5NN3590A, 81803153)

(A) **24/533-6** is part of assembly **24/514-11**. This part is not originally fitted on 5000, 7000 & 5600, 6600, 7600 (↔ 3/76)
(A) **24/533-6** es un componente de **24/514-11**. No se monta originalmente sobre 5000, 7000 & 5600, 6600, 7600 (↔ 3/76)

POWER STEERING KITS
JUEGOS DIRECCIÓN ASISTIDA

Tractors Tractores	Ref. Ref.	Old ref. Ant. ref.	SR	H
Super Major	24/6500-13	DA142	X	
2000, 2600, 2610, 3000, 3600, 3610, 3910, 4100, 4110	24/6500-3	FT3/DA	X	
4000, 4600, 4610	24/6500-4	FT4/DA	X	
5000, 5600, 6600	24/6500-5 (E)	FT5/A	X	
5000	24/6500-14	DA140/HYD		X
	24/6500-15	DA140/SR	X	
5600	24/6500-16	DA141		X

These kits are supplied with all parts needed for installation.
Availability on receipt of firm order.

Estos juegos incluyen todas las piezas necesarias para la
instalación. Disponibles para pedidos en firme.
Planos e instrucciones disponibles sobre pedido.



H : Hydrostatic kit / *Juego dirección hidrostática* (E) Economy version
SR : Power steering kit / *Juego servo-dirección* Versión económica

Part numbers are quoted for reference purposes only.
Our parts and accessories are not original.

Las referencias originales tienen un propósito identificativo.
Nuestras piezas no son originales.



"THE RELIABLE SERVICE"



bepco tractor parts

FORD (NEW HOLLAND)
(REPLACEMENT PARTS)

POWER STEERING PUMPS
BOMBAS DE DIRECCIÓN ASISTIDA




Fig.		1	2	3	4
Tractors Tractores	OEM	Pump Bomba	Repair kit Juego reparación	Filter housing seal Junta carcasa del filtro	Cap Tapón
2000, 3000 2600, 3600, 3900, 4100 (Less cab / Sin cabina) 2610, 3610, 4110 (↔ 2/87) (Less cab / Sin cabina)	E6NN3K514DA, 83959532	650 p.s.i Replaced by <i>Reemplaza por</i> 24/570-10	24/575-5 (DHPN3A674B, 83910651) (2 single lip seals <i>2 retenes de simple labio</i>) 24/575-7 (DHPN3A674B, 83910651) (1 double lip seal <i>1 retén de doble labio</i>)	24/575-11 (D7NN3D587A, 83911588)	24/571-1 (D2NN3A006B, 81827222)
2600, 3600, 4100 (With cab / Con cabina) 4000 (↔ 3/70)	E6NN3K514CA, 83959550	850 p.s.i Replaced by <i>Reemplaza por</i> 24/570-10			
2310, 2810, 2910, 3910 (Less cab / Sin cabina) 2610, 3610, 4110 (3/87 ↔) (Less cab / Sin cabina)	E6NN3K514BA 83958544	800 p.s.i Replaced by <i>Reemplaza por</i> 24/570-10			
2310, 2610, 2810, 2910, 3610, 3910, 4110 (With cab / Con cabina)	E6NN3K514NA, 83959535	800 p.s.i Replaced by <i>Reemplaza por</i> 24/570-10			
3230, 3430, 3930, 4130, 4630, 4830, 5030 (↔ 5/93)	E8NN3K514BA, 83983181	24/570-22			
3230, 3430, 3930, 4130, 4630, 4830, 5030 (6/93 ↔)	F1NN3K514BA99M, 82853139, 82854836	24/570-23			
4000 (4/70 ↔), 5000 (7/70 ↔) 4600, 5600, 6600, 7000, 7600	E6NN3K514EA, E6NN3K514EA99M, 83959533, 87759440	24/570-10 1100 p.s.i. 1-1			
5000 (↔ 6/70)	E6NN3K514FA, 83959543	24/570-24			
4610 5610, 6610, 7610 (↔ 3/85)	E6NN3K514PA, E6NN3K514PA99M, 83959534, 82858430	24/570-12 1-2			
5610, 6610, 7610 (4/85 ↔) 5110, 5610S, 5900, 6410, 6610S, 6810, 6810S, 7010, 7610S, 7810S, 8010	E6NN3K514AB, 83960261	24/570-25			
5700, 6700, 7700 6710, 7710 (↔ 12/81)	E6NN3K514JA, 83959549	24/570-28			
6710, 7710 (1/82 ↔) 7810, 7910, 8210	E6NN3K514TA, 83959544	24/570-27			
8530, 8630, 8730, 8830, TW30, TW35	D8NN3K514JC, D8NN3K514JD, 83924997, 81871789	24/570-15 1-3			
8700, 9700, TW5, TW10, TW15, TW20, TW25	E0NN3K514AB, 83924998				

Part numbers are quoted for reference purposes only.
Our parts and accessories are not original.

Las referencias originales tienen un propósito identificativo.
Nuestras piezas no son originales.



bepco tractor parts

FORD (NEW HOLLAND)
(REPLACEMENT PARTS)

HYDRAULIC PUMPS
BOMBAS HIDRÁULICAS

PISTON TYPE PUMPS (ENGINE MOUNTED)
BOMBAS DE PISTONES MONTADAS SOBRE MOTOR



1-1



1-2



3



2-1



2-2

Fig.	1	2	3
Tractors Tractores	Pump Bomba	Repair kit Juego de reparación	Shaft Eje
2000 (⇄ 9/69)	24/630-1 (C5NN600AB 81815247) 1-1	24/631-1 (CKPN600A, 81821107) 2-1	24/632-1 (C5NN966A, 81802223)
2000 (10/69 ⇄), 3000, 4000		24/631-2 2-2 (Economy Económica)	
2600, 2610, 3600, 3610, 3910, 4110, 4600, 4610	24/630-4 (D6NN600A, 83908690) 1-2		

GEAR PUMPS (ENGINE MOUNTED)
BOMBAS DE ENGRANAJES MONTADAS SOBRE MOTOR



1



2

Tractors Tractores	Pump Bomba	Fig.	OEM
2600, 3600, 2310, 2610, 3610, 5110, 5610, 6410, 6610, 6710, 6810, 7010, 7410, 7610, 7710, 7810, 7810S, 7910, 8010, 8210, 8530, 8630, 8730, 8830, TW5, TW15, TW25, TW35	24/640-8	1	E1NN600AA, 83928509, E1NN600AB, 83996272
5610S, 6610S, 6810S, 7610S (⇄ 4/99)			
2810, 2910, 3230, 3430, 3910, 3930, 4110, 4130, 4610, 4630, 4830, 5030	24/640-11	2	E2NN600AA, 83935616, E2NN600AB, 83996336

HYDRAULIC LIFT PUMP
BOMBA HYD. DE ALZAMIENTO



Tractors Tractores	Pump Bomba	OEM
8160, 8260, 8360, 8560	24/565-78	5129493, 5169041, 5179726

Part numbers are quoted for reference purposes only.
Our parts and accessories are not original.

Las referencias originales tienen un propósito identificativo.
Nuestras piezas no son originales.



"THE RELIABLE SERVICE"




bepco tractor parts

FORD (NEW HOLLAND)
(REPLACEMENT PARTS)

HYDRAULIC PUMPS
BOMBAS HIDRÁULICAS

PISTON TYPE PUMPS (ENGINE MOUNTED)
BOMBAS DE ENGRANAJES MONTADAS SOBRE TRANSMISIÓN



Tractors Tractores	Pump Bomba	Fig.	OEM	Observation Comentario
4000	24/640-3	1	D0NN600F, 81824183	
2810, 2910, 3230, 3430, 3900, 3910, 3930, 4100, 4110, 4130, 4600, 4610, 4630, 4830, 5030	24/640-7	2	D8NN600LB, 83936585	
5000, 5900, 7000 Less dual power / Sin dual power	24/640-4	3	D0NN600G, 81823983	
5000, 7000 (6/73 ⇄) With dual power / Con dual power	24/640-5	4	D2NN600B, 81826808	
5600, 5700, 6600, 6700, 7600, 7700	24/640-6	5	D8NN600KB, 83936586	
5110, 5610, 6610, 6710, 6810, 7410, 7610, 7710, 7810, 7810S, 7910, 8210	24/640-9	6	E0NN600AC, 83957379	
5610S, 6610S, 6810S, 7010, 7610S, 8010 (⇄ 4/99)				
5640, 6640, 7740, 7840, 8240, 8340, TS80, TS90, TS100, TS110, TS115	24/640-27	7	F0NN600BB, 81871528	Tandem gear pump bomba tandem
5610S, 6610S, 6810S, 7010, 7610S, 8010 (4/99 ⇄)				
5640, 6640, 7740, 7840, 8240, 8340, TS90, TS100, TS110, TS115	24/640-28	8	F0NN600CE, 82850804	pump CCLS CCLS bomba
8000, 8200, 8600, 8700, 9000, 9200, 9600, 9700	24/640-18	9	D5NN600C, 83903943	16 GPM
TW5, TW10, TW15, TW20, TW25, TW30, TW35, 8530, 8630, 8730, 8830	24/640-19	10	E2NN600BA, 83945584	20 GPM Replace / Reemplaza D8NN600FA, 83913537

SPARE PARTS FOR / PIEZAS DE RECAMBIO PARA 24/640-3, 24/640-4, 24/640-5

Oil seal Retén	Sealing ring Junta	Bearing Rodamiento soporte	Drive gear Piñón transmisión	Drive gear Piñón
24/643-4 (E97GF9, 81800808)	24/646-4 (C5NNF844A, 81815734)	24/647-4 (C5NNN612A, 81801693)	24/648-4 (C5NN866A, 83923969)	24/649-4 (C5NNN660A, 83923970)

Part numbers are quoted for reference purposes only.
Our parts and accessories are not original.

Las referencias originales tienen un propósito identificativo.
Nuestras piezas no son originales.



bepco tractor parts

FORD (NEW HOLLAND)

(REPLACEMENT PARTS)

**HYDRAULIC
SISTEMA HIDRÁULICO**

HYDRAULIC LIFT CYLINDER VALVES / VÁLVULA DEL CILINDRO DE ALZAMIENTO

Control valves / Válvula de control



Dexta, Super Dexta (11/60 ⇄), 2000, 3000, 4000, 5000, 5600, 5700, 6600, 6700, 7000, 7600, 7700

Ref. Ref.	OEM	Colour Color	Max. Ø (mm)
24/680-1	81819036, C7NN488F, 81819037, C7NN488G, 81819029, C7NN481D	White Blanco	25,410
24/680-2	81819038, C7NN488H, 81819039, C7NN488J, 81819030, C7NN481E	Blue Azul	25,415
24/680-3	81819040, C7NN488K, 81819041, C7NN488L, 81819031, C7NN481F	Yellow Amarillo	25,420
24/680-4	81819042, C7NN488M, 81819043, C7NN488N, 81819032, C7NN481G	Green Verde	25,425
24/680-5	81819045, C7NN488S, 81819033, C7NN481H	Orange Naranja	25,430

Selector valves / Válvula del selector



5000, 5110, 5600, 5610, 5610S, 5640, 5700, 6410, 6600, 6610, 6610S, 6640, 6700, 6710, 6810, 6810S, 7410, 7600, 7610, 7610S, 7700, 7710, 7740, 7810, 7810S, 7840, 7910, 8010, 8210, 8240, 8340, 8530, 8630, 8730, 8830, TS80, TS90, TS100, TS110, TS115, TW5, TW15, TW25, TW35

Ref. Ref.	OEM	Colour Color	Max. Ø (mm)
24/680-7	C5NNN858A 81802060	Blue-White Azul-Blanco	15,837
24/680-8	C5NNN858B 81802061	White Blanco	15,845
24/680-9	C5NNN858C 81802062	Blue Azul	15,852
24/680-10	C5NNN858D 81802063	Yellow Amarillo	15,860
24/680-11	C5NNN858E 81802064	Green Verde	15,867

LIFT SAFETY VALVE / VÁLVULA DE SEGURIDAD DE ALZAMIENTO

1



2

Tractors Tractores	Fig.	Ref. Ref.
Major, Super Major 4000 5000, 7000 (Ø cyl. bore 3 ^{3/4} " / Ø cil. 95mm)	1	24/694-1 (81717251, E1ADDN984)
2810, 2910, 3230, 3430, 3900, 3910, 3930, 4100, 4110, 4130, 4600, 4610, 4630, 4830, 5030, 5110, 5600, 5610, 5610S, 5640, 5700, 6410, 6600, 6610, 6610S, 6640, 6700, 6710, 6810, 6810S, 7010, 7410, 7600, 7610, 7610S, 7700, 7710, 7740, 7810, 7810S, 7840, 7910, 8010, 8210, 8240, 8340, 8530, 8630, 8730, 8830, TS80, TS90, TS100, TS110, TS115, TW5, TW15, TW25, TW35 5000, 7000 (Ø cyl. bore 4 ^{1/8} " / Ø cil. 105mm)	2	24/694-2 (83911832, D5NN984A)

**SAFETY VALVE
VÁLVULA DE SEGURIDAD SOBRE BOMBA**

2000, 3000, 4000, 5000, 7000



24/639-1
(C7NN638E, 81818413)

**HYDRAULIC FILTER & PIPE ASSY.
FILTRO Y TUBO DE ASPIRACIÓN**



24/644-1
(C5NNN994J, 81824462)

Part numbers are quoted for reference purposes only.
Our parts and accessories are not original.

Las referencias originales tienen un propósito identificativo.
Nuestras piezas no son originales.



"THE RELIABLE SERVICE"



bepco tractor parts

FORD (NEW HOLLAND)
(REPLACEMENT PARTS)

HYDRAULIC LIFT CYLINDERS
CILINDROS DE ELEVADOR HIDRÁULICO



Fig.	1	2	3	4
Tractors Tractores	Connecting rod Varilla de empuje	Piston Pistón	Piston seal Retén del pistón	Backup ring Segmento de respaldo
Major, Super Major (⇔ 11/60)			24/692-4 (E27N994693B, 81718816)	
Major, Super Major (11/60 ⇔)			24/692-5 (E1ADDN994693A, 81718815)	
Dexta, Super Dexta, 2000, 2310, 2600, 2610, 2910, 3000, 3600, 3610	24/689-2 (957E526, 81801554, 86563314)	24/691-6 (C5NN530B, 81801560)	24/692-7 (87111S95, 81845041, 80271233)	24/692-8 (NCA473A, 81801439)
4000			24/692-9 (C5NN533A, 81801571)	24/692-10 (D1NN473A, 81825713)
2810, 3230, 3430, 3900, 3910, 3930, 4100, 4110, 4130, 4600, 4610, 4630, 4830, 5030			24/692-15 (87115S95, 83904830)	24/692-16 (D3NNB485A, 83904831)
5000, 5600, 5700, 6600, 6700, 7000, 7600, 7700 (3 3/4" / Ø 95,25mm)	24/689-3 (C7NN526D, 81817891)	24/691-7 (D3NN530D, 81846066)	24/692-11 (373408S, 83416996)	24/692-12 (D1NN473B, 81825714)
5000, 5600, 5700, 6600, 6700, 7000, 7600, 7700 (4 1/8" / Ø 104,6mm)		24/691-8 (D5NN530A, 83902885)	24/692-13 (87120S95, 83904858)	24/692-14 (D3NN473A, 81838586)
5110, 5610, 5610S, 5640, 6410, 6610, 6610S, 6640, 6710, 6810, 6810S, 7010, 7410, 7610, 7610S, 7710, 7740, 7810, 7810S, 7840, 7910, 8010, 8210, 8240, 8340, TS80, TS90, TS100, TS110, TS115				
8530, 8630, 8730, 8830, TW5, TW15, TW25, TW35 (11/91 ⇔)				

Part numbers are quoted for reference purposes only.
Our parts and accessories are not original.

Las referencias originales tienen un propósito identificativo.
Nuestras piezas no son originales.

(Ed.1) 04/02



"THE RELIABLE SERVICE"



FORD - 117

bepco tractor parts

FORD (NEW HOLLAND)
(REPLACEMENT PARTS)

HYDRAULIC LIFT
ALZAMIENTO HIDRÁULICO




Fig.	1	2	3	4	5	6
Tractors Tractores	Lift arm Brazo del elevador	Washer Arandela	Bush Casquillo	Centre arm Brazo central	Shaft Eje elevador	Dust seal Junta torica
2000, 3000	24/682-5 (C5NNB921D, 81802158) LH / Izda.	24/683-1 (E117GF9, 81800817)		24/684-4 (C5NN545B, 81801599)	24/685-3 (C5NN544D, 81801595)	
2310, 2600, 2610, 2910, 3600, 3610, 3910	24/682-6 (C5NNB920D, 81802150) RH / Drcha.			24/684-5 (D8NN545AA, 83913954)		
5000, 5600, 5700, 6600, 6700, 7600, 7700 Less load monitor <i>Sin load monitor</i>	Ø Pin Pasador 22mm - 7/8" 24/682-7 (E3NN839AA, 83952857) LH / Izda.		24/686-5 (E2NN531AA, 83933328)	24/684-6 (C7NN545C, 81819055)	⌀ 5/85 24/685-4 (C5NN544B, 81801593)	24/687-3 (C5NNC944A, 81802187)
5000, 5600, 5700, 6600, 6700, 7000, 7600, 7700 With load monitor <i>Con load monitor</i>						
5110, 5610, 6410, 6610, 6710, 6810, 7410, 7610, 7710						
5610S, 6610S, 6810S, 7610S, 7810S	24/682-8 (E3NN838AA, 83952855) RH / Drcha.					
5640, 6640, 7010, 7740, 7840, 8010, 8240, 8340, TS80, TS90, TS100, TS110, TS115			⌀ 11/82 24/686-5 (E2NN531AA, 83933328)			
7810, 7910, 8210	Ø Pin Pasador 22mm - 7/8" 24/682-7 (E3NN839AA, 83952857) LH / Izda. 24/682-8 (E3NN838AA, 83952855) RH / Drcha.		(12/82 ⌀) 24/686-6 (E4NN531AA, 83952851)		⌀ 5/85 24/685-4 (C5NN544B, 81801593)	24/687-3 (C5NNC944A, 81802187)

Part numbers are quoted for reference purposes only.
Our parts and accessories are not original.

Las referencias originales tienen un propósito identificativo.
Nuestras piezas no son originales.



"THE RELIABLE SERVICE"



HYDRAULIC SEAL KITS

JUEGO DE RETENES DEL SISTEMA HIDRÁULICO

Hyd. pumps & lift cover and cyl. seal kits
Juego de retenes de la bomba, de la tapa y del cilindro del elevador



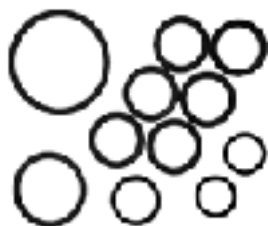
Tractors <i>Tractores</i>	Lift cover & cylinder <i>Tapa de cilindro y pistón</i>	Hyd. pump <i>Bomba hid.</i>
Major, Super Major, Dexta, Super Dexta	24/621-3 (E2153T9, 81825774)	
2000, 3000, 4000	24/621-11 (E2151T9, 81825772)	24/621-8
2000, 3000, 4000, 5000, 7000 Less piston seal / <i>Sin junta de cilindro</i>	24/621-4 (B5001)	
2310, 2600, 2610, 3600, 3610	24/621-12	24/621-10
2810, 2910, 3230, 3430, 3900, 3910, 3930, 4100, 4110, 4130, 4600, 4610, 4630, 4830, 5030		24/621-14
5000, 7000	24/621-24 (E2152T9, 81825773)	24/621-9
5110, 5600, 5610, 5610S, 5700, 6600, 6610, 6610S, 6700, 6710, 6810, 6810S, 7010, 7410, 7600, 7610, 7610S, 7700, 7710, 7810, 7810S, 7910, 8010, 8210 5640, 6640, 7740, 7840, 8240, 8340, TS80, TS90, TS100, TS110, TS115 Less / <i>Sin EDC, Less / Sin CCLS</i>	24/621-13	24/621-14

Seal kits breakaway female coupler
Juego de retenes para las salidas hidráulicas



Tractors <i>Tractores</i>	Seal kit breakaway female coupler <i>Juego de retenes para la salida hidráulica</i>
2000, 2310, 2600, 3000, 3600, 3900, 4000, 4100, 4600, 5000, 5600, 5700, 6600, 6700, 7000, 7600, 7700	24/621-30 Single active <i>Simple efecto</i>
2310, 2610, 2810, 2910, 3230, 3430, 3610, 3910, 3930, 4110, 4130, 4610, 4630, 4830, 5030, 5110, 5610, 5900, 6410, 6610, 6710, 6810, 7410, 7610, 7710, 7810, 7910, 8210, 8530, 8730, 8830, TW5, TW15, TW25, TW35	24/621-29 (E6NNT929AA, 83957382) Breakaway
2310, 2610, 2810, 2910, 3230, 3430, 3610, 3910, 3930, 4110, 4130, 4610, 4630, 4830, 5030, 5110, 5610, 5610S, 5640, 5900, 6410, 6610, 6610S, 6640, 6710, 6810, 6810S, 7010, 7410, 7610, 7610S, 7710, 7740, 7810S, 7840, 7910, 8010, 8160, 8210, 8240, 8260, 8340, 8360, 8530, 8560, 8630, 8670, 8730, 8770, 8830, 8870, 8970, TS80, TS90, TS100, TS110, TS115, TW5, TW15, TW25, TW35	24/621-31 Breakaway For coupler <i>Para enchufe hidráulico</i> 86508779
5600, 5700, 6600, 6700, 7600, 7700, 8700, 9700, TW5, TW10, TW15, TW20, TW25, TW30, TW35	24/621-32 (D2NNT924A + 87038S95, 81826159 + 83925156) Breakaway
5600, 5700, 6600, 6700, 7600, 7700, 8700, 9700, TW5, TW10, TW15, TW20, TW25, TW30, TW35	24/621-33 Standard <i>Estándar</i>

Seal kits for OEM remote control valves
Juego de retenes para el distribuidor original



Tractors <i>Tractores</i>	OEM	Ref. Ref.	Observation <i>Comentario</i>
2000, 3000, 4000, 5000 (⇨ 4/70)	CFPN485B 81813384	24/621-25	Valve A.S.C <i>Válvula A.S.C</i>
2000, 3000, 4000, 5000 (5/70 ⇨)	DEPN485A 83900081	24/621-26	Single acting <i>Simple efecto</i>
2600, 3600, 3900, 4100, 4600, 5600, 5700, 6600, 6700, 7600, 7700	DHPN485A 83912473	24/621-27	Double acting <i>Doble efecto</i>
2310, 2610, 2810, 2910, 3610, 3910, 4110, 4610	DHPN485A 83912473	24/621-27	Single or double acting & lift cover plate <i>Simple o Doble efecto y placa en tapa de elevador</i>
3230, 3430, 3930, 4130, 4630, 4830, 5030			Lift cover plate <i>Placa en tapa de elevador</i>

Part numbers are quoted for reference purposes only.
Our parts and accessories are not original.

Las referencias originales tienen un propósito identificativo.
Nuestras piezas no son originales.



bepco tractor parts


FORD (NEW HOLLAND)
(REPLACEMENT PARTS)

ADAPTABLE HYDRAULIC SPOOL VALVES
DISTRIBUIDORES HIDRÁULICOS ADAPTABLES

2000, 2600, 2910, 3000, 3600, 3900, 3910, 4000, 4100, 4110, 4600, 4610, 5000, 5600, 5700, 5900, 6600, 6700, 7000, 7600, 7700

Adaptor plate / Placa de adaptación

24/7600-19 - Adaptor plate for hydraulic lift cover to enable fitment of conventional spool valve
Placa adaptadora para montaje de un distribuidor convencional



Easy Single / Double acting changeover
Elemento intercambiable simple / doble efecto
300 bars - 45 L/min




24/7600-20 - Basic spool valve unit with isolator valve and 3 position control unit or automatic return.
Fits directly on the Ford hydraulic system
Distribuidor básico con válvula de aislamiento y unidad de control de 3 posiciones y retorno automático

24/7601-3 - First additional unit
Primer elemento suplementario

24/7602-2 - Second additional unit
Segundo elemento suplementario

HYDRAULIC COUPLINGS
ACOPLAMIENTOS HIDRÁULICOS



Ref. Ref.	Fig.	OEM	Description Descripción	Type Tipo	ØA	ØB
69/902-1	1		Female coupler <i>Enchufe hembra</i>	Dowty		3/8 BSP
69/901-1	2	E90WP9, 81801327	Male coupler <i>Enchufe macho</i>		1/2 BSP	
69/903-1	3	E97WP9, 81801331	Cap / Tapón		1" BSP	
69/902-4	4		Female coupler <i>Enchufe hembra</i>	Arelco Eljika		M.18x1.5
69/901-4	5		Male coupler <i>Enchufe macho</i>	Ford	M.20x1.5	
69/901-5	6	D3NNB964A, 81834280, 89801618			1/2 BSP	

Part numbers are quoted for reference purposes only.
Our parts and accessories are not original.

*Las referencias originales tienen un propósito identificativo.
Nuestras piezas no son originales.*



bepco tractor parts

FORD (NEW HOLLAND)
(REPLACEMENT PARTS)

TOP LINKS
BARRAS DEL TERCER PUNTO



Top links assy. are supplied less retainer
Las barras completas son suministradas sin tuerca de cierre

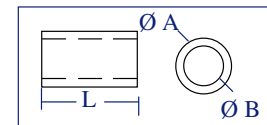
Fig.		1	2	3	4
Tractors Tractores	Size Dimensiones	Top link assy. Barra del tercer punto	Implement ball end Rótula lado implementos	Centre tube Tubo	Tractor ball end Rótula lado tractor
2810, 2910, 3230, 3430, 3900, 3910, 3930, 4000, 4100, 4110, 4130, 4600, 4610, 4630, 4830, 5000, 5030, 5110, 5600, 5610, 5700, 5900, 6410, 6600, 6610, 6700, 6710, 6810, 7000, 7410, 7600, 7610, 7700, 7710, 7810, 7910, 8210	Cat. 1 / Cat. 1 19mm/19mm 620-790mm	24/700-20 (D6NN576C, 83908686)	24/703-4 (D0NNA914A, 81824143, 82001388)	24/702-5 (D0NNA908A, 81824140, 82001379) 425mm 16 ^{3/4} "	24/701-8 (2-1) (D6NNA911A, 83908685)
	Cat. 2 / Cat. 1 25.4mm/19mm 620-790mm	24/700-11 (E0NN576EC, 83982522, 82001392)			24/701-5 (2-1) (D0NNA911A, E8NNA911AA, 81824142, 83972601)
	Cat. 2 / Cat. 2 25.4mm/25.4mm 620-790mm	24/700-12 (D0NN576A, 81824138, 82001394)	24/703-5 (D0NNA914B, 81824144, 82001389)		24/701-9 (2-2) (D9NNP972AA, 83918670)
	Cat. 2 / Cat. 2 25.4mm/25.4mm 620-790mm	24/700-22 (D9NN576CA, E8NN576BA, 83918669, 83972600)			24/701-5 (2-1) (D0NNA911A, E8NNA911AA, 81824142, 83972601)
	Cat. 2 / Cat. 2 25.4mm/25.4mm 680-850mm	24/700-21 (93NY576AA)			24/702-10 485mm 19"

TOP LINK BALL
BOLA DE BARRAS DEL TERCER PUNTO

24/709-3
(D9NN589AA, 83918675)
Cat. / Cat. 2




TOP LINK CONVERSION BUSHES
CASQUILLO REDUCTOR



Ref. Ref.	OEM	ØA	ØB	L
24/705-1	C7NNG993A 81819375	Cat. 2 25.4mm / 1"	Cat. 1 19mm / 3/4"	44.5mm 1 ^{3/4} "
24/705-3	C9NNG993A 81846688	Cat. 3 32mm / 1 ^{1/4} "	Cat. 2 25.4mm / 1"	51mm 2"

TOP LINK PINS
PASADOR TERCER PUNTO



Ref Ref.	OEM	ØA	L
24/704-6	C5NN560B, 83947537	Cat. 1 19mm-3/4"	70mm-2 ^{3/4} "
24/704-5	E381T9, 81717142		120mm-4 ^{3/4} "
24/704-4	E27N995272, 81718903	Cat. 2 25.4mm-1"	76mm-3"
24/704-7	C5NNF847A, 81816506		90mm-3 ^{1/2} "
24/704-8	C9NNB927A, 81822044		103mm-4"
24/704-16	D2NNB927A, 83958854		138mm-5 ^{7/16} "
24/704-17	C9NNB927B, 81826204	Cat. 3 32mm-1 ^{1/4} "	119mm-4 ^{11/16} "

TOP LINK RETAINER
TUERCA DE CIERRE



24/1127-23
(E0NNM865AB, 83926748)

2810, 2910, 3010S, 3910, 4010S, 4110, 4610, 5010S, 5110, 5610, 5610S, 6410, 6610, 6610S, 6710, 6810, 6810S, 7010, 7410, 7610, 7610S, 7710, 7810, 7910, 8010, 8210

Part numbers are quoted for reference purposes only.
Our parts and accessories are not original.


*Las referencias originales tienen un propósito identificativo.
Nuestras piezas no son originales.*



bepco tractor parts

FORD (NEW HOLLAND)
(REPLACEMENT PARTS)

LOWER LINKS
BRAZOS DE ALZAMIENTO



Tractors Tractores	Position Posición	Size Dimensione	Lower link arm Levante hidráulico	L
Dexta, Super Dexta	RH & LH Drcha. & Izda.	Cat. 1 / Cat.1 22mm / 22mm 7/8" / 7/8"	24/712-25 (957E555, 81717217)	815mm - 32"
2000, 2310, 2600, 2610, 3000, 3600, 3610	LH Izda.	Cat. 1 / Cat.2 22mm / 28.6mm 7/8" / 1 1/8"	24/712-20 (C5NN556AF, 81815828)	855mm - 34"
	RH Drcha.		24/712-21 (C5NN555AN, 81815827)	820mm - 32"
2810, 2910, 3230, 3430, 3900, 3910, 3930, 4000, 4100, 4110, 4130, 4600, 4610, 4630, 4830, 5030	RH & LH Drcha. & Izda.	Cat.2 / Cat.2 28.6mm / 28.6mm 1 1/8" / 1 1/8"	24/712-22 (C7NN555S, 81821330)	885mm - 34 1/2"
5000, 5110, 5600, 5610, 5700, 5900, 6410, 6600, 6610, 6700, 6710, 6810, 7000, 7410, 7600, 7610, 7700, 7710			24/712-23 (D2NN555E, 81844495) 34"	
TS80, TS90, TS100, TS110 Less auxiliary ram Sin cilindro auxiliar			24/712-24 (D2NN555D, 81826806) 37"	940mm - 37"

TOP LINK CONVERSION BUSHES BOLA INTERCAMBIABLE				
Ref Ref.	Fig.	OEM	ØA	B
24/720-3	1	E1ADDN995233 81718883	Cat. 1 22mm / 7/8"	35mm 1 3/8"
24/720-4		C5NN557A 81801634	Cat. 2 28.6mm 1 1/8"	44.5mm 1 3/4"
24/720-5		C5NN557B 81822686		35mm 1 3/8"
24/720-7	2		Cat. 1 & 2 22 & 28.6mm 7/8" & 1 1/8"	44.5mm 1 3/4"
24/721-3	3	C5NN557B, 81814226	Retainer clip Clip de cierre	

TOP LINK CONVERSION BUSHES CASQUILLO REDUCTOR			
Ref. Ref.	OEM	ØA - ØB	L
24/719-1	C7NNG992A 81819374	Cat. 2 / Cat. 1 28.6mm / 22mm 1 1/8" / 7/8"	44.5mm 1 3/4"
24/719-2	C9NNG992A 81846686	Cat. 3 / Cat. 2 36.5mm / 28.6mm 1 7/16" / 1 1/8"	



For further details and accessories, see the complete range in part 1 of the catalogue.
Para más información y otros accesorios ver la gama completa en el catálogo de enganche.

Part numbers are quoted for reference purposes only.
Our parts and accessories are not original.

Las referencias originales tienen un propósito identificativo.
Nuestras piezas no son originales.




"THE RELIABLE SERVICE"



LINKAGE ACCESORIES
ACCESORIOS DE ENGANCHE

LOWER LINK ARM PINS / PASADORES DE EL BRAZO INFERIOR DE ENGANCHE

Tractors Tractores	Fig.	Ref. Ref.
2000, 2310, 2600, 2610, 3000, 3600, 3610	1	24/710-7 (A) (NCA563C, 81801640) 24/710-8 (B) (C5NNN563A, 81801639)
4000, 5000, 5110, 5600, 5610, 5700, 5900, 6410, 6600, 6610, 6700, 6710, 6810, 7000, 7410, 7600, 7610, 7700, 7710, 7810, 7910, 8210 5640, 6640, 7740, 7840, 8240, 8340 Transmission 8x2 <i>Transmisión</i> Less / Sin EDC TS80, TS90, TS100, TS110, TS115 Transmission 8x2 <i>Transmisión</i>	2	24/710-9 (E4NNF537AA, 83949240)



- (A) Less diff. lock LH&RH, With diff. lock LH
Izda. y drcha. sin bloqueo de diferencial,
izda. con bloqueo de diferencial
- (B) With diff. lock RH
Drcha. con bloqueo de diferencial

DRAWBARS / BARRA DE TIRO RECTANGULAR

Tractors Tractores	Ref. Ref.
Dexta, Super Dexta, 2000, 2310, 2600, 2610, 3000, 3600, 3610	Cat. 1 24/722-3 (9N5182A, 251006F, 81826363, 81865788)
Major, Super Major, 2810, 2910, 3900, 3910, 4000, 4100, 4110, 4600, 4610, 5000, 5110, 5600, 5610, 5700, 5900, 6410, 6600, 6610, 6700, 6710, 6810, 7000, 7410, 7600, 7610, 7700, 7710, 8210	Cat. 2 24/722-4 (201834, 81811489)



TOP HOOKS WITH BALL & CABLE / ENGANCHES RÁPIDOS CON BOLA Y CABLE

Tractors Tractores	Ref. Ref.	Description Descripción
5640, 6640, 7740, 7840, 8240, 8340 Less EDC, With 45mm assist rams <i>Sin EDC, con cil. de ayuda de 45mm</i>	68/711-1LH (5164111, 5174406)	M30x3 LH / <i>Izda.</i>
8160, 8260, TM115, TM125, TS80, TS90, TS100, TS110, TS115		
8240, 8340 With EDC, With 50mm assist rams <i>Con EDC, con cil. de ayuda de 50mm</i>	68/711-3LH (5164112, 5174401)	M36x3 LH / <i>Izda.</i>
8160, 8260, 8360, 8560, TM115, TM125, TM135, TM150, TM165, TS110, TS115		



Part numbers are quoted for reference purposes only.
Our parts and accessories are not original.

Las referencias originales tienen un propósito identificativo.
Nuestras piezas no son originales.



bepco tractor parts

FORD (NEW HOLLAND)
(REPLACEMENT PARTS)

LEVELLING BOX ASSEMBLIES
HORQUILLAS Y CAJAS NIVELADORAS




Fig.	1	2	3	4
Tractors Tractores	Levelling yoke Horquilla izda.	Levelling box assy. Caja niveladora	Levelling shaft Eje nivelador	Levelling fork Horquilla
Dexta, „Super Dexta	24/759-10 (957E673, 81717237) 1-2	24/760-16 (957E569)	24/761-10 (957E579, 81717227)	24/762-7 (957E585, 81717228)
2000, 2600 Cat. 1	⇨ 11/78 24/759-11 (C5NN564B, 81801642) 1-1	24/760-17 (C5NN569AV, 81817170)	24/761-11 (C5NN579F, 81818013)	24/762-8 (C5NN585C, 81801668)
2000, 2310, 2600, 2610, 3000, 3600, 3610 Cat. 2	12/78 ⇨ 24/759-12 (C5NNB863A, 81802071) 1-2	24/760-18 (C5NN569AR, E0NN569AA, 81817168, 83925904)		24/762-9 (E0NN585BA, 83924897)
4000	24/759-13 (E4NNN673AA, 83954428) 1-2	24/760-19 (C5NN569AM, 81817166)	24/761-11 (E4NN579AA, 83954427)	24/762-10 (C5NN585B, 81801667)
2810, 2910, 3900, 3910, 4100, 4110 Cat. 1				24/762-33 (E0NN585DA, 83924976)
2810, 2910, 3900, 3910, 4100, 4110 Cat. 2 3230, 3430, 3930, 4130, 4600, 4610, 4630, 4830, 5030	24/759-29 (D3NNN673A, 81836740) 1-2	24/760-34 (E2NN569BA, 83935266)	24/761-34 (E2NN579AA, 83935267)	24/762-34 (E0NN585CA, 83924898)

Part numbers are quoted for reference purposes only.
Our parts and accessories are not original.

Las referencias originales tienen un propósito identificativo.
Nuestras piezas no son originales.



"THE RELIABLE SERVICE"



LEVELLING BOX ASSEMBLIES
HORQUILLAS Y CAJAS NIVELADORAS

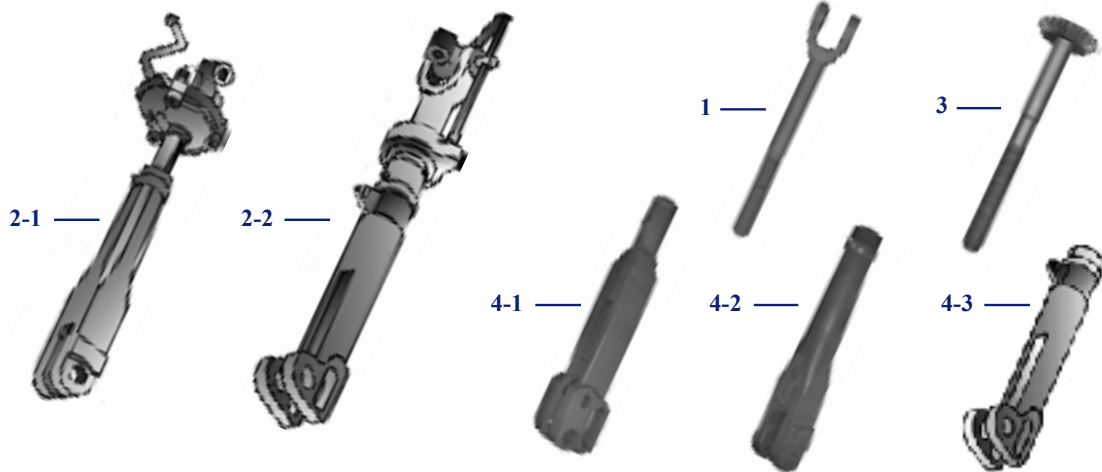
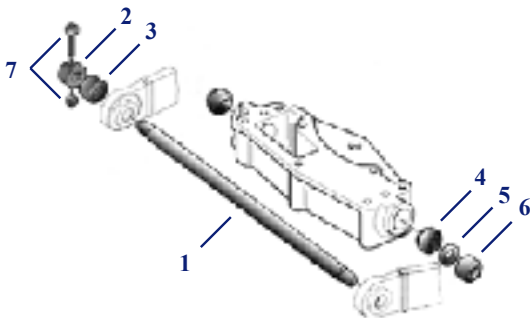


Fig.	1	2	3	4
Tractors Tractores	Levelling yoke Horquilla izda.	Levelling box assy. Caja niveladora	Levelling shaft Eje Caja nivelador	Levelling fork Horquilla
5000, 5600, 5700, 6600, 6700, 7000, 7600, 7700	24/759-30 (C5NNB863C, 81802073)	24/760-35 (D2NNN983A + D2NNA935A, 81826365 + 81831205) 2-1	24/761-35 (C5NNN579C, 81810535)	34" links 24/762-35 (C7NNA935C, 81821799) 4-1 36" links 24/762-36 (D2NNA935A, 81831205) 4-2
5110, 5610, 6410, 6610, 6710, 6810, 7410, 7610, 7710, 7910, 8210 (↔ 2/89)		24/760-36 (E0NN569KB + E0NNA935AA, 83960476 + 83924000) 2-2		24/762-37 (E0NNA935AA, 83924000) 4-3

LOWER LINK SENSING SHAFTS / EJE DEL CONTROL DE ALZAMIENTO



Ref. Ref.	Fig. Fig.	OEM	Description Descripción
24/6678-10	1	5154843	Shaft / Eje
24/6682-7	2	5109169	Bush / Casquillo
24/6679-8	3	5109174	
24/6679-10	4	5150443	Bearing / Cojinete
24/6681-5	5	5131746	Seal / Retén
24/6682-8	6	5131745	Bush / Casquillo
24/6686-3	7	15541124 15541131	Bolt & nut / Tornillo & tuerca

Part numbers are quoted for reference purposes only.
Our parts and accessories are not original.

Las referencias originales tienen un propósito identificativo.
Nuestras piezas no son originales.



bepco tractor parts

FORD (NEW HOLLAND)
(REPLACEMENT PARTS)

LEVELLING BOX ASSEMBLIES
HORQUILLAS Y CAJAS NIVELADORAS




Fig.	1	2	3	4
Tractors Tractores	Knuckle Charnela	Clevis pin / Pasador		Core plug Tapon
		Sup. / Sup.	Inf. / Inf.	
Dexta, Super Dexta 2000, 2310, 2600, 2610, 3000, 3600, 3610, 4000	24/757-7 (957E566, 81717225)	24/758-13 (E27N995282, 81718905)		24/763-2 (74127S, 83416001)
2810, 2910, 3900, 3910, 4100, 4110 Cat. 1				
2810, 2910, 3900, 3910, 4100, 4110 Cat. 2	24/757-5 (E9NNB480AA, 83981855) 20° offset Decentrado 20°			
3230, 3430, 3930, 4130, 4600, 4610, 4630, 4830, 5030			24/758-12 (C5NNN936A, E6NNN936AA, 81802181, 83976556)	
5000, 5110, 5600, 5610, 5700, 6410, 6600, 6610, 6700, 6710, 6810, 7000, 7410, 7600, 7610, 7700, 7710, 7810, 7910, 8000, 8200, 8210, 8600, 8700, 9000, 9200, 9600, 9700, TW10, TW20, TW30				

Part numbers are quoted for reference purposes only.
Our parts and accessories are not original.

Las referencias originales tienen un propósito identificativo.
Nuestras piezas no son originales.



"THE RELIABLE SERVICE"



LEVELLING BOX ASSEMBLIES
HORQUILLAS Y CAJAS NIVELADORAS




Fig.	5	6	7	8
Tractors Tractores	Bearing Rodamiento	Box Caja	Gear Piñón	Handle Manivela
Dexta, Super Dexta 2000, 2310, 2600, 2610, 3000, 3600, 3610, 4000	24/765-6 (957E554B, 81801622)	24/766-6 (C5NN565C, 81819057)	24/767-5 (C7NN568C, 81821843)	24/768-4 (C5NN594E, 81822432)
2810, 2910, 3900, 3910, 4100, 4110 Cat. 1 Shaft 3/4" UNC Eje				
2810, 2910, 3900, 3910, 4100, 4110 Cat. 2 Shaft 13/16" UNC Eje	24/765-5 (D3NN554A, E7NN554AA, 81836734, 83987521)	24/766-5 (D3NN565A, 81843954)		
3230, 3430, 3930, 4130, 4600, 4610, 4630, 4830, 5030				
5000, 5600, 5700, 6600, 6700, 7600, 7700,	24/479-8 (C5NN3A299A, 81802871)		24/767-4 (C7NN568B, 81821842)	
5610, 6610, 6710, 7610, 7710 (⇨ 12/82)				
8000, 8200, 8600, 8700, 9000, 9200, 9600, 9700, TW10, TW20, TW30				

RIGID & ADJUSTABLE STABILISER PAIRS
PAR DE ESTABILIZADORES RÍGIDOS Y AJUSTABLES

With telescopic arms
2 rods and RH & LH brackets



Con brazos telescópicos 2 enganches
y soportes para ambos lados

Tractors Tractores	Ref. Ref.
2000, 2310, 2600, 3000, 3610	24/740-29K
4000, 4100, 4110, 4600, 4610	24/740-30K
5000, 5110, 5600, 5610, 5700, 5900, 6410, 6600, 6610, 6700, 6710, 6810, 7000, 7410, 7600, 7610, 7700, 7710	24/740-31K

Part numbers are quoted for reference purposes only.
Our parts and accessories are not original.

Las referencias originales tienen un propósito identificativo.
Nuestras piezas no son originales.



bepco tractor parts

FORD (NEW HOLLAND)
(REPLACEMENT PARTS)

STABILISER ASSEMBLIES
ESTABILIZADORES

1-1



1-2



1-3



1-4



Fig.	1	2	3	4	5
Tractors Tractores	Stabiliser kit Estabilizador	Nut Tuerca	Washer Arandela	Chain Cadena	Turnbuckle Tensor
Major (52 ⇄ 11/60)		24/741-1 (2-1) (34379S36, 83974856)	24/742-1 (3-1) (34813S36, 81818028)		24/744-1 (5-1) (E1ADKN995192, 81718875)
Super Major (11/60 ⇄ 64)			24/742-3 (3-2) (C5NND853B, 81813900)		
3230, 3430, 3900, 3910, 3930, 4000, 4100, 4110, 4130, 4600, 4610, 4630, 4830, 5030	24/740-3 (1-1) (CFPND936A, 81813318) 24/740-7 (1-2) (B7407)	24/741-2 (2-2) (33846S36, 81822613, 80280963)	24/742-2 (3-3) (34809S36, 81821695)	24/743-3 (4-1) (D3NNA946A, 81845555)	24/744-2 (5-2) (E1NNR837AA, 83933118)
5000, 5110, 5600, 5610, 5700, 5900, 6410, 6600, 6610, 6700, 6710, 6810, 7000, 7410, 7600, 7610, 7700, 7710, 7810, 7910, 8210	24/740-4 (1-3) (CFPND936B, 81813319) 24/740-8 (1-4) (B7408)	24/741-1 (2-1) (34379S36, 83974856)	24/742-3 (3-2) (C5NND853B, 81813900)	24/743-4 (4-2) (E2NNA946AA, 83934248)	24/744-1 (5-1) (E1ADKN995192, 81718875) 24/744-2 (5-2) (E1NNR837AA, 83933118)
5640, 6640, 7740, 7840, 8240, 8340, TS80, TS90, TS100, TS110					

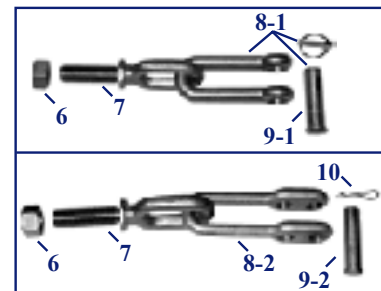
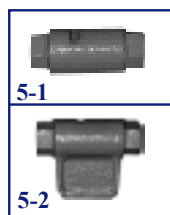
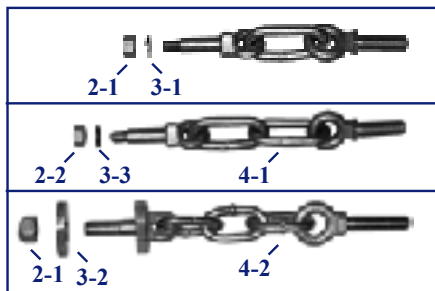


Fig.	6	7	8	9	10
Tractors Tractores	Lock nut Tuerca	Eyebolt Cancamo	Shackle Brida	Clevis pin Pasador	Clip Pasador
Major (52 ⇄ 11/60)	24/745-1 (34691S36, 81823752, 80084972)	24/746-1 (C5NNA867B, 81813824)	24/747-5 (8-1) (E1ADDN995299A, 81718913)	24/748-3 (9-1) (119953ES7/8) 19mm - 3/4"	
All above models <i>Todos los modelos entre</i> Major ⇄ 8210			24/747-1 (8-2) (DONNH846A, 81824446)	24/748-1 (9-2) (355278S36, 81824450)	24/749-1 (377361S36, 83917618)
5640, 6640, 7740, 7840, 8240, 8340, TS80, TS90, TS100, TS110					

Part numbers are quoted for reference purposes only.
Our parts and accessories are not original.

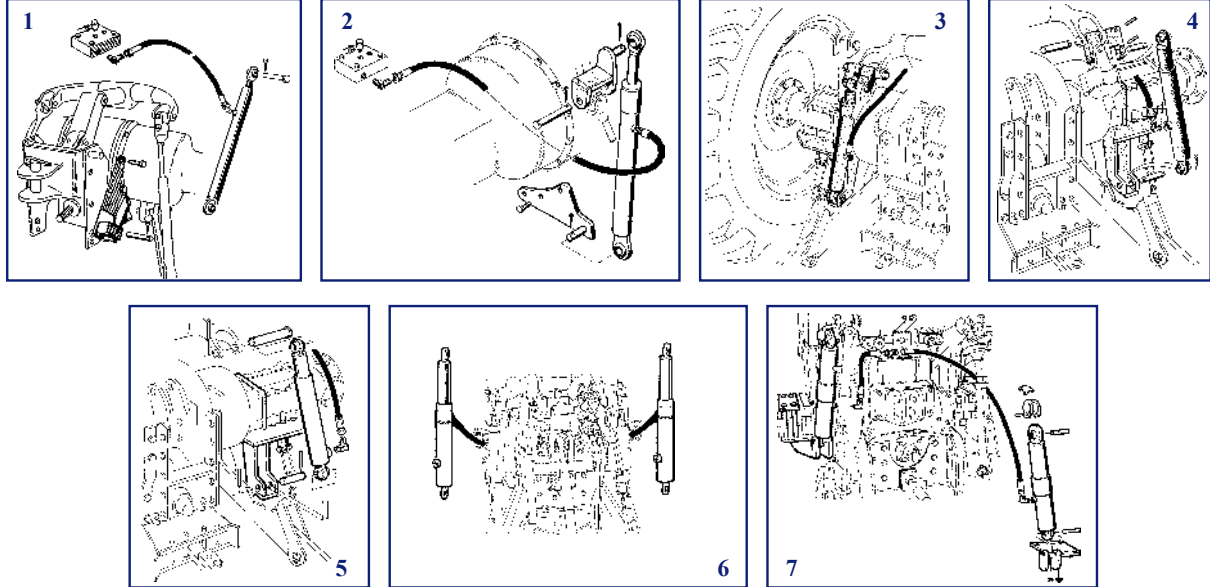
Las referencias originales tienen un propósito identificativo.
Nuestras piezas no son originales.



"THE RELIABLE SERVICE"



AUXILIARY HYDRAULIC LIFT KITS
JUEGOS DE CILINDROS HIDRÁULICOS DE AYUDA



Tractors Tractores	Fig.	Pos. Pos.	Ref. Ref.	Description Descripción	
4000	1	A	24/770-18	Complete kit / Juego completo Cyl. stem / Vástago del cilindro 35mm Additional power by cyl. 800 Kg (180 bars) Fuerza adicional por cilindro 800Kg a 180 bars	
		B	24/770-19		
		C	24/770-20		
2000, 2600, 2610, 3000, 3600, 3610, 3900, 3910	2	A	24/770-24		
		B	24/770-25		
4100, 4110, 4600, 4610	1	A	24/770-21		
		B	24/770-22		
		C	24/770-23		
5000, 5600, 5610, 6600, 6610, 7000, 7600, 7700 Less cab or with std cab Sin cabina o cabina estándar	3	A	24/770-26		Complete kit / Juego completo Cyl. stem / Vástago del cilindro 45mm Additional power by cyl. 1200 Kg (180 bars) Fuerza adicional por cilindro 1.200Kg a 180 bars
		B	24/770-27		
		C	24/770-28		
5610, 6610, 6640, 6700, 6710, 7410, 7610, 7700, 7710, 7810, 7910, 8100, 8210 Cab Super Deluxe cabina	4	B	24/770-29 (D)		
5640, 6640, 7740, 7840	5	B	24/770-33	Complete kit / Juego completo Cyl. stem / Vástago del cilindro 50mm	
7910, 8210	6	C	24/772-15	Spare cylinders / Cilindros de recambio Cyl. stem / Vástago del cilindro 55mm	
8700, 9700, TW10, TW15, TW20, TW25, TW30, TW35	7	A	24/770-30	Complete kit / Juego completo Cyl. stem / Vástago del cilindro 70mm Additional power by cyl. 3000 Kg (180 bars) Fuerza adicional por cilindro 3000Kg a 180 bars	
		B	24/770-31		
		C	24/770-32		

(A) LH fitting / Montaje lado izda.
(B) RH fitting / Montaje lado drcha.
(C) LH & RH fitting
Montaje lado izda. & drcha.

(D) For tractors fitted with a large levelling box housing ,
replace the existing right hand assembly with
the same configuration as the left hand side.
Para tractores con carcasas de caja niveladora grandes reemplazarlas
con la horquilla niveladora izda.

Part numbers are quoted for reference purposes only.
Our parts and accessories are not original.


Las referencias originales tienen un propósito identificativo.
Nuestras piezas no son originales.



bepco tractor parts

FORD (NEW HOLLAND)
(REPLACEMENT PARTS)

ALTERNATORS
ALTERNADORES



Tractors Tractores	OEM	Ref. Ref.	Fig.	Observation Comentario	Capacity Capacidad	Regulator Regulador	
Major, Super Major, Dexta, Super Dexta	E1ADN10001 81806433	62/910-1	1	Dinamo	12 V. 11 Amp.	62/919-1 (D) (E1ADDN10505, 81718301)	62/919-2 (E) (E27N10505F, 81718302)
2000, 3000, 4000, 5000, 7000, 8000	C7NN10000C 81816845 C7NN10000CLPR	62/910-4 (B) 62/910-5 (C)	2	Dinamo	12 V. 22 Amp.	62/919-7 (C7NN10505D, 81818814) (11 Amp.) 5 Am ground terminal 5 Mojón	62/919-8 (D0NN10505A, 83974894) (22 Amp.) 6 Am ground terminal 6 Mojón
2310, 2600, 2610, 2810, 2910, 3600, 3610, 3900, 3910, 4100, 4110, 4600, 4610, 5110, 5600, 5610, 5610S, 5700, 5900, 6600, 6610, 6610S, 6700, 6710, 6810S, 7010, 7600, 7610, 7610S, 7700, 7710, 7810, 7810S, 8010	E3NN10B376AD, 83961474, E7NN10B376AB, 81863039	62/920-87 62/920-4 (W)	3 4	VALEO Shaft / Eje Ø 15mm	14 V. 45 Amp.	62/919-22 (505E032)	
3230, 3430, 3930, 4130, 4630, 4830, 5030 (Less cab / Sin cabina)	E7NN10B376BB, 81868798	62/920-10 (W)	5	Belt / Correa 9,5mm Shaft / Eje Ø 17mm	14 V. 55 Amp.	62/919-17 (205/04034)	
3230, 3430, 3930, 4130, 4630, 4830, 5030 (With cab / Con cabina)	E7NN10B376BA, 83963368	62/920-105 (A)	5	Belt / Correa 13mm Shaft / Eje Ø 17mm	14 V. 65 Amp.		
5640, 6640, 7740, 7840, 8240, 8340	F0NN10B376AA, F2NN10B376CA, F2NN10B376BA, 83999794, 82001260, 82000689 F0NN10B376BA, F0NN10B376BB, F2NN10B376AA, 83999784, 81869133, 82001259, 82010242	62/920-32 (W) 62/920-109 (W)	6		14 V. 65 Amp. 14 V. 100 Amp.		
8160, 8260, 8360, 8560,	82008638	62/920-46 (W)	7		14 V. 65 Amp.	62/919-17 (205/04034)	
TS80, TS90, TS100, TS110, TS115 (With cab / Con cabina)	F2NN10B376AA, 82001259, 82010242	62/920-109 (W)	6		14 V. 100 Amp.		

(W) Electrical tachometer connection / *Conexión para cuentahoras*
(A) With battery temperature sender unit / *Con sensor de temperatura de batería*
(B) With tacho drive / *Con reenvío de cuentahoras*

(C) Less tacho drive / *Sin reenvío de cuentahoras*
(D) Round plugs / *Enchufe redondo*
(E) Flat plugs / *Enchufe plano*

Part numbers are quoted for reference purposes only.
Our parts and accessories are not original.

Las referencias originales tienen un propósito identificativo.
Nuestras piezas no son originales.



bepco tractor parts

FORD (NEW HOLLAND)
(REPLACEMENT PARTS)

SPARE PARTS FOR LUCAS DYNAMOS
PIEZAS DE RECAMBIO PARA DINAMOS LUCAS



Fig.	1	2	3	4	5
Dynamo <i>Dynamo</i>	Armature <i>Inducido</i>	Field coil <i>Inductora</i>	Brush set <i>Juego de escobillas</i>	Bush <i>Casquillo</i>	Bearing <i>Rodamiento</i>
<u>C39P</u> (11 Amp.) (22259, E27N10000D) 52 ⇄ 10/62 Less tachometer drive <i>Sin reenvío de cuantahoras</i>	62/911-1 (UWB100, 105E10005B, 81796265)	62/912-1 (UWB104, E2039T9, 81816949)	62/913-1 (USB103), E93A10043, 81712318)	62/914-1 (UTB110, E0TA10128B, 81712328)	
<u>C40A</u> (11 Amp.) (22791, 81806433, E1ADN10001,) 11/62 ⇄ 12/64	62/911-2 (UWB102, E1ADN10005, 81423749)	62/912-2 (UWB102, C5NF10175A, 81812543)	62/913-2 (USB104, 309807F, 81819321)		
<u>C40A</u> (11 Amp.) (22755, C7NN10000B) 1/65 ⇄ 3/68	62/911-3 (UWB106, C7NN10027A, 81818144)			62/913-3 (USB106, 309791F, 81818231)	62/915-2 (UTB102, C5NF10094B, 81813214) (Commutator end <i>Delantero</i>)
<u>C40T</u> (22 Amp.) (22756, 81816845, C7NN10000C) 4/68 ⇄ 12/74					

SPARE PARTS FOR LUCAS ALTERNATORS
PIEZAS DE RECAMBIO PARA ALTERNADORES LUCAS



Fig.	1	2	3	4	5
Alternator <i>Alternador</i>	Rotor <i>Rotor</i>	Stator <i>Estator</i>	Brush set <i>Juego de escobillas</i>	Slip ring <i>Aro</i>	Regulator <i>Regulador</i>
<u>15ACR</u> (28 Amp.) (23813, 83909615, D6NN10B376B) 1/75 ⇄ 10/84	62/921-1 (UDB101, D4NN10335B, 81845964)	62/922-1 (UHB110, D4NN10368B, 81845977)	62/923-1 (ULB110, D4NN10B341A, 81845965)	62/925-1 (UAB104, D4NN10328A, 81845958)	62/919-28 (UCB107, D4NN10316A, 81846029)
<u>18ACR</u> (43 Amp.) (23814, 83909614, D6NN10B376A) 1/75 ⇄ 10/84	62/921-2 (UDB100, D4NN10335A, 81845963)	62/922-4 (UHB107, D4NN10368A, 81845976)			

Part numbers are quoted for reference purposes only.
Our parts and accessories are not original.

Las referencias originales tienen un propósito identificativo.
Nuestras piezas no son originales.



bepco tractor parts

FORD (NEW HOLLAND)
(REPLACEMENT PARTS)

STARTERS
MOTORES DE ARRANQUE



Tractors Tractores	Ref. Ref.	Fig.	Drive ass. Piñón (Bendix)	Fitting Fijación	Prominent lg. Long. Sobresaliente	Capacity Capacidad
Major, Super Major	62/930-2 (A) (E1ADDN11000D, 81712422)	1	10Z	3L	240mm	12V 3,5 KW
2000, 2310, 2600, 2610, 3000, 3600, 3610	62/930-8 (E3NN11000AA, 83943890)	2	10Z	3R	238mm	12V 2,5 KW
	62/930-160 (Iskra)		10Z	3R	237mm	12 V 2,7 KW
2810, 2910, 3230, 3430, 3900, 3910, 3930, 4000, 4100, 4110, 4130, 4600, 4610, 4630, 4830, 5000, 5030, 5110, 5600, 5610, 5610S, 5640, 5700, 5900, 6410, 6600, 6610, 6610S, 6640, 6700, 6710, 6810, 6810S, 7000, 7010, 7410, 7600, 7610, 7610S, 7740, 7700, 7710, 7810, 7810S, 7840, 7910, 8000, 8010, 8160, 8200, 8210, 8240, 8260, 8340, 8360, 8530, 8560, 8600, 8630, 8700, 8730, 8830, 9000, 9200, 9600, 9700, TS80, TS90, TS100, TS110, TS115, TW5, TW10, TW15, TW20, TW25, TW30, TW35	62/930-9 (D8NN11000CE, 83981923, 82005342)	3	10Z	3R	254mm	12V 3,5 KW
	62/930-161 (Iskra)		10Z	3R	250mm	12V 3,1 KW

(A) To fit with a start knob / Para montar con un botón de arranque

Part numbers are quoted for reference purposes only.
Our parts and accessories are not original.

Las referencias originales tienen un propósito identificativo.
Nuestras piezas no son originales.



"THE RELIABLE SERVICE"



bepco tractor parts

FORD (NEW HOLLAND)
(REPLACEMENT PARTS)

SPARE PARTS FOR LUCAS STARTER MOTOR
PIEZAS DE RECAMBIO PARA MOTORES DE ARRANQUE LUCAS




Fig.	1	2	3	4	5	6
Starter Motor de arranque	Armature Inducido	Field coil Inductora	Brush set Juego de escobillas	Drive ass. Piñón (Bendix)	Solenoid Solenoide	Bearing set Juego de rodamientos
M45G (26172, E1ADDN11000D, 81712422)	62/931-3 (TIB113, E1ADDN11005C, 81712431)	62/932-2 (TEB134, E1ADDN11081B, 81712454)	62/933-2 (TAB125, D2NN11055A, 81829254)		62/940-36 (E1ADDN11450C, 81712505) 5-1 62/940-4 (SRB325) 5-2	
M45G (26364, E3NN11000AA, 83943890) 115mm / 4 1/2"	62/931-5 (TIB108, D2NN11005A, 81829247)	62/932-3 (TEB132, D2NN11082A, 81829256)		62/939-8 (TMB120, D2NN11350C, 81829263)	62/940-8 (TOB131, D7NN11390A, 83912207) 5-3	
M50 (26395, D8NN11000CA, 83918688) 130mm / 5"	62/931-7 (TJB103, D0NN11005A, 81823250)	62/932-5 (TEB130, D0NN11082A, 81823251) (↔ 4/71) 62/932-6 (TEB105, D1NN11082A, 81825458) (5/71 ↔)	62/933-4 (TAB119, C5NF11055B, 81812553)	62/939-11 (TMB115, D2NN11350A, 81826195)	62/940-9 (TOB110, D7NN11390B, 83912208) 5-4	62/934-1 (TCB118, E4NN11K175BA, 83949368)
M127 (27500, D8NN11000CB, 83949348)	62/931-9 (TJB114, E4NN11005AB, 83960415)	62/932-16 (TEB142, E4NN11082BA, 83949358)	62/933-3 (TAB118, E4NN11055AA, 83949369)	62/939-14 (TMB148, E4NN11350AA, 83949362)	62/940-12 (TPB111, E4NN11390AA, 83949363) 5-5	

Solenoid / Solenoide



62/940-35
(TPB157,
E4NN11390AC,
83960406,
Lucas 77207)

Part numbers are quoted for reference purposes only.
Our parts and accessories are not original.

Las referencias originales tienen un propósito identificativo.
Nuestras piezas no son originales.



bepco tractor parts

FORD (NEW HOLLAND)
(REPLACEMENT PARTS)

CAB DOOR LOCKS & HANDLES
POMOS Y CERRADURAS DE LA PUERTAS DE CABINA

Ref. Ref.	Description Descripción	Fig.	Tractors Tractores
70/4170-31 (81822794, C9NN94501N22A)	Handle Pomo		2000, 3000, 4000, 5000, 7000 2600, 3600, 4100, 4600, 5600, 6600, 7600 (↔ 3/76)
70/4170-10	Lockable Handle Pomo con cerradura		
70/4170-21 (83944249, 83952261, E3NN9422600AA11M, E4NN9440346BA)	Handle Pomo		Cab Sekura AP Cabina (2/84 ↔) 2310, 2610, 2810, 2910, 3610, 4110, 4610, 5110, 5610, 6410, 6610, 6710, 6810, 7410, 7610
70/4170-20 (83944243, 83958274, E3NN94264A26AA, E4NN94218N40AC)	Lock (RH) Cerradura drcha.		Cab Super Q Cabina 5110, 5610, 5900, 6610, 6710, 7610, 7710, 7910, 8210, TW5, TW15, TW25, TW35 (10/85 ↔)
70/4170-19 (83944244, 83958275, E3NN94264A27AA, E4NN94218N41AC)	Lock (LH) Cerradura izda.		
70/4170-50 (83956742, 83932023, E5NN94422R50AA)	Rear glass Handle Pomo de cristales trasero		Cab Sekura AP & LP Cabina 5110, 5610, 6410, 6610, 6710, 6810, 7410, 7610
70/4170-15 (83909273, D6NN9421812A)	Lock (RH) Cerradura drcha.		Cab Q Cabina 2600, 3600, 4100, 4600, 5600, 5700, 6600, 6700, 7600, 7700 (4/76 ↔)
70/4170-14 (83909274, D6NN9421813A)	Lock (LH) Cerradura izda.		
70/4170-24 (83944231, 83944232, E3NN9422400BA, E3NN9422401AA)	Handle Pomo Hole to hole 38mm Entre agujeros 38mm		5110, 5610, 5900, 6610, 6710, 7610, 7710, 7910, 8210, TW5, TW15, TW25, TW35 (↔ 9/85) 8700, 9700, TW10, TW20, TW30 (8/76 ↔)
70/4170-16 (81916385)	Lock (RH) Cerradura drcha.		Cab Lambourn Cabina 2600, 2610, 3600, 3610, 4100, 4110, 4600, 4610
70/4170-17 (81916386)	Lock (LH) Cerradura izda.		
70/4170-48 (81916643)	Striker plate Placa		
70/4170-18 (81916387)	Handle Pomo Hole to hole 45mm Entre agujeros 45mm		



For further details, see the complete range in part 1 of the catalogue.
Para más información ver la gama completa en la sección 1 del catálogo.

Part numbers are quoted for reference purposes only.
Our parts and accessories are not original.

Las referencias originales tienen un propósito identificativo.
Nuestras piezas no son originales.



"THE RELIABLE SERVICE"



WIPER BLADES
ESCOBILLAS DEL LIMPIAPARABRISAS



Tractors Tractores	Length Longitud	Fig.	Ref. Ref.
Cab Standard & Delux / Cabina Estándard & Deluxe 2000, 3000, 4000, 4100, 5000, 5100, 7000, 7100 (70 ⇄) 2600, 3600, 4100, 4600, 5600, 6600, 7600 (75 ⇄ 3/76)	350mm	1	70/1987-14 (81823412, DONN17528B)
Cab Duncan Cabina 2000, 2600, 3000, 3600, 4000, 4100, 4600, 5000, 5100, 5600, 6600, 7000, 7100, 7600	410mm		70/1987-9
Cab Q & Super Q Cabina 2600, 3600, 4100, 4600, 4600, 5600, 6600, 6700, 7600, 7700 (4/76 ⇄) 2610, 3610, 4110, 4610 (⇄ 12/85) 5110, 5610, 5900, 6410, 6610, 6710, 6810, 7410, 7610, 7710, 7810, 7910, 8210, 8530, 8630, 8700, 8730, 8830, 9700, TW5, TW10, TW15, TW20, TW25, TW30, TW35	510mm	2	70/1987-20 (83905157, 81872107, D5NN17528A, E8DB17528AA)
Cab LP & AP Cabina 2310, 2610, 2810, 2910, 3610, 3910, 4110, 4610, 5110, 5610, 6410, 6610, 7610, 6710, 6810, 7410, 7610, 7710 (82 ⇄)			70/1987-20 (83932941, E1NN17K442AA11M)
Cab series 30 series Cabina 3230, 3430, 3930, 4130, 4630, 4830, 5030			70/1987-20 (83961788, E7NN17528AA)
Cab SL & SLE Cabina 5640, 6640, 7740, 7840, 8240, 8340			70/1987-20 (82003345)
Cab series 60 series Cabina 8160, 8260, 8360, 8560, TL70, TL80, TL90, TL100, TM115, TM125, TM135, TM150, TM165, TN55D/S, TN65D/F/S, TN75D/F/S, TN90F, TS90, TS100, TS110, TS115			

WIPER ARM / BRAZO DEL LIMPIAPARABRISAS



70/1985-3
(D6NN17526A,
83910042)

Cab Q & Super Q Cabina

2600, 3600, 4100, 4600, 4600, 5600,
6600, 6700, 7600, 7700 (4/76 ⇄)

2610, 3610, 4110, 4610 (⇄ 12/85)

5110, 5610, 5900, 6410, 6610, 6710, 6810,
7410, 7610, 7710, 7810, 7910, 8210, 8530,
8630, 8700, 8730, 8830, 9700, TW5, TW10,
TW15, TW20, TW25, TW30, TW35

?
For further details, see the
complete range in part 1
of the catalogue.

*Para más información,
ver la gama completa en
el catálogo eléctrico.*

Part numbers are quoted for reference purposes only.
Our parts and accessories are not original.

Las referencias originales tienen un propósito identificativo.
Nuestras piezas no son originales.



bepco tractor parts

FORD (NEW HOLLAND)
(REPLACEMENT PARTS)

REAR VIEW MIRRORS
RETROVISORES

Tractors Tractores	Fitting Fijación	Ref. Ref.
2310, 2610, 2810, 2910, 3610, 3910, 4110, 4610, 5110, 5610, 6410, 6610, 6710, 6810, 7410, 7610, 7710	Clamp 13-16mm <i>Brida 13-16mm</i> Flat / <i>Plano</i>	70/4172-71 (E2NN17682BA11M, 83932159)
2310, 2600, 2610, 2810, 2910, 3430, 3600, 3610, 3910, 3930, 4100, 4110, 4130, 4600, 4610, 4630, 4830, 5030, 5110, 5600, 5610, 5700, 6410, 6600, 6610, 6700, 6710, 6810, 7600, 7610, 7700, 7710, 7810, 7910, 8210, 8530, 8630, 8730, 8830, TW5, TW10, TW15, TW20, TW25, TW30, TW35	Clamp 19-20mm or screws <i>Brida 19-20mm o tornillo</i> Convex / <i>Convexo</i>	70/4172-72 (D5NN170702B, E6NN17682AA, 83910305, 83957184)
2600, 3600, 4100, 4600, 5600, 5610, 5700, 6600, 6610, 6700, 7600, 7610, 7700, 7710, 8700, 9700, TW10, TW20, TW30	Clamp 13-16mm <i>Brida 13-16mm</i> Convex / <i>Convexo</i>	70/4172-19 (D7NN17C702A, 83910943)



Tractors Tractores	OEM	Fig.	Ref. Ref.
TL70, TL80, TL90, TL100	5183830	1	70/4172-57 RH / <i>Drcha.</i>
	5183829		70/4172-58 LH / <i>Izda.</i>
8670, 8770, 8870, 8970, TL70, TL80, TL90, TL100	5183977	2	70/4172-59 RH / <i>Drcha.</i>
	5183976		70/4172-60 LH / <i>Izda.</i>

Part numbers are quoted for reference purposes only.
Our parts and accessories are not original.

*Las referencias originales tienen un propósito identificativo.
Nuestras piezas no son originales.*



"THE RELIABLE SERVICE"



bepco tractor parts

FORD (NEW HOLLAND)
(REPLACEMENT PARTS)

MIRRORS
RETROVISORES

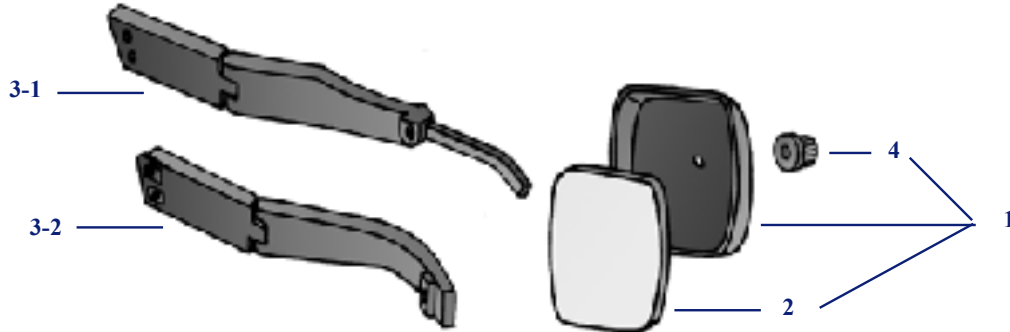


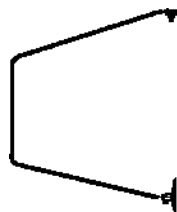
Fig.	1	2	3		4
Tractors Tractores	Mirror head Espejo y soporte	Mirror glass Espejo y soporte	LH arm Brazo izdo.	RH arm Brazo drcho.	Adjuster knob Pomo ajuste
8160, 8260, 8360, 8560 TS90, TS100, TS110, TS115 (D3796 ⇄) TM115, TM125, TM135, TM150, TM165	24/4172-73 (82014840)	24/4173-73 (82015244)	24/4174-73 (82014839)	24/4175-73 (82014838)	24/4176-73 (82016257)
			3-1		
8160, 8260, 8360, 8560 8670, 8770, 8870, 8970 (2/99 ⇄) TS90, TS100, TS110, TS115 (D3796 ⇄) TM115, TM125, TM135, TM150, TM165 Telescopic arm / Brazo telescópico	24/4172-74 (82014587)	24/4173-74 (82015243)	24/4174-74 (82014589)	24/4175-74 (82014588)	24/4176-73 (82016257)
			3-2		

MIRROR ARMS / BRAZOS DE RETROVISOR

Cab Q Cabina

5110, 5610, 6410, 6610, 6710, 6810, 7410, 7610, 7710, 7810, 7910, 8210, 8530, 8630, 8730, 8830, TW5, TW15, TW25, TW35

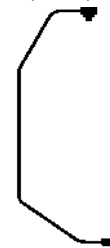
24/4174-1
(E6NN17K714AA,
83957186)



Cab Sekura Cabina

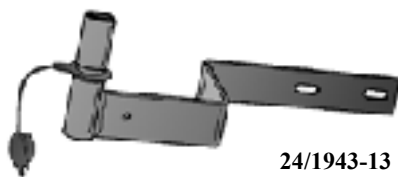
2310, 2610, 2810, 2910, 3430, 3610, 3910, 3930, 4110, 4130, 4610, 4630, 4830, 5030, 5110, 5610, 6410, 6610, 6710, 6810, 7410, 7610, 7710

24/4174-2
(E6NN17K714BA,
83957185)



BEACON ARM / SOPORTE DE FARO ROTATIVO

5640, 6640, 7740, 7840, 8240, 8340



24/1943-13

Part numbers are quoted for reference purposes only.
Our parts and accessories are not original.

Las referencias originales tienen un propósito identificativo.
Nuestras piezas no son originales.



bepco tractor parts

FORD (NEW HOLLAND)
(REPLACEMENT PARTS)

**GRILLES
CALANDRAS**

2600, 3600, 3900, 4100, 4600, 5600, 6600, 7600



24/841-11
(83905164,
D5NN8200C)




24/841-12
(83905165,
D5NN8200A)

2000, 3000, 4000, 4100, 5000, 7000



24/840-9
(81823928
C9NN8A163AG)



24/841-13
(81824197,
D1NN8151A)

**PAINT
PINTURA**

*THE BEST PAINT
ON THE MARKET*



64/LA.2042/L
64/LA.2042/SP
64/LA.6039/L
64/LA.6039/SP

Blue / *Azul*
Blue / *Azul*
Grey / *Gris*
Grey / *Gris*

(1 litre)
(Spray)
(1 litre)
(Spray)

*LA MEJOR PINTURA
DEL MERCADO*



TRACTOL PAINT

QUALITY PAINT AT AN ATTRACTIVE PRICE
PINTURA DE CALIDAD A UN PRECIO ATRACTIVO



64/3102-2 Blue / *Azul*
(1 litre)
64/3102-18 Grey / *Gris*
(1 litre)

Part numbers are quoted for reference purposes only.
Our parts and accessories are not original.

*Las referencias originales tienen un propósito identificativo.
Nuestras piezas no son originales.*



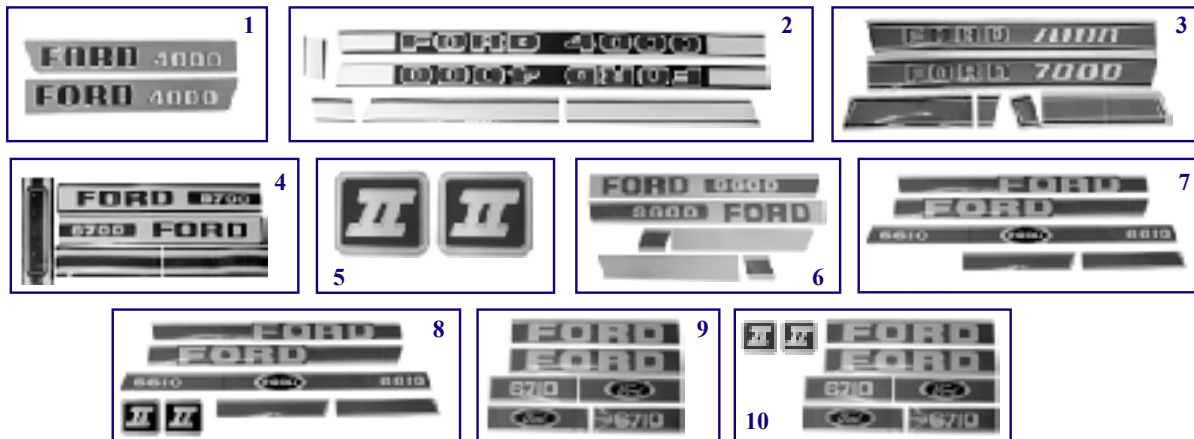
"THE RELIABLE SERVICE"



bepco tractor parts

FORD (NEW HOLLAND)
(REPLACEMENT PARTS)

DECAL SETS
JUEGOS DE PEGATINAS



Tractors Tractores	Fig.	Ref. Ref.	Tractors Tractores	Fig.	Ref. Ref.	Tractors Tractores	Fig.	Ref. Ref.
2000 (↔ 68)	1	24/860-31	4100	6	24/860-42	6610 (86 ↔) (C)	8	24/860-99
2000 (68 ↔)	2	24/860-35	4110 (↔ 86)	7	24/860-56	6700	4	24/860-49
2600	6	24/860-40	4110 (86 ↔) (C)	8	24/860-96	6710 (↔ 86)	9	24/860-64
2610 (↔ 86)	7	24/860-52	4600	6	24/860-43	6710 (86 ↔) (C)	10	24/860-100
2610 (86 ↔) (C)	8	24/860-92	4610 (↔ 86)	7	24/860-57	7000	3	24/860-39
2910 (86 ↔) (C)		24/860-93	4610 (86 ↔) (C)	8	24/860-97	7600	6	24/860-47
3000 (↔ 68)	1	24/860-32	5000 (↔ 68)	1	24/860-34	7610 (A)	7	24/860-62
3000 (68 ↔)	2	24/860-36	5000 (68 ↔)	2	24/860-38	7610 (B)		24/860-63
3600	6	24/860-41	5600	6	24/860-44	7610 (C)	10	24/860-104
3610 (↔ 86)	7	24/860-54	5610 (A)	7	24/860-58	7700	4	24/860-50
3610 (86 ↔) (C)	8	24/860-94	5610 (B)		24/860-59	7710 (↔ 86)	9	24/860-65
3910 (↔ 86)	7	24/860-51	5610 (86 ↔) (C)	8	24/860-98	7710 (86 ↔) (C)	10	24/860-101
3910 (86 ↔) (C)	8	24/860-95	6600	6	24/860-45	7910 (86 ↔) (C)	9	24/860-102
4000 (↔ 68)	1	24/860-33	6610 (A) (↔ 86)	7	24/860-60	8210 (86 ↔) (C)	10	24/860-103
4000 (68 ↔)	2	24/860-37	6610 (B) (↔ 86)		24/860-61	Force II	5	24/864-2

(A) Less cab / Sin cabina
(B) With cab / Con cabina
(C) Force II - Red and Black / Rojo y negro

Part numbers are quoted for reference purposes only.
Our parts and accessories are not original.

Las referencias originales tienen un propósito identificativo.
Nuestras piezas no son originales.

(Ed.1) 04/02



"THE RELIABLE SERVICE"

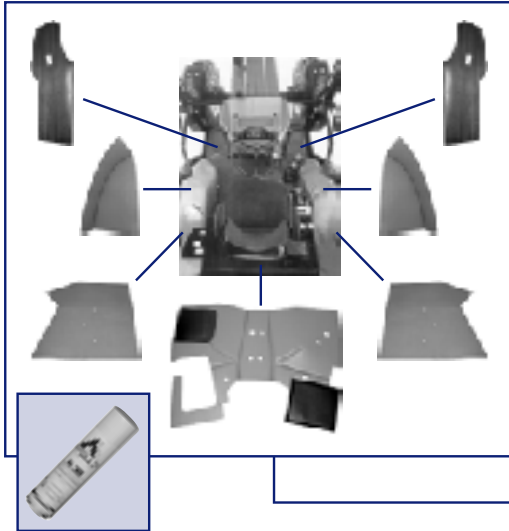


FORD - 139

bepco tractor parts

FORD (NEW HOLLAND)
(REPLACEMENT PARTS)

INTERIOR TRIMS
REVESTIMIENTO INTERIOR



Tractors Tractores	3 cyl.	4 cyl.	4 & 6 cyl.	
Cab Cabina	Worldwide Q		Flat deck Plataforma interior	Super Q
Ref. Ref.	24/4150-7	24/4150-8	24/4150-9	24/4150-11
Floor mat (RH) Suelo impermeable (Drcha.)	✓	✓		
Floor mat (LH) Suelo impermeable (Izda.)	✓	✓		
Floor mat (LH & RH) Suelo impermeable (1 pieza)			✓	
Underseat trim pad Bajos de asiento	✓	✓	✓	
Fender pad (RH) Guardabarros (Drcha.)	✓	✓	✓	✓
Fender pad (LH) Guardabarros (Izda.)	✓	✓	✓	✓
Side trim pad (RH) Lateral (Drcha.)	✓	✓	✓	✓
Side trim pad (LH) Lateral (Izda.)	✓	✓	✓	✓
Transmission cover Tapa de Transmisión	✓	✓		
Spray Adhesivo	✓	✓	✓	✓

Toolbox cover for Worldwide cab
Cobertura de la caja de herramientas para cabinas Worldwide

24/4156-1



Underseat pad for Worldwide cab
Revestimiento bajo asiento para cabinas Worldwide

24/4154-8



With internal levelling box
Con mando interior de la caja niveladora

Roof lining for Worldwide cab
Revestimiento de techo para cabinas Worldwide

24/4155-1
(83917996,
D8NN9451968AB)



TOOL BOXES / CAJAS DE HERRAMIENTAS

24/1563-1
280x100x100mm
Adaptable model
Modelo adaptable



24/1563-2
420x115x112mm
Original model
Modelo original

Part numbers are quoted for reference purposes only.
Our parts and accessories are not original.

*Las referencias originales tienen un propósito identificativo.
Nuestras piezas no son originales.*



"THE RELIABLE SERVICE"



SEATS AND SEAT COVERS
ASIENTOS Y REVESTIMIENTO DE ASIENTOS

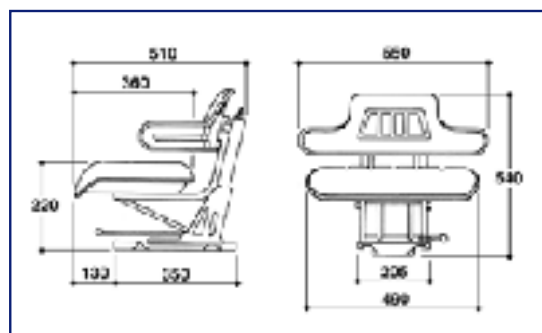
SEAT / ASIENTO

61/830-801
(Repl. 61/830-9)



- Adjustable suspension
- Slide rails adjustment
- Contour back rest
- Supplied in blue
- Flat mounting plate

- *Suspensión ajustable*
- *Base con guías de ajuste*
- *Protección lateral para la espalda*
- *Revestimiento sintético azul*
- *Base plana*



SEAT COVERS / REVESTIMIENTOS DE ASIENTOS

Tractors Tractores	Fig.	Ref. Ref.	Description Descripción
Major, Dexta	1	61/831-14	Back rest / Respaldo
		61/831-15	Seat / Asiento
Bucket seat Asiento espejo	2	61/831-16	High back rest Respaldo alto
		61/831-17	Low back rest Respaldo corto
Grammer seat Asiento Grammer	3	61/831-18	Set / Juego
		61/831-19	Seat / Asiento
		61/831-20	Back rest / Respaldo
4100, 4600		61/831-21	Set / Juego
5700, 6700, 7700, 8100, TW5, TW10, TW15, TW20, TW25, TW30, TW35	4	61/831-22	Set / Juego



For further details, see the complete range in part 1 of the catalogue.
Para más información, ver la gama completa en el catálogo 1.

Part numbers are quoted for reference purposes only.
Our parts and accessories are not original.

*Las referencias originales tienen un propósito identificativo.
Nuestras piezas no son originales.*



"THE RELIABLE SERVICE"



bepco tractor parts

FORD (NEW HOLLAND)
(REPLACEMENT PARTS)

GAS STRUTS
AMORTIGUADORES



Tractors <i>Tractores</i>	Windscreen <i>Parabrisas</i>	Door <i>Puerta</i>	Roof <i>Techo</i>	Rear window <i>Ventana trasera</i>	Side window <i>Ventana lateral</i>
2310, 2610, 2810, 2910, 3610, 3910, 4110, 4610, 5110, 5610, 6410, 6610, 6710, 6810, 7410, 7610 Cab LP <i>Cabina</i> (1/82 ⇄ 1/84) Cab AP <i>Cab</i> (2/84 ⇄)	24/874-1 (E3NN94032N09AA11M, 83944280)	24/872-6 (E3NN94201N18AA, 83944272)		24/871-5 (E2NN94502R28AA, 83932028)	24/870-7 (E2NN9444000AA, 83932024)
3430, 3930, 4130, 4630, 4830, 5030		24/872-7 (E9NN9423552AB, 81878231)			
2600, 3600, 4100, 4600, 5600, 5700, 6600, 6700, 7600, 7700, 8700, 9700, TW10, TW20, TW30 2610, 3610, 3910, 4110, 4610 (⇄ 12/85) 5110, 5610, 5900, 6610, 6710, 7610, 7710, 7910, 8210, TW5, TW15, TW25, TW35 (⇄ 9/85) Cab Q <i>Cabina</i>				24/870-5 (A) (D7NN94303N04A, 83917049)	24/873-1 (B) (D7NN94303N04D, 83917053) 24/873-2 (C) (D7NN94303N05C, 83917055)
5110, 5610, 5900, 6610, 6710, 7610, 7710, 7910, 8210, TW5, TW15, TW25, TW35 (10/85 ⇄) 6410, 6810, 7410, 7810, 8530, 8630, 8730, 8830 Gen. I Cab Super Q <i>Cabina</i>		24/872-5 (E4NN94201N18AA, 83952266)	24/871-4 (E4NN94502R28AA, 83949895)	24/870-6 (E4NN9444000AA, 83952213)	
4635, 4835, 5635, 6635, 7635, TL70, TL80, TL90, TL100					
5640, 6640, 7740, 7840, 8160, 8240, 8260, 8340, 8360, 8560, TM115, TM125, TM135, TM150, TM165, TS90, TS100, TS110, TS115		24/872-42 (E9NN94201N18AB, 81867743)	24/871-4 (E4NN94502R28AA, 83949895)	24/870-57 (F0NN9444000BA, 81865239, 82019393)	

(A) With support / *Con soportes*

(B) Spring struts fits left-hand front and right-hand rear, side windows
Armotiguador montado sobre ventanas laterales frontal izda. y trasera drcha.

(C) Spring struts fits right-hand front and left-hand rear, side windows
Armotiguador montado sobre ventanas laterales frontal drcha. y trasera izda.

Part numbers are quoted for reference purposes only.
Our parts and accessories are not original.

*Las referencias originales tienen un propósito identificativo.
Nuestras piezas no son originales.*



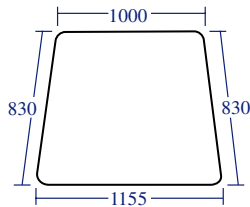
bepco tractor parts

FORD (NEW HOLLAND)
(REPLACEMENT PARTS)

CAB GLASS
CRISTALES DE CABINA

Cab Worldwide 'Q' Cabina

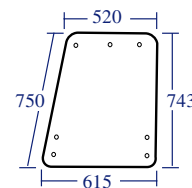
Windscreen / Parabrisas



24/4001-3T
(D6726, 83951871,
E5NN9403102AA)
(Tinted / Tintados)

- 3 Cyl. / Cil. : 2600, 2610, 3600, 3610, 3910, 4100, 4110, 4600,
4610, 233, 234, 333, 334
- 4 Cyl. / Cil. : 5110, 5600, 5610, 5700, 6410, 6600, 6610, 6700,
6710, 6810, 7410, 7600, 7610, 7700, 7710, 531
- 6 Cyl. / Cil. : 7810, 7910, 8210, 8530, 8630, 8730, TW5,
TW10, TW15, TW20, TW25, TW30, TW35

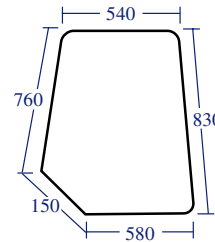
Side (LH & RH) / Lateral (Izda. & Drcha.)



24/4047-10
(D6739, 83904554,
D5NN9425722A)
(Clear / Claro)

24/4047-10T
(D6740, 83904555,
D5NN9425722B)
(Tinted / Tintados)

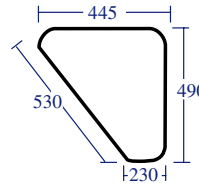
Door upper (LH & RH) / Puerta sup. (Izda. & Drcha.)



24/4022-18
(D6734, 83914256,
D8NN9421410AA)
(Clear / Claro)

24/4022-19
(D6735, 83934057,
E0NN9421410BA)
(Tinted / Tintados)

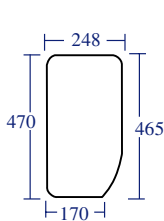
Door lower (LH & RH) / Puerta inf. (Izda. & Drcha.)



24/4021-18
(D6737, 83914254,
D8NN94223A88AA)
(Clear / Claro)

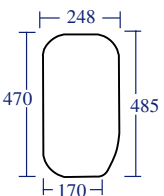
24/4021-18T
(D6738, 83914253,
D8NN94223A88BA)
(Tinted / Tintados)

Front (LH & RH) / Frontal (Izda. & Drcha.)

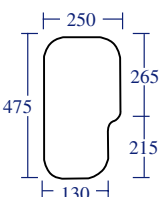


Clear / Claro

24/4010-5
(D6727, 83904536,
D5NN9400246A)
(1976 ⇄ 81)



24/4010-6
(D6752, 83925758,
E0NN9400246AA)
(1981 ⇄ 82)



24/4010-7
(D6731, 83925760,
E0NN9400247AA)

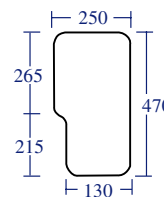
Tinted / Tintados

24/4017-1T
(D6728, 83904538,
D5NN9400246C)
(1976 ⇄ 81)

24/4017-2T
(D6753, 83925759,
E0NN9400246BA)
(1981 ⇄ 82)

24/4017-3
(D6732, 83925761,
E0NN9400247BA)

Front (LH) / Frontal (Izda.)



24/4011-5
(D6729, 83904537,
D5NN9400246B)
(Clear / Claro)

24/4018-1
(D6730, 83904539,
D5NN9400246D)
(Tinted / Tintados)

Part numbers are quoted for reference purposes only.
Our parts and accessories are not original.

Las referencias originales tienen un propósito identificativo.
Nuestras piezas no son originales.



bepco tractor parts

FORD (NEW HOLLAND)
(REPLACEMENT PARTS)

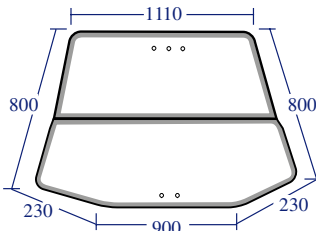
CAB GLASS
CRISTALES DE CABINA

Cab Worldwide 'Q' Cabina

4 Cyl. / Cil. : 5110, 5600, 5610, 5700, 6410, 6600, 6610,
6700, 6710, 6810, 7410, 7600, 7610, 7700,
7710, 531

6 Cyl. / Cil. : 7810, 7910, 8210, 8530, 8630, 8730, TW5,
TW10, TW15, TW20, TW25, TW30, TW35

Rear (Complete) / Trasero (Completo)



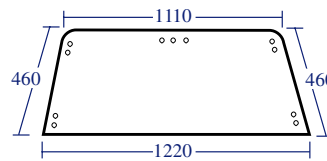
24/4071-5

(D6760, 83910336,
D6NN94422A12H)
(Clear / Claro)

24/4071-5T

(D6762, 83910338,
D6NN94422A12J)
(Tinted / Tintados)

Rear (Upper) / Trasero (Sup.)



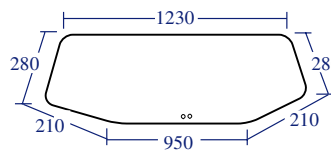
24/4072-16

(D6745, 83909857,
D6NN94420N10B)
(Clear / Claro)

24/4072-16T

(D6746, 83909856,
D6NN94420N10A)
(Tinted / Tintados)

Rear (Lower) / Trasero (Inf.)

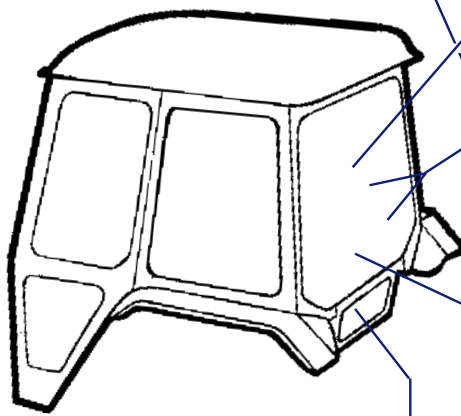


24/4073-11

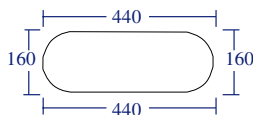
(D6747, 83909859,
D6NN94420N11B)
(Clear / Claro)

24/4073-11T

(D6748, 83909858,
D6NN94420N11A)
(Tinted / Tintados)



Rear (Bottom) / Trasero (Bajo)



24/4076-1

(D6749, 83909609,
D6NN94420N26A)
(Clear / Claro)

24/4076-1T

(D6750, 83911750,
D7NN94420N26A)
(Tinted / Tintados)

Part numbers are quoted for reference purposes only.
Our parts and accessories are not original.

Las referencias originales tienen un propósito identificativo.
Nuestras piezas no son originales.



"THE RELIABLE SERVICE"

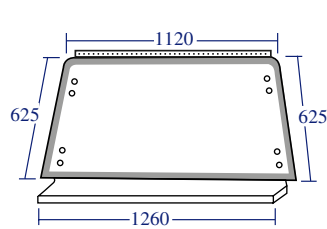


CAB GLASS
CRISTALES DE CABINA

Cab Worldwide 'Q' Cabina

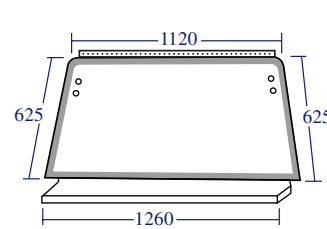
3 Cyl. / Cil. : 2600, 2610, 3600, 3610, 3910, 4100, 4110, 4600, 4610, 233, 234, 333, 334

Rear (Complete) / Trasero (Completo)



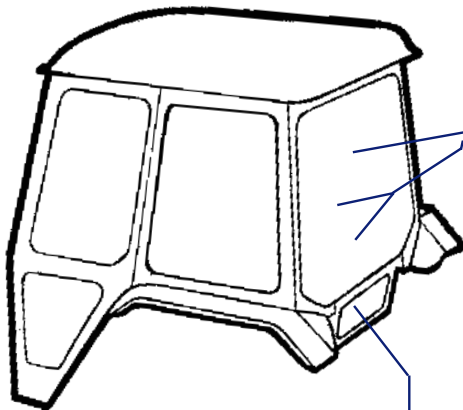
24/4071-6
(D6741/C, 83917938,
D8NN94422A12BA)
(Clear / Claro)

24/4071-6T
(D6743/C, 83917939,
D8NN94422A12CA)
(Tinted / Tintados)



24/4071-7
(D6742/C, 83917942,
251197)
(Clear / Claro)

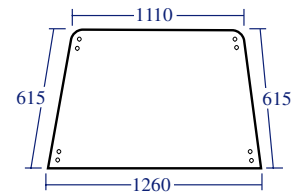
24/4071-7T
(D6744/C, 83917943,
251198F)
(Tinted / Tintados)



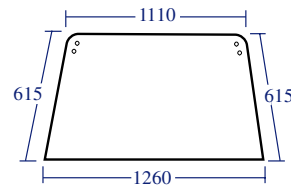
Rear (Upper) / Trasero (Sup.)

24/4072-17
(D6741, 83909853,
D6NN9442006H)
(Clear / Claro)

24/4072-17T
(D6743, 83909854,
D6NN9442006G)
(Tinted / Tintados)



⇄ 03/79
8 holes / 8 agujeros

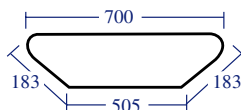


03/79 ⇄
4 holes / 4 agujeros

24/4072-18
(D6742, 83917955,
D8NN9442006FB)
(Clear / Claro)

24/4072-18T
(D6744, 83917956,
D8NN9442006EB)
(Tinted / Tintados)

Rear (Bottom) / Trasero (Bajo)



24/4076-2
(D6754, 83904584,
D5NN9442014A)
(Clear / Claro)

24/4076-2T
(D6751, 83904585,
D5NN9442014B)
(Tinted / Tintados)

Part numbers are quoted for reference purposes only.
Our parts and accessories are not original.

Las referencias originales tienen un propósito identificativo.
Nuestras piezas no son originales.



bepco tractor parts

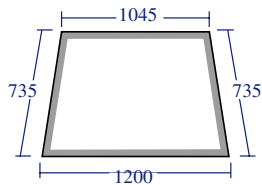
FORD (NEW HOLLAND)
(REPLACEMENT PARTS)

CAB GLASS
CRISTALES DE CABINA

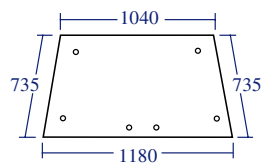
CabSekura LP & AP Cabina
Clear / Los cristales no son tintados

3610, 3910, 4110, 4610, 5610, 6610, 7610

Windscreen / Parabrisas



24/4002-1
(D6765, 83931983,
E2NN9403010AA)
(↔ 1/84)

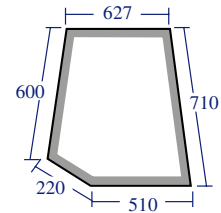


24/4000-34
(D6778, 83956746,
E3NN9403102BB)
(2/84 ↔)

Door upper / Puerta sup.

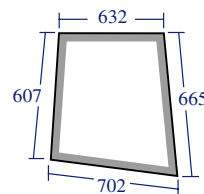
(↔ 1/84)

24/4030-1
(D6767, 83932008,
E2NN94214A37BA)
LH / Izda.



24/4031-1
(D6768, 83932000,
E2NN94214A36BA)
RH / Drcha.

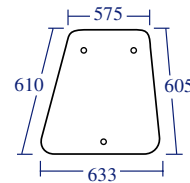
(2/84 ↔)



24/4030-2
(D6779, 83944252,
E3NN94214A37AA)
LH / Izda.

24/4031-2
(D6780, 83944242,
E3NN94214A36BA)
RH / Drcha.

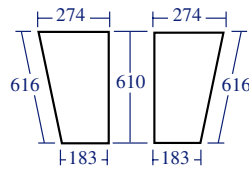
Side (LH & RH) / Lateral (Izda. & Drcha.)



24/4047-9
(D6771, 83932025,
E2NN9400133AA)

Front (RH) / Frontal (Drcha.)

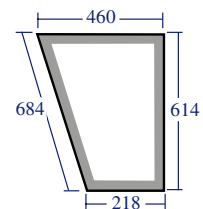
24/4012-22
(D6766, 83932011,
E2NN9400247AA)
LH & RH
Izda. & Drcha.



Door lower / Puerta Inf.

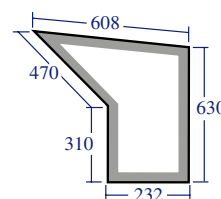
(↔ 1/84)

24/4032-1
(D6769, 83932009,
E2NN94214A37AA)
LH / Izda.



24/4033-1
(D6770, 83932001,
E2NN94214A36AA)
RH / Drcha.

(2/84 ↔)



24/4032-2
(D6781, 83944253,
E3NN94214A37BA)
LH / Izda.

24/4033-2
(D6782, 83944241,
E3NN94214A36AA)
RH / Drcha.

Part numbers are quoted for reference purposes only.
Our parts and accessories are not original.

Las referencias originales tienen un propósito identificativo.
Nuestras piezas no son originales.



"THE RELIABLE SERVICE"

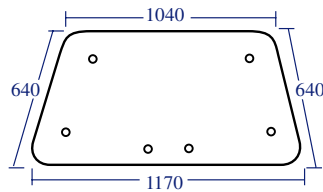


CAB GLASS
CRISTALES DE CABINA

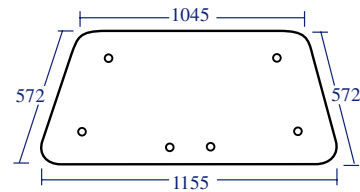
Cab Sekura LP & AP Cabina
Clear / Los cristales no son tintados

3610, 3910, 4110, 4610, 5610, 6610, 7610

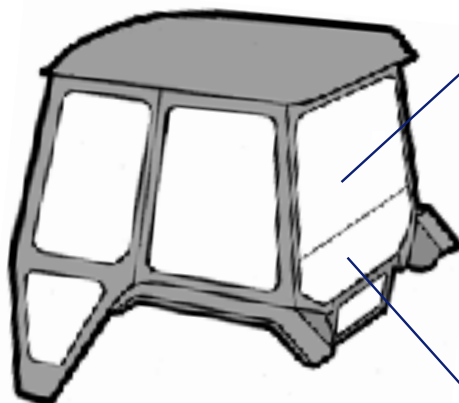
Rear (Upper) / Trasero (Sup.)



24/4072-14
(D6772, 83932033,
E2NN9442006BA)

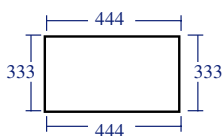
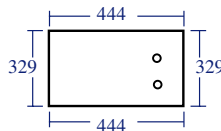


24/4072-15
(D6776, 83932022,
E2NN9442006AA)
3610 only / sólo 3610



Rear (Lower) / Trasero (inf.)
3610, 3910, 4110, 4610

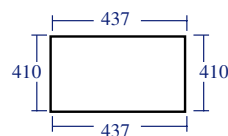
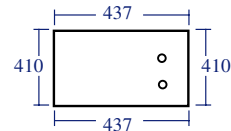
24/4074-1
(D6775, 83932020,
E2NN9442007BA)
Sliding / Deslizante



24/4075-1
(D6777, 83932021,
E2NN9442007AA)
Fixed / Fijo

Rear (Lower) / Trasero (inf.)
5110, 5610, 6410, 6610, 7610

24/4074-2
(D6774, 83932012,
E2NN9442036AA)
Sliding / Deslizante



24/4075-2
(D6773, 83932013,
E2NN9442036BA)
Fixed / Fijo

Part numbers are quoted for reference purposes only.
Our parts and accessories are not original.

Las referencias originales tienen un propósito identificativo.
Nuestras piezas no son originales.



bepco tractor parts

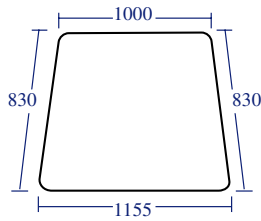
FORD (NEW HOLLAND)
(REPLACEMENT PARTS)

CAB GLASS
CRISTALES DE CABINA

Super Q Force II cab / Cabina Super Q Force II
Green tint / Los cristales en verde (10/85 ⇄)

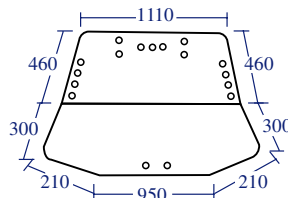
5110, 5610, 6410, 6610, 6710, 6810, 7410, 7610, 7710, 7810, 7910, 8210, 8530, 8630, 8730, 8830, TW5, TW15, TW25, TW35

Windscreen / Parabrisas



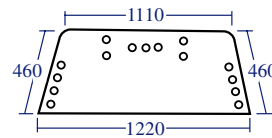
24/4001-3T
(D6726, 83951871, E5NN9403102AA)

Rear (Complete) / Trasero (Completo)



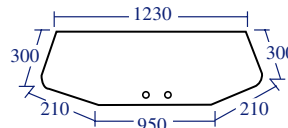
24/4071-8
(D6798, 83952026, E4NN94422A12AA)

Rear (Upper) / Trasero (Sup.)



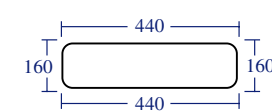
24/4072-19
(D6794, 83952034, E4NN9442006AA)

Rear (Lower) / Trasero (Inf.)



24/4073-11T
(D6748, 83909858, D6NN94420N11A)

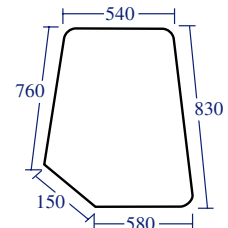
Rear (Bottom) / Trasero (Bajo)



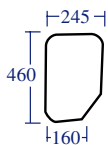
24/4076-1T
(D6750, 83911750, D7NN94420N26A)

Door upper (LH & RH) / Puerta Sup. (Izda. & Drcha.)

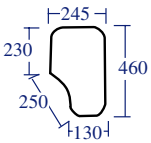
24/4022-19
(D6735, 83934057, E0NN9421410BA)



Front / Frontal

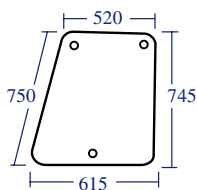


24/4011-6
(D6791, 83952305, E4NN9400247AA)
LH / Izda.



24/4010-8
(D6792, 83952306, E4NN9400246AA)
RH / Drcha.

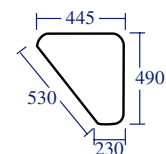
Side (LH & RH) / Lateral (Izda. & Drcha.)



24/4047-11
(D6793, 83952226, E4NN94501N75AA)

Door lower (LH & RH) / Puerta Inf. (Izda. & Drcha.)

24/4021-18T
(D6738, 83914253, D8NN94223A88BA)



Part numbers are quoted for reference purposes only.
Our parts and accessories are not original.

Las referencias originales tienen un propósito identificativo.
Nuestras piezas no son originales.



"THE RELIABLE SERVICE"

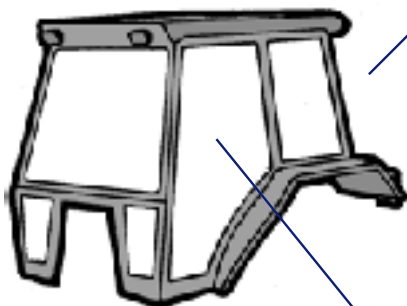


CAB GLASS
CRISTALES DE CABINA

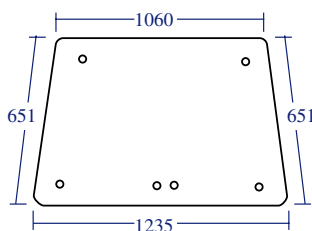
Q cab 30 series / Cabina Q serie 30

3430, 3930, 4130, 4630, 4830, 5030

Clear / Los cristales no son tintados

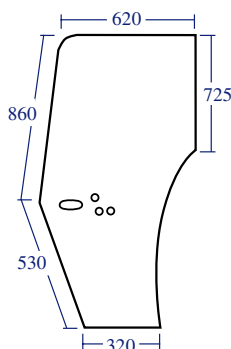


Rear (Upper) / Trasero (Sup.)



24/4072-78
(D6839, 81875338,
F0NN9442006AA)
Rear (Upper)
Trasero (Sup.)

Door / Puerta



24/4039-12
(D6838, 83990270,
E9NN94032N18AC)
LH / Izda.

24/4038-12
(D6837, 83990226,
E9NN94030N03AC)
RH / Dcha.



CAB GLASS GLUING SET
JUEGO DE ADHESIVO PARA CRISTALES DE CABINA

65/9992-2

Complete set for 1 windscreen
Juego completo para 1 parabrisas

Part numbers are quoted for reference purposes only.
Our parts and accessories are not original.

*Las referencias originales tienen un propósito identificativo.
Nuestras piezas no son originales.*



bepco tractor parts

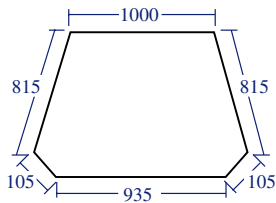
FORD (NEW HOLLAND)
(REPLACEMENT PARTS)

CAB GLASS
CRISTALES DE CABINA

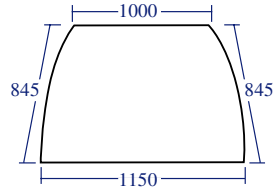
SL & SLE cab 40 series / Cabina SL & SLE serie 40
Green tint / Los cristales tintados en verde

5640, 6640, 7740, 7840, 8240, 8340

Windscreen / Parabrisas

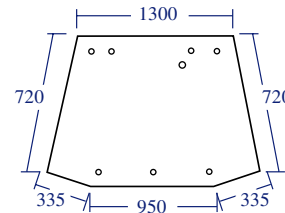


24/4000-44
(D6715, 83995040,
E9NN9403102BA)



24/4000-44A
(D6715/A, 82005280)
(11/95 ⇄)


Rear (Upper) / Trasero (Sup.)



24/4072-31
(D6722, 81865244,
F0NN9442038BA)
8 holes / 8 agujeros

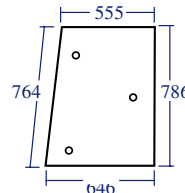
24/4072-31A
(D6722/A,
82005316, 5178304)
9 holes / 9 agujeros
(11/95 ⇄)

Rear (Lower) / Trasero (inf.)



24/4073-20
(D6723, 83995042,
E9NN9442036AA)

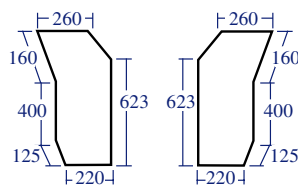
Side / Lateral



24/4047-65
(D6720,
83995322, 82009813,
E9NN9429711AA)
LH / Izda.

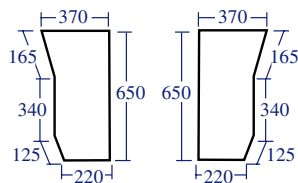
24/4047-66
(D6721,
83995321, 82009812,
E9NN9429710AA)
RH / Drcha.

Front / Frontal



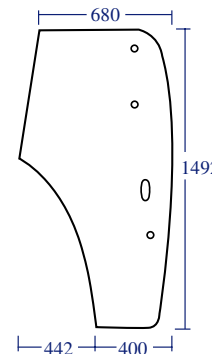
24/4011-7
(D6716, 83995039,
E9NN9400247BA)
LH / Izda.

24/4010-11
(D6717, 83995038,
E9NN9400246BA)
RH / Drcha.



24/4014-3
(D6716/A,
82005281/82)
(11/95 ⇄)
LH & RH
Izda. & Drcha.

Door / Puerta



24/4020-15
(D6718, 81871242,
E9NN94032N18BB)
LH, 4 holes
Izda., 4 agujeros

24/4020-16
(D6719, 81871241,
E9NN94030N03BB)
RH, 4 holes
Drcha., 4 agujeros

24/4020-15A
(D6718/A, 82000396)
LH, 2 holes
Izda., 2 agujeros
(11/95 ⇄)

24/4020-16A
(D6719/A, 82000367)
RH, 2 holes
Drcha., 2 agujeros
(11/95 ⇄)

Part numbers are quoted for reference purposes only.
Our parts and accessories are not original.

Las referencias originales tienen un propósito identificativo.
Nuestras piezas no son originales.



"THE RELIABLE SERVICE"



bepco tractor parts

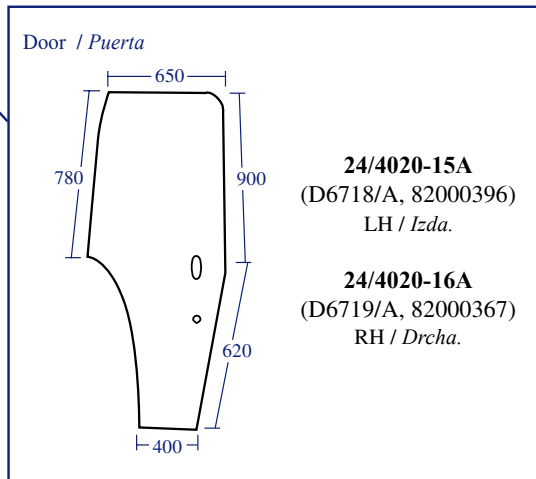
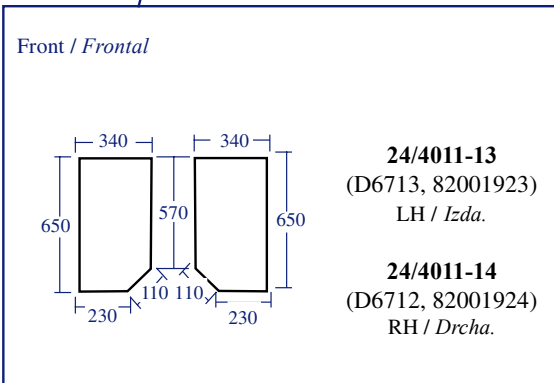
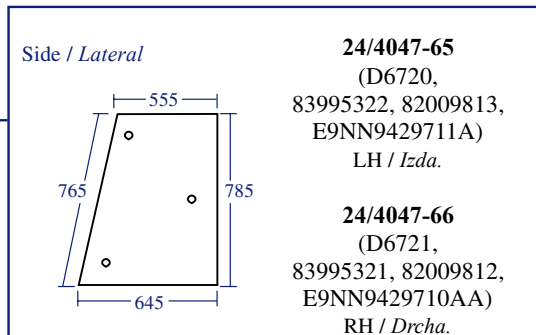
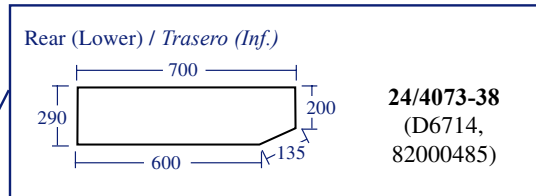
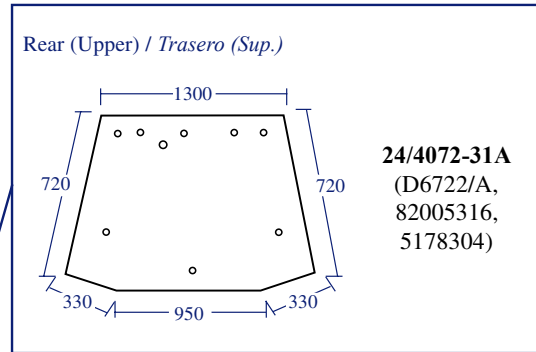
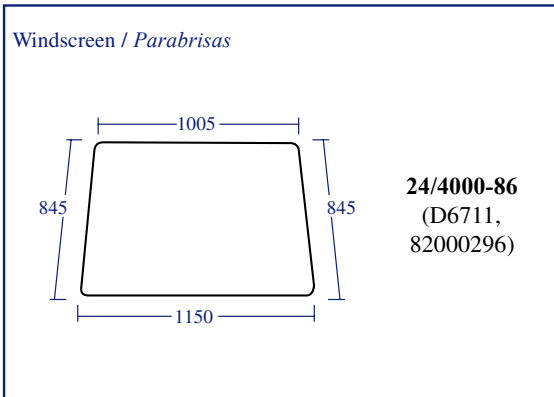
FORD (NEW HOLLAND)
(REPLACEMENT PARTS)

CAB GLASS
CRISTALES DE CABINA

60 series cab / Cabina serie 60

8160, 8260, 8360, 8560

Green tint / Los cristales tintados en verde



Part numbers are quoted for reference purposes only.
Our parts and accessories are not original.

Las referencias originales tienen un propósito identificativo.
Nuestras piezas no son originales.



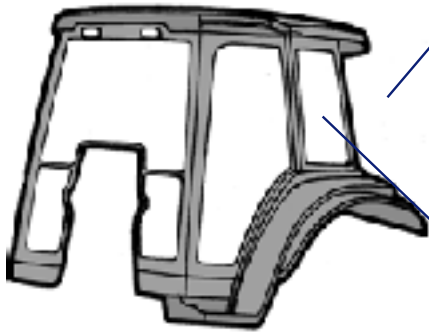
bepco tractor parts

FORD (NEW HOLLAND)
(REPLACEMENT PARTS)

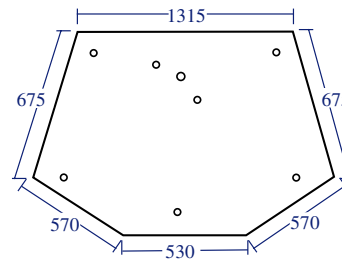
CAB GLASS
CRISTALES DE CABINA

Cab 70 series / Cabina serie 70
Plain glass / Los cristales no son tintados

8670, 8770, 8870, 8970

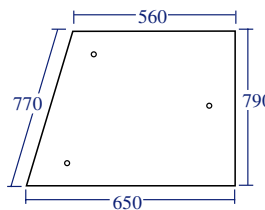


Rear / Trasero



24/4071-28
(D6827,
86002901)

Side / Lateral



24/4040-7
(D6825, 86521435)
RH opening
Drcha. abatible

24/4041-7
(D6826, 89861003)
LH fixed
Izda. fijo

GLAZING RUBBER AND DRAFT EXCLUDERS
PREFIL DE GOMA PARA CRISTALES DE CABINA

Ref. Ref.	Sections (Black rubber) Perfiles (goma negra)				Sections (Black) Perfiles (negros)					
	70/4110-9 (13/1200) (A)	70/4110-10 (13/1206) (B)	70/4110-11 (13/1207) (C)	70/4111-4 (13/1201)	70/4110-12 (13/1208)	70/4110-13 (13/1209)	70/4112-2 (13/1202)	70/4112-3 (13/1203)	70/4112-4 (13/1204)	70/4112-5 (13/1205)
Glass size Tamaño	6,0mm	4,7mm	4,7mm	Filler strip for Cinta para A, B, C	5,0mm	4,0mm	6mm	2-5mm	5mm	5.5mm
Panel Panel	1,2/1,6mm	1,2/1,6mm	2,6/3,2mm		2mm	2mm				

Sold in metres / Se vende por metros

Part numbers are quoted for reference purposes only.
Our parts and accessories are not original.

Las referencias originales tienen un propósito identificativo.
Nuestras piezas no son originales.



"THE RELIABLE SERVICE"

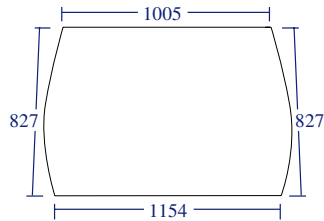


CAB GLASS
CRISTALES DE CABINA

Cab series TL / Cabina serie TL
Tinted glass / Cristales tintados

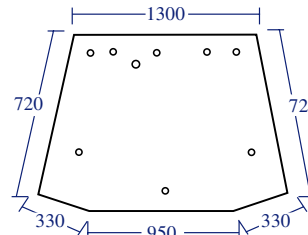
TL70, TL80, TL90, TL100

Windscreen / Parabrisas



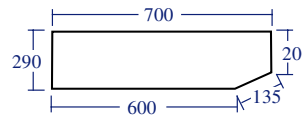
24/4000-80
(D6702/A,
82002183)

Rear (Upper) / Trasero (Sup.)



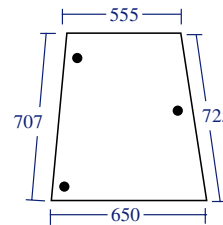
24/4072-31A
(D6722/A,
82005316,
5178304)

Rear (Lower) / Trasero (Inf.)



24/4073-38
(D6714,
82000485)

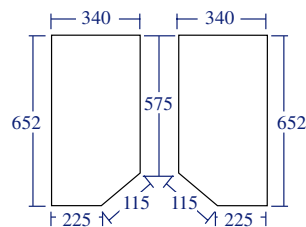
Side / Lateral



24/4046-59
(D6720/A,
5182189)
LH / Izda.

24/4047-59
(D6721/A,
5182188)
RH / Drcha.

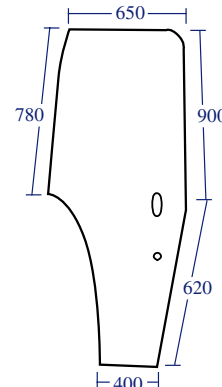
Front / Frontal



24/4011-11
(D6704,
82002185)
LH / Izda.

24/4011-10
(D6703,
82002184)
RH / Drcha.

Door / Puerta



24/4020-15A
(D6718/A,
82000396)
LH / Izda.

24/4020-16A
(D6719/A,
82000367)
RH / Drcha.

Part numbers are quoted for reference purposes only.
Our parts and accessories are not original.

Las referencias originales tienen un propósito identificativo.
Nuestras piezas no son originales.



bepco tractor parts

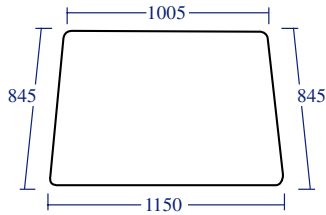
FORD (NEW HOLLAND)
(REPLACEMENT PARTS)

CAB GLASS
CRISTALES DE CABINA

Series TM cab / Cabina serie TM
Tinted glass / Los cristales tintados

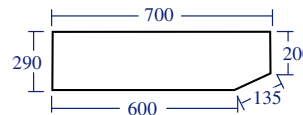
TM115, TM125, TM135, TM150, TM165

Windscreen / Parabrisas

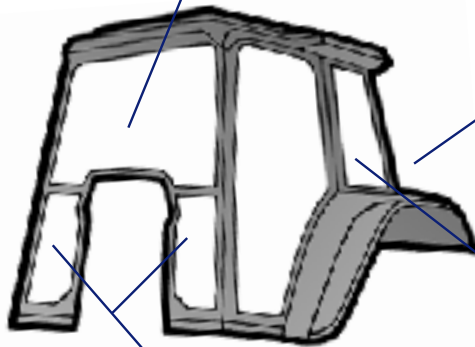


24/4000-86
(D6711,
82000296)

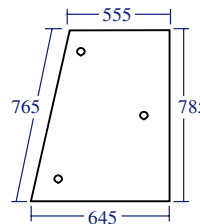
Rear (Lower) / Trasero (Inf.)



24/4073-38
(D6714,
82000485)



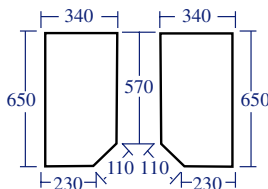
Side / Lateral



24/4047-65
(D6720,
83995322, 82009813,
E9NN9429711A)
LH / Izda.

24/4047-66
(D6721,
83995321, 82009812,
E9NN9429710AA)
RH / Drcha.

Front / Frontal



24/4011-13
(D6713, 82001923)
LH / Izda.

24/4011-14
(D6712, 82001924)
RH / Drcha.

Part numbers are quoted for reference purposes only.
Our parts and accessories are not original.

Las referencias originales tienen un propósito identificativo.
Nuestras piezas no son originales.

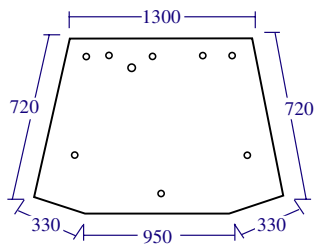


CAB GLASS
CRISTALES DE CABINA

Series TS cab / Cabina serie TS
Tinted glass / Los cristales tintados

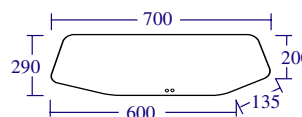
TS90, TS100, TS110, TS115

Rear (Upper) / Trasero (Sup.)

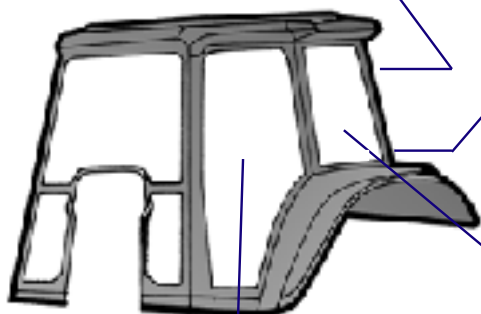


24/4072-31A
(D6722/A,
82005316,
5178304)

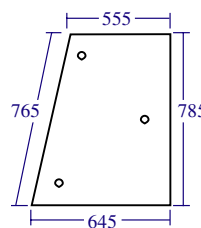
Rear (Lower) / Trasero (inf.)



24/4073-38
(D6714,
82000485)



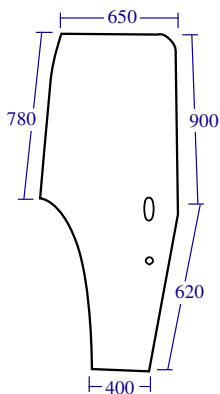
Side / Lateral



24/4047-65
(D6720,
83995322, 82009813,
E9NN9429711A)
LH / Izda.

24/4047-66
(D6721,
83995321, 82009812,
E9NN9429710AA)
RH / Drcha.

Door / Puerta



24/4020-15A
(D6718/A, 82000396)
LH / Izda.

24/4020-16A
(D6719/A, 82000367)
RH / Drcha.

Part numbers are quoted for reference purposes only.
Our parts and accessories are not original.

Las referencias originales tienen un propósito identificativo.
Nuestras piezas no son originales.



CROSS REFERENCES (OEM)
REFERENCIAS ORIGINALES CRUZADAS

OEM	Order N° Ref. en uso.	Old ref. Ant. ref.	Page Página	OEM	Order N° Ref. en uso.	Old ref. Ant. ref.	Page Página	OEM	Order N° Ref. en uso.	Old ref. Ant. ref.	Page Página
81802871	24/479-8	FNN3299	92, 93, 127	81717707(2x)	24/6-6		5	81808853	24/266-6		67
81802873	24/491-9	F5N3300B	99	81804132(2x)+				81809444	24/461-8	FT310195	91
81802877	24/581-135		99	81804119(2x)	24/6-7		5	81809513	24/318-1	FT313283	79
81802890	24/492-10		99	81804176	24/16-3		6	81809765	70/2940-035		31
81802891	24/492-6	FNN3307G	99	81804203	24/15-4		6	81810535	24/761-35	FCN579D	125
81802894	24/491-7		99	81804209	24/15-12		6	81810777	24/56-4	FC5/6261B	17
81802895	24/492-5	FNN3308E	99	81804265	24/43-12C		15, 16	81811271	24/456-5		90
81802940	24/486-13	FC5/3446	95	81804270	24/43-10		15	81811440	24/86-3	FC5/6750	21
81803034	24/545-4	FNN3528	112	81804285	24/44-8		15	81811489	24/722-4		123
81803055	24/544-4	FD3539	112	81804289	24/41-7		15	81811559	24/400-2		84
81803084+				81804295	24/45-8		15	81811561	24/451-3	F57/1195	90
81803189	24/529-5	FC5/3552K	110	81804307	24/46-3		16	81811582(3(3x)+			
81803120	24/535-7	FC5/3575	112	81804316	24/50-2		17	81811589/90	24/2-7	FPN6333/3	5
81803153	24/546-6		112	81804329	24/47-3		16	81811582(3(3x)+			
81803180	24/510-5	FD6/3600	109	81804330	24/47-4	180/4330	16	83927680/1	24/2-7	FPN6333/3	5
81803186	24/515-5		109	81804347	24/90-8		20	81811582(3(3x)+			
81803189+				81804383	24/91-8		20	83993819/20	24/2-7	FPN6333/3	5
81803084	24/529-5	FC5/3552K	110	81804431	24/88-5	FC9/6730B	21	81811582(3(4x)+			
81803189+				81804460	24/86-8		21	81811589/90	24/2-8	FPN6333/4	5
81818706	24/529-4	FNN3552K	110	81804571	24/285-2	180/4571	71	81811582(3(4x)+			
81803190	24/544-6	FC5/3615	112	81804582	24/258-3	180/4582	70	83927680/1	24/2-8	FPN6333/4	5
81803198	24/477-4	F27/3110	92, 112	81804634	24/266-7		67	81811582(3(4x)+			
81803202	24/477-4	F27/3110	92, 112	81804635	24/266-19		69	83993819/20	24/2-8	FPN6333/4	5
81803230	24/530-11	FC5/3710	110	81804636+				81811582(3(6x)+			
81803231	24/530-9	FCN3710C	110	81804637	24/277-6		67, 69	81811589/90	24/2-36	FTW6333K	5
81803233	24/530-10	FNN3710	110	81804636	24/277-6		67, 69	81811582(3(6x)+			
81803352	24/371-7	FCN4115B	81	81804636				83927680/1	24/2-36	FTW6333K	5
81803384	24/341-5		82	81804694	24/282-1	390/8699	71	81811582(3(6x)+			
81803385	24/341-6		82	81804695	24/283-1	390/8698	71	83993819/20	24/2-36	FTW6333K	5
81803401	24/351-2	392/9928	83	81804715	24/265-5	180/4715	70	81811585(3x)+			
81803410+				81804720	24/262-3	180/4720	71	81811592	24/2-7A		5
81803416	24/372-10	180/3416	81, 83	81804753	24/288-1	180/4753	70	81811585(3x)+			
81803413+				81804780	24/266-15		67, 69	83927683	24/2-7A		5
81803420	24/352-6	180/3420	83	81804781	24/266-14		67, 69	81811585(3x)+			
81803415+				81804795	24/286-2		72	83993822	24/2-7A		5
81854753	24/372-9	185/4753	81, 83	81804882	24/552-5		74	81811585(4x)+			
81803416+				81804928	24/556-7	F8N7231AA	74	81811592	24/2-8A		5
81803410	24/372-10	180/3416	81, 83	81805050	24/291-3		65	81811585(4x)+			
81803417+				81805076	24/259-2	180/5076	71	83927683	24/2-8A		5
81854761	24/462-9	FWA4221K	67, 69, 91	81805082	24/559-1	FC5/7346A	74	81811585(4x)+			
81803420+				81805117+				83993822	24/2-8A		5
81803413	24/352-6	180/3420	83	81805119	24/277-4		67	81811585(6x)+			
81803424	24/350-3	180/3424	83	81805119+				81811592	24/2-36A		5
81803437	24/376-6	FC9/4109	81	81805117	24/277-4		67	81811585(6x)+			
81803445	24/349-6	180/3445	83	81805123	24/316-19		80	83993822	24/2-36A		5
81803451	24/349-7	180/3451	83	81805130	24/266-6		67	81811585(6x)+			
81803465	24/371-6	FD5/4115	81	81805281	24/312-3		78	83927683	24/2-36A		5
81803703	24/70-21		18	81805300	24/221-6	FK7550D	56	81811586(3x)+			
81803704	24/70-21		18	81805348	24/200-31		60	81811593	24/2-7B		5
81803769	24/71-14		18	81805348	24/200-31L	FNN7563AB	60	81811586(3x)+			
81803774	24/71-21		18	81805395	24/231-4		57	83927684	24/2-7B		5
81803775	24/71-21		18	81805417	24/230-4		56, 57, 58	81811586(3x)+			
81803798	24/73-21	F57/6051	18	81805444	24/246-1	24/7684AA	70	83993823	24/2-7B		5
81803819	24/36-28		9, 13	81805624	24/147-2		34	81811586(4x)+			
81803820	24/36-29		9, 13	81805628	24/153-15	FNN8260	32	81811593	24/2-8B		5
81803864	24/32-28		9	81805632	24/153-14	F60/8260	32	81811586(4x)+			
81803866	24/32-29		9	81805637	24/154-14	FC5/8286B	32	83927684	24/2-8B		5
81803918	24/34-29		9, 14	81805638	24/154-15	FNN8286	32	81811586(4x)+			
81803971	24/25-5		7	81805714	24/143-7		34	83993823	24/2-8B		5
81803972	24/28-6	FNE 6207A	7, 8	81805736	24/144-8	FC5/8620BB	30	81811586(6x)+			
81803978	24/28-5		7	81805895	24/172-5	FNN9316A	27	81811593	24/2-36B		5
81803985(6x)	24/3-6A		7	81805896	24/172-4	FC5/9316	27	81811586(6x)+			
81803986(6x)	24/3-6B		7	81806040	24/65-9	180/6040	22	83927684	24/2-36B		5
81803987(6x)	24/3-6C		7	81806041	24/65-8	180/6041	22	81811586(6x)+			
81803988	24/26-6	FNE6214A	7, 8	81806046	24/60-4		26	83993823	24/2-36B		5
81803991	24/26-5		7	81806061	24/66-15		22	81811587(3x)+			
81804039	24/12-8	394/3957	5	81806062	24/66-13		22	81811594	24/2-7C		5
81804043	24/12-7		5	81806140	24/117-17	180/6140	25	81811587(3x)+			
81804076(2x)+				81806142	24/118-3	180/6142	25	83927685	24/2-7C		5
81804107+				81806277	24/119-1		25	81811587(3x)+			
81804156(4x)+				81806283	60/158-2		45	83993824	24/2-7C		5
81804161	24/2-6	F57/6333	5	81806298	24/163-31	F5N9640BA	45	81811587(4x)+			
81804077(2x)+				81806299	24/163-21	FNN9640	45	81811594	24/2-8C		5
81804108+				81806315	60/169-19	FE2381A	44	81811587(4x)+			
81804157(4x)+				81806316	60/169-3	FE0227	44	83927685	24/2-8C		5
81804162	24/2-6A		5	81806316	60/169-10		44	81811587(4x)+			
81804078(2x)+				81806433	62/910-1	LU22703/N	130	83993824	24/2-8C		5
81804109+				81806706	24/187-16		51	81811587(6x)+			
81804158(4x)+				81806736	24/950-3	FNN11501	52	81811594	24/2-36C		5
81804163	24/2-6B		5	81807558	24/177-10	FNN17365D	55	81811587(6x)+			
81804079(2x)+				81807640	24/163-19	F57/18233	45	83927685	24/2-36C		5
81804110+				81808570	24/250-10	392/4926	65	81811587(6x)+			
81804159(4x)+				81808572	24/290-3	180/8572	65	83993824	24/2-36C		5
81804164	24/2-6C		5	81808607	24/316-4	FBB77573	78, 80	81811588(3x)+			
81804119(2x)+				81808610	24/212-9	FC5/77641	57	81811595	24/2-7D		5
81804132(2x)	24/6-7		5	81808610	24/212-9L		57	81811588(3x)+			
81804131(2x)+				81808611	24/212-7	FM77641	56	83927686	24/2-7D		5

**Part numbers are quoted for reference purposes only.
Our parts and accessories are not original.**

*Las referencias originales tienen un propósito identificativo.
Nuestras piezas no son originales.*



CROSS REFERENCES (OEM)
REFERENCIAS ORIGINALES CRUZADAS

Table with 12 columns: OEM, Order N° (Ref. en uso), Old ref. (Ant. ref.), Page (Página), OEM, Order N° (Ref. en uso), Old ref. (Ant. ref.), Page (Página), OEM, Order N° (Ref. en uso), Old ref. (Ant. ref.), Page (Página). Contains multiple rows of part numbers and references.

Part numbers are quoted for reference purposes only.
Our parts and accessories are not original.

Las referencias originales tienen un propósito identificativo.
Nuestras piezas no son originales.



"THE RELIABLE SERVICE"



CROSS REFERENCES (OEM) REFERENCIAS ORIGINALES CRUZADAS

Table with 12 columns: OEM, Order N° (Ref. en uso), Old ref. (Ant. ref.), Page (Página), OEM, Order N° (Ref. en uso), Old ref. (Ant. ref.), Page (Página), OEM, Order N° (Ref. en uso), Old ref. (Ant. ref.), Page (Página). Contains cross-reference data for various tractor parts.

Part numbers are quoted for reference purposes only. Our parts and accessories are not original.

Las referencias originales tienen un propósito identificativo. Nuestras piezas no son originales.



bepco tractor parts

FORD (NEW HOLLAND)
(REPLACEMENT PARTS)

CROSS REFERENCES (OEM)
REFERENCIAS ORIGINALES CRUZADAS

Table with columns: OEM, Order N° (Ref. en uso), Old ref. (Ant. ref.), Page (Página). It lists various mechanical parts and their cross-references between Ford (New Holland) and other OEMs.

Part numbers are quoted for reference purposes only. Our parts and accessories are not original.

Las referencias originales tienen un propósito identificativo. Nuestras piezas no son originales.



"THE RELIABLE SERVICE"



**BEPKO PARTS SA****HERMALLE-SOUS-HUY**

Rue Chaumont, 4D • 4480 Hermalle-sous-Huy • Belgique
 T +32 85 24 54 00 • F +32 85 24 54 50
 info.be@becoparts.com • www.becoparts.com

VILLERS-LE-BOUILLET

Rue de Waremme, 114 • 4530 Villers-le-Bouillet • Belgique
 T +32 85 24 54 00 • F +32 85 24 54 50
 info.be@becoparts.com • www.becoparts.com

**BEPKO UK LTD**

Bepco House • Unit 316 • Hartlebury Trading Estate
 Hartlebury - Worcestershire, DY10 4JB (UK)
 P +44 (0)1299 252270 • F 0800 216553
 info@becoparts.com • www.becoparts.com

**BEPKO FRANCE SAS**

Z.I. La Plaine, Allée de Bigorre
 BP80041 Le Passage • 47901 Agen Cedex 9 • France
 T +33 (0)553 96 31 25 • F +33 (0)553 68 03 72
 info.fr@becoparts.com • www.becoparts.com

VILLENEUVE-SUR-LOT

294 Av. de Bordeaux • CS 30059 Bias
 FR-47302 Villeneuve sur lot • France
 T +33 (0)5 53 40 37 50 • F +33 (0)5 53 70 61 93

JANZÉ

P.A. de la Chauvelière • Rue Charles Lindbergh
 35150 JANZE • France
 T + 33 (0)2 99 44 16 18 • F +33 (0)2 99 44 17 29

**TVH AUSTRALASIA PTY LTD**

HEAD OFFICE BRISBANE • www.becoparts.com

ADELAIDE

96 South Terrace • Wingfield SA 5013
 Free 1800 182 344 • T +61 8 8359 8933 • F +61 8 8234 2212
 BepcoSAsales@tvh.com.au

BRISBANE

735 Boundary Road • Richlands QLD 4077
 Free 1800 020 082 • T +61 7 3344 1113 • F +61 7 3344 1332
 BepcoQLDsales@tvh.com.au

MELBOURNE

7/66-74 Micro Circuit • Dandenong South VIC 3175
 Free 1800 802 367 • T +61 3 9796 5422 • F +61 3 9796 5251
 BepcoVICsales@tvh.com.au

PERTH

2/15 Colin Jamieson Drive • Welshpool WA 6106
 Free 1800 182 344 • T +61 8 8352 8984 • F +61 8 8234 2212
 BepcoWAsales@tvh.com.au

SYDNEY

1/1002-1010 Canley Vale Rd • Wetherill Park NSW 2164
 Free 1800 808 827 • T +61 2 6885 5288 • F +61 3 9796 5251
 BepcoNSWsales@tvh.com.au

**TVH NEW ZEALAND LTD****AUCKLAND**

PO Box 51490 • Pakuranga 2140 • 11K Echelon Place
 East Tamaki • Auckland
 Free 0800 459 662 • T +64 9 274 9695 • F +64 9 274 9698
 info@tvh.co.nz • www.tvh.com

CHRISTCHURCH

11C Parkhouse Road
 Wigram • Christchurch 8042
 Free 0508 8 722 867 • T +64 3 550 1298 • F +64 3 974 9993
 infochch@tvh.co.nz

**BEPKO DEUTSCHLAND GmbH**

Neuer Weg 5 • 59505 Bad Sassendorf • Germany
 T +49 (0)2927 919 59 0 • F +49 (0)2927 919 59 59
 info.de@becoparts.com • www.becoparts.com

**BEPKO NEDERLAND BV**

Den Dolvert 10 • 5473 GP, Heeswijk-Dinther • Nederland
 T +31 (0)413 29 39 75 • F +31 (0)413 29 40 87
 info.nl@becoparts.com • www.becoparts.com

**BEPKO IBÉRICA SA**

C/ Torrent de Vallmajor, 82
 08915 Badalona (Barcelona) • Spain
 T +34 (0)902 111 062 - 933 810 062 • F +34 (0)933 813 345
 info.es@becoparts.com • www.becoparts.com

ALMENDRALEJO

Ctra. Badajoz - Pol. «Rayvaz» Nave 21
 06200 Almedralejo (Badajoz)
 T +34 (0)902 111 062 - 924 664 890
 F +34 (0)924 664 576

DOS HERMANAS

Pol. Ind. La Isla, C/ Hornos, 11
 41703 Dos Hermanas (Sevilla)
 T +34 (0)902 111 062 - 954 931 546
 F +34 (0)954 930 130

SANTIAGO DE COMPOSTELA

Pol. El Tambre, Via Faraday, 36
 15890 Santiago de Compostela
 T +34 (0)902 111 062 - 981 560 012
 F +34 (0)981 557 753

**TVH PARTS SOUTH AFRICA (Pty) Ltd**

HEAD OFFICE JOHANNESBURG • www.tvh.com

CAPE TOWN

1 Karee Street • Kraaifontein Industries • Cape Town 7571
 T +27 21 988 2432 • F +27 21 988 9127
 capetownsales@tvh.com

DURBAN

2 Monaco Place • Westmead • Pinetown 3600
 T +27 31 100 0760 • F +27 31 700 6191
 durbansales@tvh.com

JOHANNESBURG

90 Electron Avenue • Isando • Kempton Park 1601
 T +27 11 281 27 00 • F +011 974 9845
 johannesburgsales@tvh.com

LICHTENBURG

Shop 1 • 109 Scholtz Street • Lichtenburg 2740
 T +27 18 632 6192/6092 • F +27 18 632 6108
 lichtenburgsales@tvh.com

PORT ELIZABETH

134 Kempston Road • Korsten • Port Elizabeth 6020
 T +27 41 453 1404/8 • F +27 41 453 1409
 portelizabethsales@tvh.com

FOR ALL OUR LATEST CATALOGUE UPDATES AND COMPANY INFO: WWW.BEPCOPARTS.COM



The spare parts mentioned in this list can normally be delivered from stock. In addition, we can supply parts, which are not mentioned in this catalogue, with the shortest possible delivery time. The O.E.M. references are only for indication purposes and do not imply that the spare parts are coming from the manufacturer. This spare parts list can be modified without prior notice. All photographs, drawings, illustrations, brand names, descriptions and numbers are included for identification purposes only.



De onderdelen vermeld in deze lijst, zijn normaal uit voorraad leverbaar, behoudens uitverkocht. Ook niet-vermelde onderdelen kunnen binnen de kortste tijd uitgeleverd worden. De O.E.M. referenties dienen enkel ter indicatie en impliceren niet dat deze van de vermelde constructeur afkomstig zijn. Deze onderdelenlijst kan zonder enige voorafgaande verwittiging aangepast worden. Alle gebruikte foto's, tekeningen, afbeeldingen, merknamen, omschrijvingen en nummers dienen alleen ter identificatie.



Les pièces de rechange, mentionnées dans cette liste, sont normalement livrables du stock. En plus, les articles non indiqués peuvent être fournis en peu de temps. Cette liste peut être modifiée sans avis préalable. Les références O.E.M. sont seulement indicatives et n'impliquent pas que les pièces de rechange viennent du constructeur. Toutes les photographies, illustrations, marques, descriptions, tous les plans et numéros servent exclusivement à une identification.



Die in dieser Liste aufgeführten Teile sind normalerweise aus dem Lager lieferbar. Wir sind zudem in der Lage nicht aufgeführte Teile innerhalb kürzester Zeit zu liefern. Die O.E.M. Referenznummern dienen zur Information und beinhalten nicht, dass diese vom genannten Hersteller kommen. Diese Bestandsliste kann ohne vorhergehende Ankündigung geändert werden. Alle verwendeten Foto's, Zeichnungen, Abbildungen, Markennamen, Beschreibungen und Nummern dienen nur zu Identifikationszwecken.



Los artículos mencionados en este catálogo se encuentran habitualmente en stock. Además, podemos suministrar en un plazo corto de tiempo otros artículos relacionados que no se encuentren expresamente mencionados en este catálogo. Las referencias O.E.M. sirven sólo como indicación y no implican que procedan del constructor. Este listado de productos puede estar sujeto a modificaciones sin aviso previo. Todas las fotos, dibujos, ilustraciones, nombres de marca, descripciones y números se han incluido simplemente con el propósito de su identificación.



I pezzi di ricambio, menzionati in questo listino, possono essere forniti con una consegna immediata a condizione che non siano esauriti. I pezzi di ricambio non menzionati possono essere forniti in poco tempo. Le referenze O.E.M. sono solamente indicative e non implicano che i pezzi di ricambio vengano da questo costruttore. Questa lista ricambi può essere aggiustata senza avvisi anticipati. Tutti i numeri, codici, nomi, foto, spaccati e disegni sono solo a titolo informativo.



Części z tego katalogu są zazwyczaj na stanie magazynowym. Również części które nie są wyszczególnione w katalogu mogą być dostarczone na zamówienie w najkrótszym możliwym terminie. Opis części O.E.M. jest używany informacyjnie i nie wskazuje na to, że dany produkt jest wyprodukowany przez podanego producenta. Zawartość katalogu może ulec zmianie bez wcześniejszego informowania o tym. Wszystkie użyte zdjęcia, rysunki, nazwy marek, opis i numery służą tylko do identyfikacji.



Запчасти из настоящего списка, как правило, имеются в запасе, если только он не распродан. Прочие, не фигурирующие в списке артикулы, могут быть поставлены в самые кратчайшие сроки. Указание оригинальных номеров производителя не предполагает обязательного оригинального происхождения самих деталей. Данный список может изменяться без предварительного уведомления. Все использованные фото, рисунки, иллюстрации, названия брендов, наименования и номера служат исключительно для цели идентификации.

Visita nuestro sitio Web :
www.bepcoparts.com

© **bepco** 2015

Todos los derechos reservados. Ninguna parte de este catálogo puede ser reproducida o comunicada en cualquier forma o por cualquier medio, electrónico o mecánico, incluyendo la copia, la grabación o el uso en un sistema de almacenamiento o recuperación de información, sin el permiso previo y explícito de BEPCO.

- BEPCO es un proveedor de piezas de recambio y accesorios adecuados para el mantenimiento y reparación de equipos originales. Las referencias y marcas originales son puramente indicativas y no implican que los accesorios y / o piezas de recambio sean las del fabricante original.
- Los productos que no cumplan con los requisitos reglamentarios de la marca CE no se comercializan en el Espacio Económico Europeo.
- BEPCO® es una marca registrada.
- Todas las ventas están sujetas a los términos y condiciones generales de venta en www.bepcoparts.com
- Se incluyen fotografías e ilustraciones sólo a título indicativo. Sin responsabilidad por errores de impresión.

Case IH
David Brown
Fendt
Fiat
Ford
Hürlimann
JCB
John Deere
K.H.D. (Deutz)
Kubota
Landini
Lamborghini
Manitou
Massey Ferguson
Mc Cormick
Merlo

Recambios ■
para todas
las marcas
de la A a la Z

■ **New Holland**
Renault
Same
Steyr
Valmet
Zetor

moving forward in every field

REF. 90/999-102



HEAD OFFICE

Rue Chaumont 4D • 4480 Hermalle-sous-Huy • Belgium
T +32 (0)85 24 54 00 • F +32 (0)800 23 132 • info.be@bepcoparts.com • www.bepcoparts.com

Member of **TVH** 